



RBC BlueBay
Asset Management

BlueBay Financial Capital Bond Fund

February 2024

Fund Performance (%) Gross of Fees (USD)¹

For Professional Investors Only

	Jan	Feb	Mar	Apr	May	Jun	Jul	Aug	Sep	Oct	Nov	Dec	YTD
2024	0.87	0.23											1.10
2023	4.46	-0.06	-10.58	1.01	1.46	0.18	3.23	-0.59	0.74	0.97	4.24	4.01	8.49
2022	-2.35	-4.16	-0.04	-2.83	-0.32	-7.86	4.87	-2.35	-7.60	4.99	5.02	1.37	-11.70
2021	0.13	0.76	1.32	1.52	0.78	0.65	0.41	1.30	0.37	-0.68	-1.93	1.95	6.72
2020	2.96	-0.56	-17.18	8.01	4.22	2.94	2.21	2.68	0.25	0.72	6.69	1.87	13.17
2019	3.01	1.80	0.29	3.65	-2.57	4.49	1.94	0.49	1.80	2.55	1.61	1.80	22.76
2018	4.91	-0.87	-1.06	0.93	-2.58	-0.95	1.79	-0.29	-0.04	-2.22	-1.94	-1.04	-3.54
2017	1.99	1.26	0.98	2.37	1.96	2.46	1.98	-0.19	1.64	4.18	0.98	0.58	22.08
2016	-1.57	-5.64	2.72	1.15	1.03	-0.08	3.64	2.35	-1.09	1.92	-1.13	4.15	7.27
2015	1.78	2.52	1.16	0.65	0.15	-1.48	1.66	-0.03	-1.77	2.58	0.91	0.10	8.45

Review

Contributors

- Monte dei Paschi lower tier 2, Barclays additional tier 1 (AT1) and Nationwide AT1

Detractors

- Deutsche Bank AT1

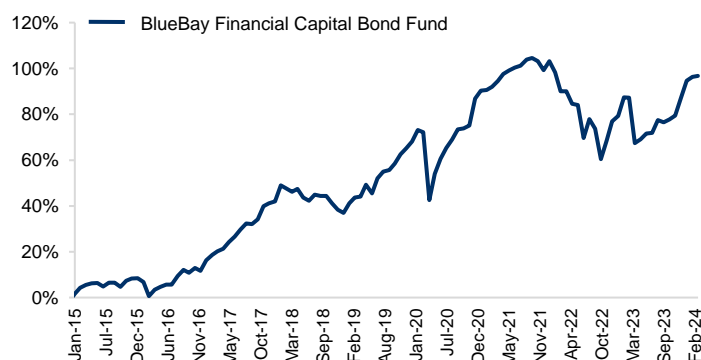
Outlook

- Looking ahead, we continue to be encouraged by the banking sector's underlying fundamental strength, particularly as European banks remain well provisioned and should continue to benefit from the high-rate environment even as central banks reach terminal rates. The fourth quarter has been a clear signal to markets that banks remain somewhat mispriced, particularly versus some other risk assets. The spreads reflected within banks seem contrary to the fundamentals, and investors should be careful not to assume a global financial crisis-type template on any upcoming turbulence in the global economy and financial markets. For the less-regulated, smaller US banks and some smaller German real estate lenders, it is clear that some of their business models are nowhere near as diversified or robust as their larger, more regulated counterparts. However, the situation in Europe is markedly different, and we have been encouraged by the response of the regulators to first distance themselves from the decision in Switzerland and second, to look beyond short-term volatility and allow banks to continue with their share buyback programmes, which we think is important to underline both the strength in the sector and the regulators' confidence in their view of that strength.
- The fundamental resilience of banks is not being fully reflected in valuations, but we are confident this should correct over time. Even in light of a future recession risk, the sector will be coming into the economic downturn from a position of strength and perhaps the best position it has ever been in at this point in the cycle. Bank profitability has increased by +70% over the last three years, and it is this revenue tailwind that should go some way in shielding from any deterioration in asset quality should that occur in the months and quarters ahead. Capital levels remain close to all-time highs, while the stock of non-performing loans is close to the lows. Although we are conscious that these factors are often overlooked in times of stress, fundamentals always reassert themselves eventually, and we believe European bank AT1 is likely to offer investors upside as the macroeconomic environment continues to prove challenging. While the Credit Suisse haircut means risk premiums should be higher, this seems to already be factored into valuations. The yield of the fund is approximately 8.5% as we move into March. This 8.5% yield comes from an average issuer rating of A- within the fund, so there is no need for investors to give up liquidity or look for yield in lower-rated credit. If rates remain high because the underlying economy is solid and inflation is above target, then banks are likely to be the sector best positioned to outperform given fundamentals and valuations.

Risk Statistics³

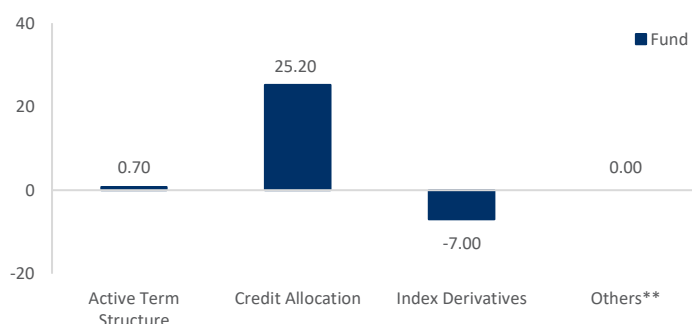
	Fund
Annualised return since inception (%) ²	7.69
Annualised volatility (%) ²	10.97
Sharpe ratio ²	0.51

Cumulative Performance Gross of Fees (USD)^{1,2}



Past performance does not predict future returns. The return of your investment may increase or decrease as a result of currency fluctuations if your investment is made in a currency other than that used in the past performance calculation. Fees and other expenses will have a negative effect on investment returns.

Summary of Attribution Effects (bps)



Investment Objective

- To achieve a total return from a portfolio of subordinated debt securities issued by financial institutions

Investment Strategy

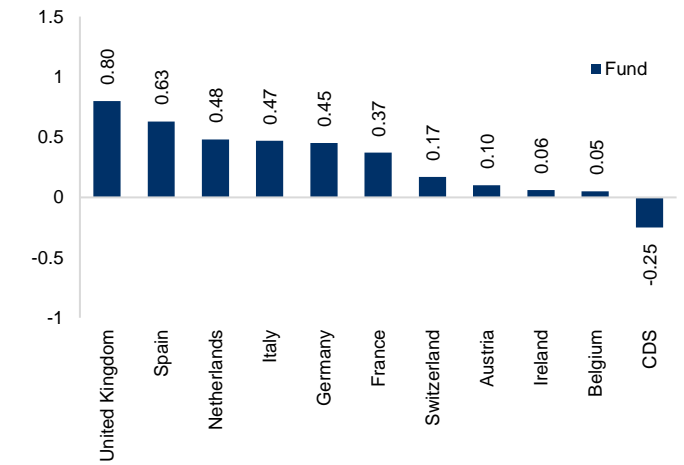
- The Fund invests at least 50% of its net assets in subordinated debt securities issued by financial institutions. Subordinated debt securities include, but are not limited to, Tier 1 and Tier 2 contingent capital securities (CoCos) and US perpetual preferred stock.
- The fund may not invest more than 10% of its assets in securities of the same financial institution and up to 25% of the fund's assets may be invested in equities.
- The Fund meets the conditions set out in Article 8 of the Sustainable Finance Disclosure Regulation as it promotes environmental/social characteristics through binding requirements as a key feature. Full details available online; <https://www.rbcbluebay.com/en-gb/institutional/what-we-do/funds/sustainability-related-disclosures/>

Fund Characteristics⁴

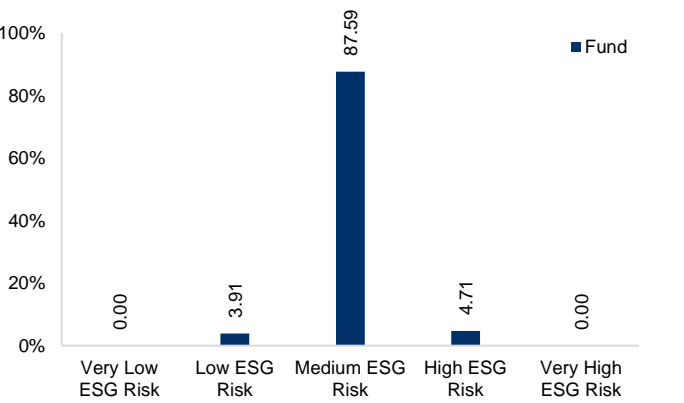
	Fund
Weighted interest rate duration (yrs)	2.85
Weighted spread duration (yrs)	3.33
Weighted yield to worst (%)	8.29
Weighted yield to worst without hedges (%)	8.54
Yield to maturity (%)	9.13
Weighted running yield (%)	8.00
Total no. of issues	45
Total no. of issuers	25
Weighted average rating – by issue	BB
Weighted average rating – by issuer	A-
Average position (%)	2.19

We have updated our yield calculations for derivatives to reflect the higher rate environment better.

Country Spread Duration Contribution (yrs)



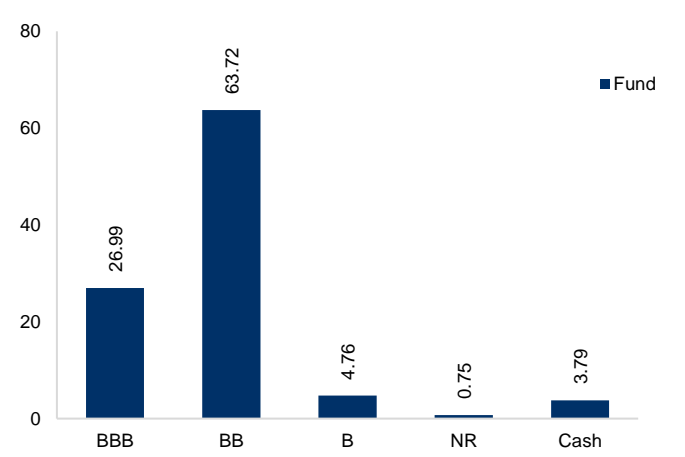
BlueBay: Issuer Fundamental ESG (Risk) Ratings (% , NAV)



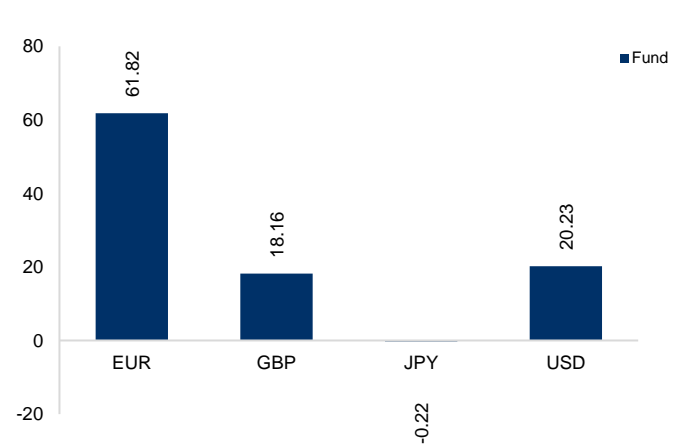
Top 5 Issuers by Spread Duration Contribution (yrs)

	Years (absolute)	BlueBay ESG Fundamental (Risk) Rating ⁶	BlueBay Investment ESG Score ⁷
Intesa Sanpaolo SpA	0.34	Medium	1.00
Barclays PLC	0.33	Medium	1.00
Deutsche Bank AG	0.31	Medium	0.00
Nationwide Building Society	0.27	Low	1.00
CaixaBank SA	0.24	Medium	0.00

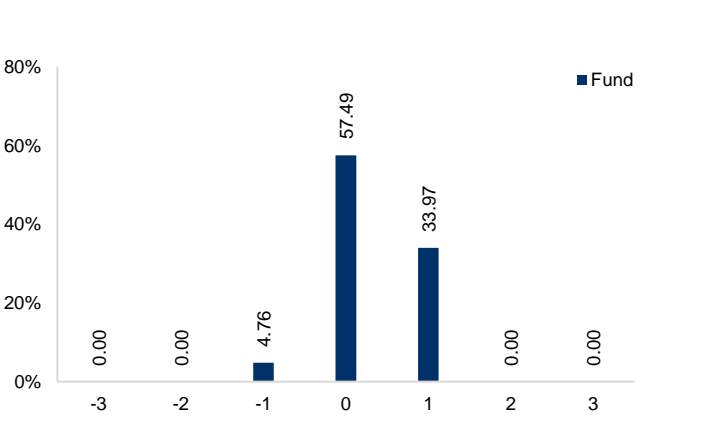
Credit Quality Breakdown (% , NAV)



Currency Breakdown (Before Hedging % , NAV)



BlueBay: Security Investment ESG Scores (% , NAV)



Sector Subordination (% , NAV)

	Fund
Corp Hybrid	0.00
Tier 1	91.45
Upper tier 2	0.00
Lower tier 2	4.76
Subordinated insurance	0.00
Preferred Stock	0.00
Cash	3.79
Unclassified ⁵	0.00
Total	100.00

Fund Facts

Total fund size ⁴	USD 1,693m
Total strategy size ⁶	USD 2,740m
Inception date	14 January 2015
Base currency	USD
Fund legal name	BlueBlueBay Funds – BlueBay Financial Capital Bond Fund
Share classes	Information on available Share Classes and eligibility for this Fund are detailed in the BlueBay Funds Prospectus and Application Form
Fund type	UCITS
Domicile	Luxembourg
Investment manager	RBC Global Asset Management (UK) Limited

Risk Considerations

- At times, the market for investment grade bonds or high yield bonds may dry up, which could make it difficult to sell these bonds, or the fund may only be able to sell them at a discount
- There may be cases where an organisation with which we trade assets or derivatives (usually a financial institution such as a bank) may be unable to fulfil its obligations, which could cause losses to the fund
- Investing in subordinated bank debt, including CoCos, offers you the chance to gain higher returns through growing your capital and generating income. Nevertheless, there is a risk that CoCos may 1) be converted to equities or permanently written down 2) not be redeemed by the issuer when expected 3) defer or cancel interest payments indefinitely, which would result in a loss of income to the fund and possible loss of its initial investment. Additionally, CoCo investors may suffer losses prior to investors in the same financial institution holding equities or bonds
- RBC BlueBay's ESG analysis can rely on input from external providers. Such data may be inaccurate or incomplete or unavailable and BlueBay could assess the ESG risks of securities held incorrectly
- RBC BlueBay could suffer from a failure of its processes, systems and controls – or from such a failure at an organisation on which we rely in order to deliver our services – which could lead to losses for the fund

Due to the complexity of the loss absorbing mechanisms and the absence of harmonized terms from issuer to issuer and from issue to issue of Contingent Convertibles, the BlueBay Financial Capital Bond Fund is only suitable for Financially Sophisticated Investors who can bear the economic risk of the loss of their investment in the fund. Financially Sophisticated Investor for this purpose means an investor who:

- (a) has knowledge of, and investment experience in, financial markets generally and financial products which invest in securities and/or derivatives with complex features; and
- (b) understands and can evaluate the strategy, characteristics and risks of the strategy in order to make an informed investment decision

Notes

- While gross of fee figures would reflect the reinvestment of all dividends and earnings, it would not reflect the deduction of investment management and performance fees. For example, if there was an annualised return of 10% over a 5-year period then the compounding effect of a 0.60% management fee and a 0.20% performance fee would reduce the annualised return to 9.32% (figures used are only to demonstrate the effect of charges and are not an indicator of future performance). In addition, the typical fees and expenses charged to a strategy will offset the strategy's trading profits. A description of the specific fee structure for each BlueBay strategy is contained in the strategy's prospectus.
- Since Inception
- Risk statistics are annualized and calculated using weekly data points since inception. Risk statistics will be produced once there are 3 complete months of data available; for meaningful results a minimum sample of 36 data points is recommended and where history is less than 3 years caution should be taken with the interpretation and representation of this data. Returns for periods of less than 1 year have not been annualised in accordance with current industry standard reporting practices.
- The Fund AUM is stated on a T+1 basis and includes non-fee earning assets.
- Unclassified includes derivatives and hedging instruments.
- Fundamental ESG (Risk) Rating is assigned at an issuer level by BlueBay. Categories range from 'very high' to 'very low' ESG (Risk) Rating and is a function of the ESG risk profile of an issuer and how well it manages these risks.
- Investment ESG Score is assigned at an issuer level by BlueBay unless otherwise stated (i.e. assigned at the security level). Scores ranges from '+3' through to '-3' and indicates the extent to which ESG is considered investment material, as well as the nature and scale of the materiality impact (i.e. positive credit impact, negative credit impact, no impact).

Note: All data unless otherwise specified is sourced from RBC Global Asset Management, as at 29th February 2024.

Team

	Joined BlueBay	Investment industry experience
Marc Stacey	September 2004	22 years
James Macdonald	September 2007	19 years

Contact information

Marketing and Client Relations Department

100 Bishopsgate
London EC2N 4AA
tel: +44(0)20 7653 4000
marketing@bluebay.com
www.rbcbluebay.com

This document is a marketing communication and it may be produced and issued by the following entities: in the European Economic Area (EEA), by BlueBay Funds Management Company S.A. (BBFM S.A.), which is regulated by the Commission de Surveillance du Secteur Financier (CSSF). In **Germany, Italy, Spain** and **Netherlands** the BBFM S.A. is operating under a branch passport pursuant to the Undertakings for Collective Investment in Transferable Securities Directive (2009/65/EC) and the Alternative Investment Fund Managers Directive (2011/61/EU). In the **United Kingdom (UK)** by RBC Global Asset Management (UK) Limited (RBC GAM UK), which is authorised and regulated by the UK Financial Conduct Authority (FCA), registered with the US Securities and Exchange Commission (SEC) and a member of the National Futures Association (NFA) as authorised by the US Commodity Futures Trading Commission (CFTC). In **Switzerland**, by BlueBay Asset Management AG where the Representative and Paying Agent is BNP Paribas Securities Services, Paris, succursale de Zurich, Selnaustrasse 16, 8002 Zurich, Switzerland. The place of performance is at the registered office of the Representative. The courts at the registered office of the Swiss representative or at the registered office or place of residence of the investor shall have jurisdiction pertaining to claims in connection with the offering and/or advertising of shares in Switzerland. The Prospectus, the Key Investor Information Documents (KIID), the Packaged Retail and Insurance-based Investment Products - Key Information Documents (PRIIPs KID), where applicable, the Articles of Incorporation and any other document required, such as the Annual and Semi-Annual Reports, may be obtained free of charge from the Representative in Switzerland. In **Japan**, by BlueBay Asset Management International Limited which is registered with the Kanto Local Finance Bureau of Ministry of Finance, Japan. In **Asia**, by RBC Global Asset Management (Asia) Limited, which is registered with the Securities and Futures Commission (SFC) in Hong Kong. In **Australia**, RBC GAM UK is exempt from the requirement to hold an Australian financial services license under the Corporations Act in respect of financial services as it is regulated by the FCA under the laws of the UK which differ from Australian laws. In **Canada**, by RBC Global Asset Management Inc. (including PH&N Institutional) which is regulated by each provincial and territorial securities commission with which it is registered. RBC GAM UK is not registered under securities laws and is relying on the international dealer exemption under applicable provincial securities legislation, which permits RBC GAM UK to carry out certain specified dealer activities for those Canadian residents that qualify as "a Canadian permitted client", as such term is defined under applicable securities legislation. In the **United States**, by RBC Global Asset Management (U.S.) Inc. ("RBC GAM-US"), an SEC registered investment adviser. The entities noted above are collectively referred to as "RBC BlueBay" within this document. The registrations and memberships noted should not be interpreted as an endorsement or approval of RBC BlueBay by the respective licensing or registering authorities. Not all products, services or investments described herein are available in all jurisdictions and some are available on a limited basis only, due to local regulatory and legal requirements.

Please refer to the Prospectus of the fund, the Key Investor Information Documents (KIID) and the Packaged Retail and Insurance-based Investment Products - Key Information Documents (PRIIPs KID), if available, or any other relevant fund documentation on our website (www.rbcbluebay.com) before making any final investment decisions. The Prospectus and the PRIIPs KID is available in English and the KIIDs in several local languages. No RBC BlueBay fund will be offered, except pursuant and subject to the offering memorandum and subscription materials for such fund (the "Offering Materials"). If there is an inconsistency between this document and the Offering Materials for the RBC GAM UK fund, the provisions in the Offering Materials shall prevail.

Any investor who proposes to subscribe for an investment in any of the RBC BlueBay products must be able to bear the risks involved and must meet the respective products suitability requirements. This document is intended only for "professional clients" and "eligible counterparties" (as defined by the Markets in Financial Instruments Directive ("MiFID")) or in the US by "accredited investors" (as defined in the Securities Act of 1933) or "qualified purchasers" (as defined in the Investment Company Act of 1940) as applicable and should not be relied upon by any other category of customer.

The investments discussed may fluctuate in value and you may not get back the amount invested. The return may increase or decrease as a result of currency fluctuations. Investment in derivatives may involve a high degree of gearing or leverage, so that a relatively small movement in the price of the underlying investment results in a much larger movement in the price of the instrument, as a result of which prices are more volatile. There are restrictions on transferring interests in the funds. The instruments in which the products invest may involve complex tax structures and there may be delays in distributing important tax information. The funds are not required to provide periodic pricing or valuation information to investors with respect to its individual investments.

Unless otherwise stated, performance data is unaudited and net of management, performance and other fees. Past performance is not indicative of future results.

Any indices shown are presented only to allow for comparison of the RBC BlueBay fund's performance to that of certain widely recognised indices. The volatility of the indices may be materially different from the individual performance attained by a specific fund or investor. In addition, the RBC BlueBay fund holdings may differ significantly from the securities that comprise the indices shown. Indexes are unmanaged and investors cannot invest directly in an index.

This document has been prepared solely for informational purposes and does not constitute an offer or recommendation to buy or sell any security or investment product or adopt any specific investment strategy in any jurisdiction. This document should not be construed as tax or legal advice.

This document may contain the current opinions of RBC BlueBay and is not intended to be, and should not be interpreted as, a recommendation of any particular security, strategy or investment product. Unless otherwise indicated, all information and opinions herein are as of the date of this document. All information and opinions herein are subject to change without notice.

The information contained in this document has been compiled by RBC BlueBay, and/or its affiliates, from sources believed to be reliable but no representation or warranty, express or implied is made to its accuracy, completeness or correctness.

A summary of investor rights can be obtained in English on www.rbcbluebay.com/investorrights. It is important to note that the Fund Management Company may terminate arrangements for marketing under new Cross-border Distribution Directive denotification process. There are several risks associated with investing in financial products. With all investments there is a risk of loss of all, or a portion of the amount invested. Recipients are strongly advised to make an independent review with their own advisors and reach their own conclusions regarding the investment merits and risks, legal, credit, tax and accounting aspects of all transactions.

This document may not be reproduced in whole or part, and may not be delivered to any person without the consent of RBC BlueBay. Copyright 2024 © RBC BlueBay. RBC Global Asset Management (RBC GAM) is the asset management division of Royal Bank of Canada (RBC) which includes RBC Global Asset Management (U.S.) Inc. (RBC GAM-US), RBC Global Asset Management Inc., RBC Global Asset Management (UK) Limited and RBC Global Asset Management (Asia) Limited, which are separate, but affiliated corporate entities. ® / Registered trademark(s) of Royal Bank of Canada and BlueBay Asset Management (Services) Ltd. Used under licence. BlueBay Funds Management Company S.A., registered office 4, Boulevard Royal L-2449 Luxembourg, company registered in Luxembourg number B88445. RBC Global Asset Management (UK) Limited, registered office 100 Bishopsgate, London EC2N 4AA, registered in England and Wales number 03647343. All rights reserved.