

Mercer Global High Yield Bond Fund (USD Hedged)

A Sub-Fund of MGI Funds PLC

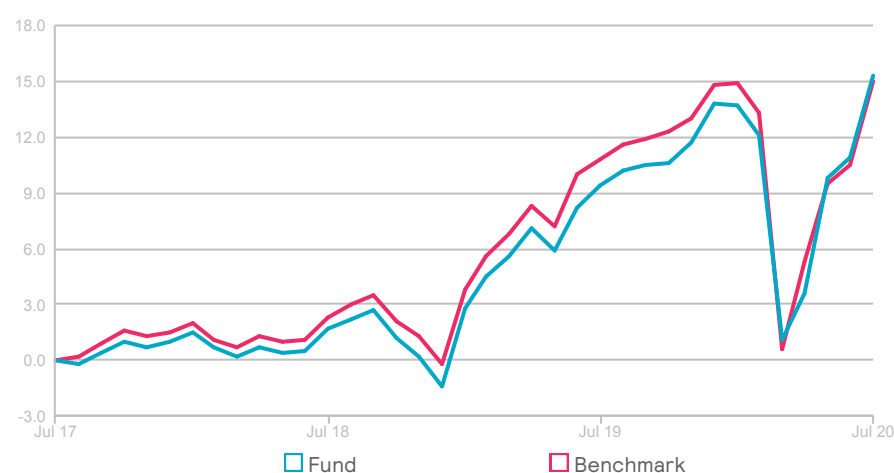
FUND OBJECTIVE

The investment objective of the Sub-Fund is to achieve attractive risk adjusted returns.

FUND STRATEGY

The Sub-Fund is actively managed and will seek to outperform the benchmark by 0.2% – 0.5%, gross of Mercer fee, but net of sub-investment manager fee and all other fees and expenses, p.a. over the medium to long term. This fund comprises a diversified portfolio of global corporate bonds. High yield corporate bonds are bonds with a credit rating below investment grade (Baa3 or BBB-), as judged by major rating agencies such as Moody's or S&P. Non-share class currency exposure is hedged back to the share class currency but in the case of active currency views implemented by the appointed sub-investment managers, these are not hedged away so as not to eliminate this potential source of return.

NET PERFORMANCE (%)



	1 month	3 month	YTD	1 year	3 year (p.a)	5 year (p.a)
Fund – Gross Performance	4.0	9.6	0.9	5.0	–	–
Fund – Net Performance	4.0	11.3	1.4	5.4	4.9	–
Benchmark	4.1	9.2	0.2	3.9	4.8	–

12 MONTH PERFORMANCE – TO LAST QUARTER (%)

	30/06/2016	30/06/2017	30/06/2018	30/06/2019	30/06/2020
Fund – Net Performance	–	–	–	7.6	2.5
Benchmark	–	–	–	8.8	0.4

FUND CODES AND CHARGES

Share Class Names	Share Class Currency	Ongoing Charges (%)	ISIN	Bloomberg Ticker	Inception Date
M-1 USD Hedged	USD	0.46	IE00BDCJPF54	MGHM1UH	11/07/2017
Z-2 USD Hedged	USD	0.26	IE00BZBVP013	MGHZ2UH	12/07/2016

Net performance is calculated by Morningstar for the IE00BDCJPF54 share class in USD, launched on 11-07-2017. Gross performance is calculated by Mercer in USD using unsprung returns, gross of Mercer fees, net of underlying manager fees and net of all other fees and expenses. As a result, when Mercer fees are taken into account, the gross performance will be negatively impacted. We are required to show past performance in complete 12 month periods, for your information other periods are also provided.

Past performance is not a reliable indicator of future results.

RISK REWARD INDICATOR

Lower Risk Potentially lower reward Higher Risk Potentially higher reward



The risk and reward indicator value is calculated using historical data and may not be a reliable indicator of the Sub-Fund's future risk profile. See Key Investor Information Document (KIID) for details.

PORTFOLIO MANAGER

The Fixed Income Portfolio Management Team works collaboratively with Mercer's worldwide network of investment experts to deliver robust portfolios. The Team is responsible for selecting, monitoring and blending highly rated managers in the global fixed income space. The Team has the ability to replace managers automatically to ensure that the mandate given to investment managers continues to reflect the best ideas of approximately 200 research specialists across 11 countries with an average 18 years' financial experience.

MANAGER ALLOCATION

Nomura 50% PGIM Inc. 50%



FUND INFORMATION

Share Class Currency
USD

Performance Benchmark
ICE BofAML BB-B Developed Markets High Yield Constrained Index (USD Hedged)

Base Currency
USD

Inception Date
11/07/2017

Fund Size
USD 3664.3 m

Available Currencies
AUD, CAD, CHF, EUR, GBP, HKD, JPY, NOK, NZD, SEK, SGD, USD

Price Frequency
Daily

Fund Domicile / Regulatory Status
Ireland, UCITS


RISK PROFILE

Characteristics	Portfolio	Index
OAS to Treasury (bp)	606.6	522.6
Yield To Maturity (%)	6.5	5.6
Current Yield (%)	5.9	5.4
Effective Duration	3.7	3.9
Modified Duration	4.6	4.7
Credit Spread Duration	3.8	4.0
Model Rating	BB / B	BB / B
Portfolio Risk (USD)	13.2	12.8
Benchmark Risk (USD)	12.8	-
Active Risk (USD)	1.4	12.8
Sharpe Ratio	0.42	0.39
Information Ratio	0.04	-

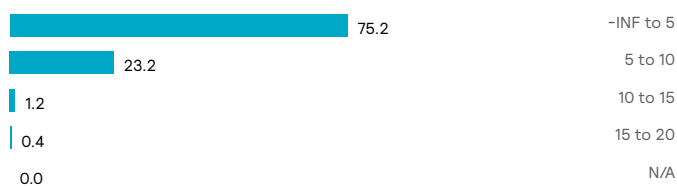
TOP 10 HOLDINGS

Holdings	%
CMO CLO floater	1.7%
NUMERICABLE GROUP SA 3.375% 20280115	0.8%
THYSSENKRUPP AG 1.375% 20220303	0.7%
ADRIA BIDCO BV 3.125% 20260215	0.6%
ARD FINANCE SA 5% 20270630	0.6%
TALKTALK TELECOM GROUP PLC 3.875% 20250220	0.6%
CSC HOLDINGS INC 10.875% 20251015	0.6%
CALPINE CORP 5.75% 20250115	0.6%
EMBARQ CORP 7.995% 20360601	0.5%
FINANCIAL & RISK US HOLDINGS INC 4.5% 20260515	0.5%

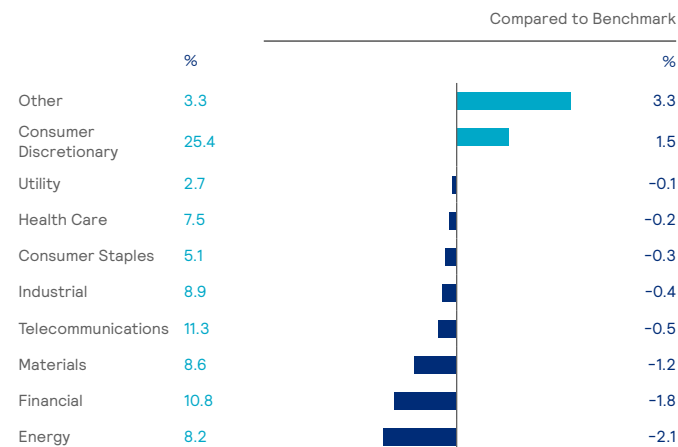
CREDIT RATING ALLOCATION %



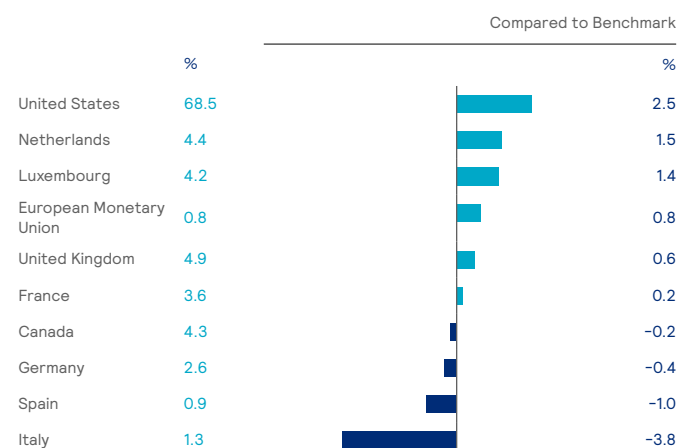
DURATION BREAKDOWN %



SECTOR ALLOCATION



GEOGRAPHICAL ALLOCATION



Fund characteristic data on page 2 is displayed in base currency and lagged by one month, before share class currency hedging is applied

IMPORTANT INFORMATION AND RISK FACTORS

© 2020 Mercer LLC. All rights reserved. References to Mercer shall be construed to include Mercer LLC and/or its associated companies. The document constitutes a marketing communication. This document is issued by Mercer Global Investments Europe Limited ("MGIE") which is regulated by the Central Bank of Ireland under the European Union (Markets in Financial Instruments) Regulations 2017, as an investment firm. Registered office: Charlotte House, Charlemont Street, Dublin 2, Ireland. Registered in Ireland No. 416688. Directors: Sylvia Cronin, Michael Dempsey, Tom Geraghty, Abhishek Krishan, Deborah Mintern, Bruce Rigby (British) and Vincent Sheridan. This document contains confidential and proprietary information of Mercer and is intended for the exclusive use of the parties to whom it was provided by Mercer. Its content may not be modified, sold or otherwise provided, in whole or in part, to any other person or entity, without Mercer's prior written permission. The document is for professional investors only. The findings, ratings and/or opinions expressed herein are the intellectual property of Mercer and are subject to change without notice. They are not intended to convey any guarantees as to the future performance of the investment products, asset classes or capital markets discussed. Mercer's ratings do not constitute individualized investment advice. Mercer Global High Yield Bond Fund is a sub fund of MGI Funds plc, an Irish domiciled UCITS umbrella fund authorised and regulated by the Central Bank of Ireland. All documentation related to the fund(s), including Prospectuses and Key Investor Information Documents, where relevant, and information on costs and charges, can be found on <https://investment-solutions.mercer.com/#generalfundinformation>. Funds are only available for sale in jurisdictions where they have been approved for distribution. Past performance may not be a reliable guide to future performance. Past experience nor the current situation are necessarily accurate guides to the future growth in value or rate of return. The value of your investments and any income from it may fall as well as rise and you may receive back less than the amount invested. There is also a currency risk involved in investing in assets which are in a foreign currency. Changes in exchange rates may have an adverse effect on the value price or income of the product. The levels and basis of, and relief from, taxation can change. Where the information refers to a particular tax treatment, such tax treatment depends on the individual circumstances of each client and may be subject to change in the future. Mercer does not give advice on tax related matters. Please consult your own tax adviser. For the most recent approved ratings of an investment strategy, and a fuller explanation of their meanings, contact your Mercer representative. Any forecasts made are not a reliable indicator of future performance. This material does not constitute advice or an offer or a solicitation of an offer to buy or sell securities, commodities and/or any other financial instruments or products or constitute a solicitation on behalf of any of the investment managers, their affiliates, products or strategies that Mercer may evaluate or recommend. No investment decision should be made based on this information without first obtaining appropriate professional advice and considering your circumstances. For MGIE's conflicts of interest and other corporate policies, please see <https://investment-solutions.mercer.com/global/all/en/investment-solutions-home/corporate-policies.html>. All data as at dates specified and source is Mercer unless otherwise stated. This document may contain information on other investment management firms. Such information may have been obtained from those investment management firms and other sources. Mercer research documents and opinions on investment products (including product ratings) are based on information that has been obtained from the investment management firms and other sources. Mercer makes no representations or warranties as to the accuracy of the information presented and takes no responsibility or liability (including for indirect, consequential or incidental damages), for any error, omission or inaccuracy in the data supplied by any third party.