

This is a marketing communication.  
Please refer to the prospectus/information document of the fund and to the KIID/KID (as applicable) before making any final investment decisions.

For professional investors only

August 31, 2022

Spain

Risk profile (SRR) <sup>1)</sup>

1	2	3	4	5	6	7
---	---	---	---	---	---	---

## Credit Suisse (Lux) China RMB Equity Fund

Class B USD

### Investment policy

The Fund invests primarily in the Chinese companies listed in China A-share market through the Shanghai – Hong Kong Stock Connect and Shenzhen – Hong Kong Stock Connect, as well as the Chinese companies listed in Hong Kong, the United States and other offshore markets. The Fund is actively managed and is diversified across sectors from bottom-up stock selection. The Fund has a focus on best-in-class market leaders and emerging disruptors with above-peers and improving ESG (environmental, social, governance) practices and those that benefit from structural growth trends.

### Fund facts

<b>Fund manager</b>	Lily Chang, Winnie So
<b>Fund manager since</b>	15.09.2017, 31.07.2020
<b>Location</b>	Hong Kong, Singapore
<b>Management company</b>	Credit Suisse Fund Management S.A.
<b>Fund domicile</b>	Luxembourg
<b>Fund currency</b>	CNH
<b>Close of financial year</b>	31. Dec
<b>Total net assets (in millions)</b>	1'204,53
<b>Inception date</b>	15.09.2017
<b>Management fee p.a. <sup>2)</sup></b>	1,40%
<b>Ongoing charge <sup>2)</sup></b>	1,53%
<b>Benchmark (BM)</b>	MSCI China A ESG Universal (NR) (03/21)
<b>Swinging single pricing (SSP) <sup>3)</sup></b>	Yes
<b>Unit class</b>	<b>Category B</b> (capital growth)
<b>Unit class currency</b>	USD
<b>ISIN number</b>	LU1571278610
<b>Bloomberg ticker</b>	CSCHIRBU LX
<b>Net Asset Value</b>	114,43
<b>Redemptions</b>	Daily

<sup>3)</sup> For more details, please refer to the relevant chapter "Net Asset Value" of the Fund's prospectus.

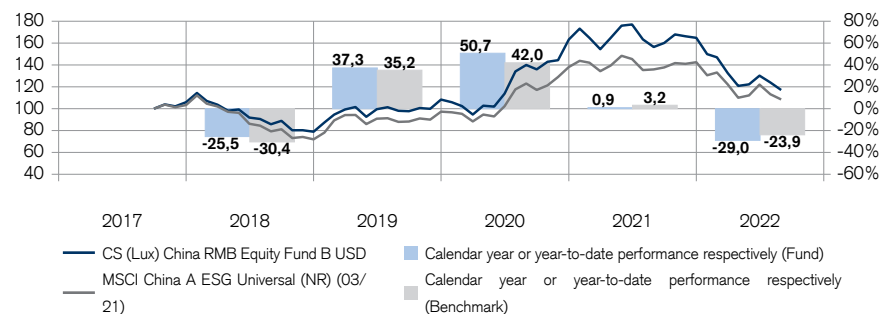
### Fund statistics

	1 year	3 years
Annualized volatility in %	19,51	22,79
Tracking Error (Ex post)	6,61	7,91
Beta	0,90	1,06



### Net performance in USD (rebased to 100) and yearly performance

Past performance does not predict future returns. Neither simulated nor historical performance is a reliable indicator for current or future performance.



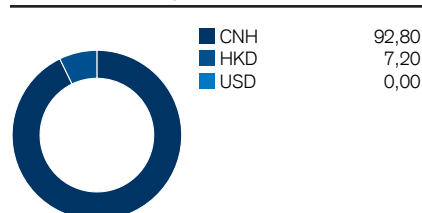
### Net performance in USD

	1 month	3 months	YTD	1 year	3 years	5 years
Fund	-5,56	-4,23	-28,95	-25,15	19,41	-
Benchmark	-4,21	-3,30	-23,90	-20,21	23,33	-

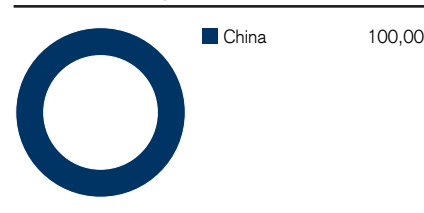
### Sectors in %

	Fund
Consumer Staples	17,20
Financials	16,90
Industrials	13,30
Information Technology	13,30
Consumer Discretionary	11,20
Health Care	9,80
Materials	9,00
Utilities	2,90
Cash/Cash Equivalents	3,00
Others	3,40

### Currencies in %



### Countries in %



### Significant Transactions

Purchases	Sales
Muyuan Foods	Goertek
Kweichow Moutai	Will Semiconductor
Chongqing Fuling Zhacai	Anhui Yingjia Distillery

### Top 10 holdings in %

Kweichow Moutai Co. Ltd.	7,50
Contemporary Amperex Technology	6,30
East Money Information Ltd	4,10
BYD Company Ltd	4,10
Yunnan Energy New Materials Ltd A	3,90
Luzhou Lao Jiao Ltd	3,50
Wuxi Apptec	3,20
China Merchants Bank	3,20
Shenzhen Mindray Bio-Medical Electronics	3,10
Nari Technology	2,90
<b>Total</b>	<b>41,80</b>

ESG Integration (ESG aware): This product undertakes investments that explicitly assess and integrate the sustainability characteristics of companies in the investment process.

<sup>1)</sup> The fund's risk and reward profile shows the variations in value an investment in this fund would have undergone over the past five years, whereby simulated performance data is used in the case of missing history. The fund's risk rating may change in the future. Please note, higher possible gains generally also mean higher possible losses. The lowest risk category does not mean that the fund is risk free.

<sup>2)</sup> If the currency of a financial product and/or its costs is different from your reference currency, the return and cost may increase or decrease as a result of currency fluctuations.

Asset Allocation presented on this page may change over time.

# Credit Suisse (Lux) China RMB Equity Fund

## Class B USD

ESG stands for environmental (E), social (S), and governance (G). For further information about the ESG investment criteria and the sustainability-related aspects of the fund please consider the legal and regulatory documents of the fund (such as, e.g., the prospectus) and visit [credit-suisse.com/esg](https://www.credit-suisse.com/esg). In addition to sustainability-related aspects, the decision to invest in the fund should take into account all objectives and characteristics of the fund as described in its prospectus, or in the information which is to be disclosed to investors in accordance with applicable regulations.

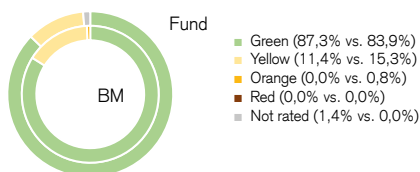
### ESG Rating vs Benchmark <sup>4)</sup>

	ESG	E	S	G
Fund	BB	BBB	BB	BBB
BM	BB	BBB	BB	BB

### ESG Breakdown <sup>7)</sup>

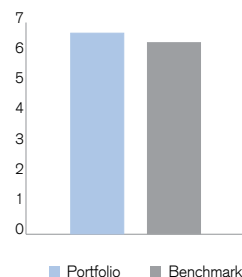
	Score
<b>Overall Score</b>	<b>3,4</b>
<b>Environment</b>	<b>4,6</b>
Climate Change	4,7
Env. Opportunities	6,2
Natural Capital	3,4
Pollution & Waste	3,6
<b>Social</b>	<b>3,9</b>
Human Capital	3,8
Product Liability	3,8
Social Opportunities	4,8
Stakeholder Opposition	4,0
<b>Governance</b>	<b>4,5</b>

### ESG Controversies Flag <sup>8)</sup>



### Low Carbon Transition Score <sup>10)</sup>

Portfolio: **6,7** / Benchmark: **6,3**



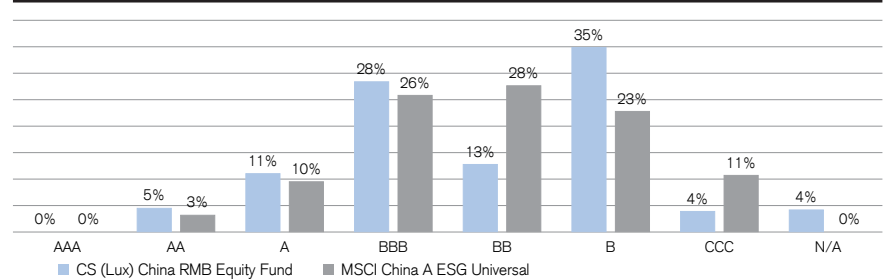
### Portfolio Summary <sup>5)</sup>

This fund promotes environmental, social and governance (ESG) characteristics (within the meaning of Art. 8 of Regulation (EU) 2019/2088). It applies the CSAM Sustainable Investing Policy ([www.credit-suisse.com/esg](https://www.credit-suisse.com/esg)) to combine the most material ESG factors with traditional financial analysis to make an ESG adjusted risk-return assessment, which serves as the basis for the portfolio construction.

### Applied ESG Characteristics <sup>6)</sup>

- ☒ ESG Benchmark    ☒ ESG Integration    ☐ Engagement  
☒ Exclusion Criteria    ☒ Proxy Voting

### ESG Rating in Percent vs Benchmark <sup>9)</sup>



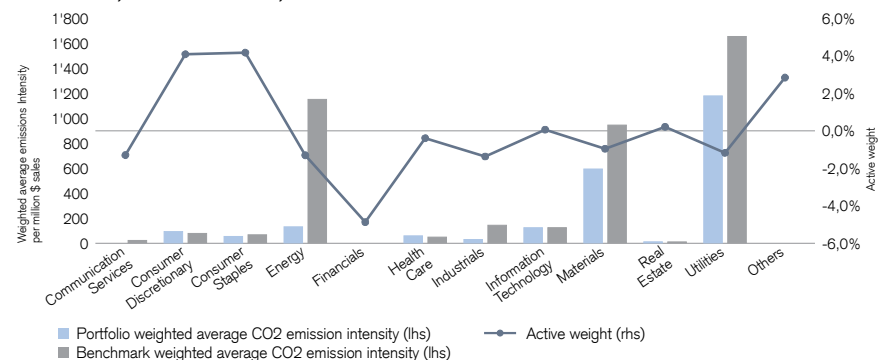
### Top 10 Holdings

Holding Name	Weight	ESG Rating	Cont.Flag	E	S	G
Kweichow Moutai	7,5%	B				
Contemporary Amper	6,3%	BBB				
East Money Informa	4,1%	B				
Byd Company Ltd	4,1%	A				
Yunnan Energy New	3,9%	BBB				
Luzhou Laojiao Co Ltd	3,5%	B				
Wuxi Aptec Co Ltd	3,2%	AA				
China Merchants Bk	3,2%	A				
Shenzhen Mindray B	3,1%	BBB				
Nari Technology Co	2,9%	B				

### Carbon Emission Intensity <sup>11)</sup>

Tons CO<sub>2</sub>-equivalent emissions per \$m revenues

Portfolio: **143,6** / Benchmark: **249,1**



### Legend

4) ESG Rating which is provided by MSCI ESG, is measured on a scale from AAA (highest rating) to CCC (lowest rating). The rating is based on the underlying company's exposure to industry specific sustainability risks and their ability to mitigate those risks relative to their peers. The overall portfolio rating is calculated on an industry relative basis while the underlying individual E, S and G ratings are absolute. Hence, the overall rating cannot be seen as an average of the individual E, S and G ratings.

5) For more information on the applied norms-based exclusions please refer to: [www.svk-asir.ch](https://www.svk-asir.ch) © In the absence of suitable and/or liquid equity index futures on ESG indices, the Sub-Fund / Fund may use equity index futures, which refer to traditional indices (non-ESG) in order to reduce various risks, for efficient portfolio management and as a way to gain or reduce market exposure.

6) For further information on the methodology applied to assess the ESG characteristics of the investments, please refer to [www.msci.com/our-solutions/esg-investing/](https://www.msci.com/our-solutions/esg-investing/)

7) The Overall ESG Quality Score does not correspond directly to the presented underlying Environment, Social and Governance Pillar scores. The Pillar scores are derived on an absolute basis, while the Overall ESG Quality Score is adjusted to reflect the industry-specific level of sustainability risk exposure. Since Pillar scores are absolute, and Overall scores are relative, the first cannot be averaged to derive the latter. ESG Themes represent a break-down of individual E, S and G scores. All scores and its' components are rated on a scale of 0-10 (provided by MSCI), where 0 is very poor and 10 is very good.

8) ESG Controversies Flag is designed to provide timely and consistent assessments of ESG controversies involving publicly traded companies and fixed income issuers. A controversy case is typically a one-off event such as an environmental oil spill, an accident, or allegations such as safety issues in a production facility. The colour indicator, which spans from red to green, indicates the most severe involvement (red) to the least involved (green) in any controversies. The grey colour indicates where data is unavailable.

9) ESG Ratings represents the ESG Rating breakdown in percentage in an absolute view or relative to a benchmark.

10) Low Carbon Transition Score is based on a multi-dimensional risks and opportunities assessment and considers both predominant and secondary risks a company faces. The scale ranges from 0-10 (with 10 representing a potential leader) and is industry agnostic and represents an absolute assessment of a company's position vis-à-vis the transition. On a portfolio level, individual scores are aggregated and compared to the benchmark (if existent).

11) Carbon Intensities compares the weighted average emissions intensity per million \$ sales (broken down by GICS sector) between the portfolio and the benchmark. It also displays active GICS sector weights.

## Potential risks

The Fund's risk and reward profile does not reflect the risk inherent in future circumstances that differ from what the Fund has experienced in the recent past. This includes the following events which are rare but can have a large impact.

- Credit risk: Issuers of assets held by the Fund may not pay income or repay capital when due. Part of the Fund's investments may have considerable credit risk.
- Liquidity risk: Assets cannot necessarily be sold at limited cost in an adequately short timeframe. The Fund's investments may be prone to limited liquidity. The Fund will endeavor to mitigate this risk by various measures.
- Counterparty risk: Bankruptcy or insolvency of the Fund's derivative counterparties may lead to payment or delivery default.
- Operational risk: Deficient processes, technical failures or catastrophic events may cause losses.
- Political and Legal risks: Investments are exposed to changes of rules and standards applied by a specific country. This includes restrictions on currency convertibility, the imposing of taxes or controls on transactions, the limitations of property rights or other legal risks. Investments in less developed financial markets may expose the Fund to increased operational, legal and political risk.
- Sustainability risks: Sustainability risks are environmental, social or governance events or conditions can have a material negative effect on the return, depending on the relevant sector, industry and company exposure.

The investment promoted in this marketing material concerns the acquisition of units or shares in a fund and not of any underlying assets. The underlying assets are owned by the fund only.

**The full offering documentations including complete information on risks may be obtained free of charge from a Credit Suisse representative or where available via FundSearch ([credit-suisse.com/fundsearch](https://credit-suisse.com/fundsearch)).**

Data sources as of August 31, 2022: Credit Suisse, otherwise specified.

## Important Information

This material constitutes marketing material of Credit Suisse Group AG and/or its affiliates (hereafter "CS").

This material does not constitute or form part of an offer or invitation to issue or sell, or of a solicitation of an offer to subscribe or buy, any securities or other financial instruments, or enter into any other financial transaction, nor does it constitute an inducement or incitement to participate in any product, offering or investment.

This marketing material is not a contractually binding document or an information document required by any legislative provision.

Nothing in this material constitutes investment research or investment advice and may not be relied upon. It is not tailored to your individual circumstances, or otherwise constitutes a personal recommendation, and is not sufficient to take an investment decision.

The information and views expressed herein are those of CS at the time of writing and are subject to change at any time without notice. They are derived from sources believed to be reliable.

CS provides no guarantee with regard to the content and completeness of the information and where legally possible does not accept any liability for losses that might arise from making use of the information. If nothing is indicated to the contrary, all figures are unaudited. The information provided herein is for the exclusive use of the recipient.

The information provided in this material may change after the date of this material without notice and CS has no obligation to update the information.

This material may contain information that is licensed and/or protected under intellectual property rights of the licensors and property right holders. Nothing in this material shall be construed to impose any liability on the licensors or property right holders. Unauthorised copying of the information of the licensors or property right holders is strictly prohibited.

The full offering documentation including, the prospectus or offering memorandum, the Key Investor Information Document (KIID), the Key Information Document (KID), the fund rules, as well as the annual and bi-annual reports ("Full offering documentation"), as the case may be, may be obtained free of charge in one of the languages listed below from the legal entity/entities indicated below and where available via FundSearch ([credit-suisse.com/fundsearch](https://credit-suisse.com/fundsearch)).

Information on your local distributors, representatives, information agent, paying agent, if any, and your local contacts in respect of the investment product(s) can be found below.

The only legally binding terms of any investment product described in this material, including risk considerations, objectives, charges and expenses are set forth in the prospectus, offering memorandum, subscription documents, fund contract and/or any other fund governing documents.

For a full description of the features of the products mentioned in this material as well as a full description of the opportunities, risks, and costs associated with the respective products, please refer to the relevant underlying securities prospectuses, sales prospectuses, or other additional product documents, which we will be pleased to provide to you at any time upon request.

The investment promoted in this marketing material concerns the acquisition of units or shares in a fund and not of any underlying assets. The underlying assets are owned by the fund only.

This material may not be forwarded or distributed to any other person and may not be reproduced. Any forwarding, distribution or reproduction is unauthorized and may result in a violation of the U.S. Securities Act of 1933, as amended (the "Securities Act"). The securities referred to herein have not been, and will not be, registered under the Securities Act, or the securities laws of any states of the United States and, subject to certain exceptions, the securities may not be offered, pledged, sold or otherwise transferred within the United States or to, or for the benefit or account of, U.S. persons.

In addition, there may be conflicts of interest with regard to the investment.

In connection with the provision of services, Credit Suisse AG and/or its affiliates may pay third parties or receive from third parties, as part of their fee or otherwise, a one-time or recurring fee (e.g., issuing commissions, placement commissions or trailer fees).

Prospective investors should independently and carefully assess (with their tax, legal and financial advisers) the specific risks described in available materials, and applicable legal, regulatory, credit, tax and accounting consequences prior to making any investment decision.

The alternative investment fund manager or the (UCITS) management company, as applicable, may decide to terminate local arrangements for the marketing of the shares/units of a fund, including terminating registrations or notifications with the local supervisory authority. A summary of investor rights for investing into European Economic Area domiciled investment funds managed or sponsored by Credit Suisse Asset Management can be obtained in English via [www.credit-suisse.com/am/regulatory-information](https://www.credit-suisse.com/am/regulatory-information), local laws relating to investor rights may apply.

Copyright © 2022 Credit Suisse Group AG and/or its affiliates. All rights reserved.

**Spain : Distributor - if this material is distributed by:** Credit Suisse AG, Sucursal en España\*, Calle Ayala 42, 28001 Madrid, España

**Regulator / Supervisor legal entity:** Comisión Nacional del Mercado de Valores ("CNMV"), Edison, 4, 28006 Madrid, Spain, Tel: 34 91 585 15 00, Website:

<https://www.cnmv.es/>

\*Legal entity, from which the full offering documentation, the key investor information document (KIID), the fund rules, as well as the annual and bi-annual reports, if any, may be obtained free of charge.