

SUMMARY RISK INDICATOR



The risk indicator assumes you keep the product for 3 years in accordance with the recommended holding period.

INVESTMENT OBJECTIVE

Tikehau SubFin Fund invests in the entire European market of subordinated financials, and its investment strategy consists of actively and discretely managing a diversified portfolio composed mainly of subordinate debt instruments: Legacy Tier 1, Tier 2, Additional Tier 1/CoCo, etc.

KEY FIGURES – 03/28/2024

NAV : € 125.51
AuM : € 393m
Yield to maturity : 7.1%
Yield to worst¹ : 6.9%
Volatility (last 12 month rolling) : 4.1%
12 month rolling volatility computed from daily data

MAIN CHARACTERISTICS OF THE FUND

ISIN Code : LU1585264846
Bloomberg Ticker : TIKSFSE LX Equity
Fund's inception : 07/02/2011
Portfolio Manager(s) : Thibault Douard, Benjamin Pesquier
Legal form : Sicav Luxembourg
Morningstar's classification : EUR Subordinated Bond
Reference currency : EUR
Allocation of results : Accumulation
Custodian : CACEIS Bank Luxembourg

MAIN ADMINISTRATIVE FEATURES

Entry / Exit fees : Please refer to the Sub-Fund's prospectus and KID to obtain all the information regarding the terms and operation of the Sub-Fund.
Management fees : 0.60%
Performance fees : There is no performance fee for this product.
Minimum of subscription : € 10,000,000.00
Liquidity : Daily
Subscription/Redemption : Daily before 12:00 pm (LUX)
NAV : Unknown
Payment delivery : D+2

PROSPECTUS BENCHMARK

Annualized performance greater than ICE BofAML 3-5 Year Euro Government Index + 150 basis points, gross of management fees, over a minimum investment period of 3 years. The Sub-Fund is actively managed and refers to a benchmark indicator exclusively as an ex-post performance indicator and, where relevant, for the purpose of calculating the performance fee.

PERFORMANCES

Past performance does not predict future results, displayed net of management fees in the Sub-Fund's reference currency (according to the currency of the State of residence of the investors, the returns may increase or decrease as a result of currency fluctuations). The achievement of the investment objective is not guaranteed.

RISKS

The main risks of the Sub-Fund are the risk of capital loss, counterparty risk, liquidity risk, sustainability risk and credit risk (the Sub-Fund can invest 100% of its assets in bonds with low credit quality, it therefore carries a very high credit risk). For a full and detailed description of all risks, please refer to the Sub-Fund's prospectus available on the Company's website. The materialisation of one of these risks could lead to a drop in the Sub-Fund's net asset value.

Please refer to the Sub-fund's prospectus to obtain all the information regarding the terms and operation of the Sub-fund.

¹ Source: TIM, calculated from estimated repayment dates to date.

Please refer to the fund's prospectus and KID, and if necessary, contact your usual advisor before making any final investment decision.

NEWSLETTER MARCH 2024

TIKEHAU SUBFIN FUND – S-ACC-EUR

MARKET OUTLOOK

Macro/Political outlook. March monetary policy meetings took place without any major surprises. In Europe, the ECB is leaving its key rates unchanged, but is revising its inflation forecasts downwards thanks to the lessened impact of energy prices. However, the Bank feels that it does not have sufficient data for an initial rate cut, particularly as it is concerned about the wage/price loop, stating that June will no doubt be more favourable. On the other side of the Atlantic, the Fed is also leaving rates unchanged, despite the upbeat tone of Jerome Powell, who believes that the recent slight upturn in inflation numbers is only temporary, confirming the projection of three rate cuts in 2024. In the end it was left to the Swiss National Bank to surprise us, cutting rates by 25bps, while the BoJ went against the trend with its first rate hike since 2016.

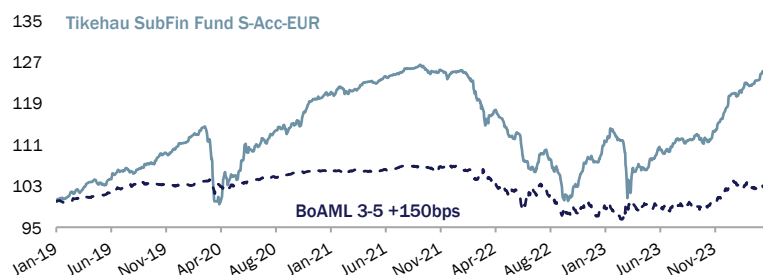
Market performance. The markets continued on an upward trajectory in March, with the S&P 500 reaching a new record, up 2.4% over the month (in USD) and, on 28/03/2024, up 10.6% since the start of the year, the Eurostoxx 50 up 4.0% over the month (in EUR) and the Nikkei up 1.3% (in JPY). The credit market is stabilising somewhat, with the German 10-year closing at 2.32% (down 9bps in March) and the US 10-year closing at 4.22% (down 3bps). Credit markets are benefiting from this favourable environment: the European IG index (ER00) rose by 1.11% in March, the High Yield European Index (HECO) by 0.39% (underperformance due to certain idiosyncratic situations such as Altice/SFR), the Tier 2 EBSL index by 1.36% and the CoCo index by 2.05% (in USD).

Other news. Publication of 2023 results are coming to an end, with Greek banks confirming their rebound and Irish banks confirming their solidity. It should be noted that the ECB has authorised a dividend payment from Greek banks for the first time since 2008, and from Monte dei Paschi for the first time since 2012, a clear illustration that the sector as a whole is returning to normal. Consolidations are once again in the air, with Nationwide taking over Virgin Money's UK operations and Ageas offering to buy Direct Line.

Primary market and fund. The primary market was active in March, with almost €8bn of subordinated debt issued, including AT1 issues from Société Générale (8.5% coupon) and Fineco (7.5%), Tier 2 issues from Sondrio, KBC, Sabadell, HSBC and National Bank of Greece, among others. Finally, ASR and NN Group are following AXA's lead, issuing RT1s (with coupons of 6.625% and 6.375% respectively). We continue to be highly selective, having only participated in the Tier 1 issue of Portuguese bank Montepio this month. The fund's main aggregates remain stable, with AT1s/RT1s making up between 60 and 65% of the fund, an embedded yield to worst of around 7%, for an average BB+ rating and a duration of 2.5 years.

Source: Bloomberg, Tikehau IM, data at 28/03/2024.

NET ASSET VALUE EVOLUTION



PERFORMANCES

Past performance does not predict future returns

ANNUAL PERFORMANCES	2023	2022	2021	2020
Tikehau SubFin Fund S-Acc-EUR	+12.4%	-14.2%	+4.2%	+8.1%
BoAML 3-5 +150bps	+6.7%	-8.6%	+0.3%	+2.8%

ROLLING PERFORMANCE	1 month	3 months	6 months	YTD	1 year	18 months	3 years	5 years	Inception
	+1.7%	+3.8%	+11.9%	+3.8%	+19.8%	+24.5%	+3.3%	+23.0%	+25.5%

Source : Tikehau Investment Management, data as of 03/28/2024.

RISK INDICATORS & ACTUARIAL DATA

Number of issuers : **84**
Currency Risk : **hedged**
Modified duration¹ : **2.5**
Spread Duration^{1 & 2} : **2.8**
Average coupon³ : **6.9%**
Average rating⁴ : **BB+**

¹ Source: TIM, calculated from estimated repayment dates to date.

² Indicator measuring the impact of the issuers' spreads variation on performance

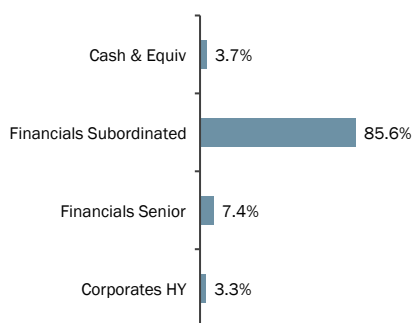
³ Figure calculated on the portfolio, ex-cash

⁴ Figure calculated on the portfolio, cash included

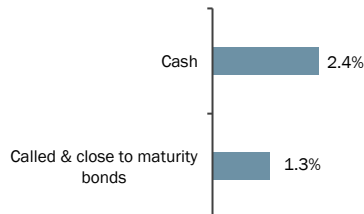
TOP 10 ISSUERS

BARCLAYS	4.5%
COMMERZBANK AG	2.9%
BANCO COMERCIAL PORTUGUES	2.8%
CAIXABANK	2.8%
BNP PARIBAS	2.7%
INTESA SANPAOLO	2.6%
DEUTSCHE BANK	2.6%
AIB GROUP	2.3%
ABANCA	2.1%
BANCO DE CREDITO SOCIAL	2.1%


BREAKDOWN BY ISSUERS TYPE



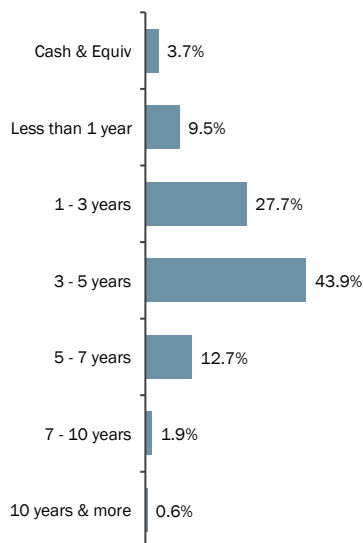
BREAKDOWN CASH & SHORT TERM INVESTMENTS




BREAKDOWN BY RATINGS - ISSUANCES



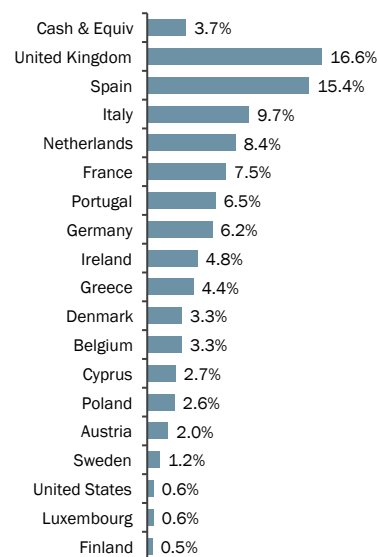
BREAKDOWN BY MATURITIES



BREAKDOWN BY INSTRUMENT TYPE



BREAKDOWN BY COUNTRY



WARNING The information contained in this document is confidential and is not contractually binding nor certified by auditors. The contents of this document are for informational purposes only and relates to undertakings for collective investments (UCI) managed by Tikehau Investment Management (TIM) and do not constitute investment advice. Past performance is not a reliable indicator of future performance. Investors may lose some or all of their capital, as the capital in the UCI is not guaranteed. TIM may not be held liable for any investment decision based on this document. Access to the products and services presented herein may be restricted for some individuals or countries. Taxation depends on the situation of the individual. The risks, fees and recommended investment period for the UCI presented are detailed in the KID and prospectuses available on Tikehau Investment Management's website. The KID must be made available to the subscriber prior to purchase. The main risks factors of the Fund are: risk of capital loss, liquidity risk, equity risk, risk of investing in speculative high-yield securities, interest rate risk, risk of engaging in forward financial instruments, counterparty risk, currency risk. The KID, the prospectus, as well as the latest annual and semi-annual reports, are available on the management company's website (<http://www.tikehauim.com>) and also free of charge in the local facilities as set out in the documentation of the UCI.

TIKEHAU INVESTMENT MANAGEMENT
32, rue Monceau 75008 PARIS
Tél. : +33 1 53 59 05 00 - Fax : +33 1 53 59 05 20

RSC Paris 491 909 446
Numéro d'agrément AMF : GP07000006