

AXA IM WAVE Cat Bonds Fund I (H) q EUR

Past performance is not a reliable indicator of future results.

Key Figures (EUR)*

Fund Cumulative Performance (%)					Current NAV
YTD	1Y	3Y	10Y	Launch	Inc.
+1.10	+13.82	+15.70	-	+16.48	819.16

Fund Annualized Performance (%)				Assets Under Management (M)
3 Y.	5 Y.	10 Y.	Launch	USD
+4.97	+3.45	-	+2.38	195.69

Dividend Record

	Record Date	Ex-Date	Dividend per Share	12 month Yield (%)
Jan 2023	05/01/2023	06/01/2023	16.08	6.27
Apr 2023	10/04/2023	11/04/2023	16.14	6.97
Jul 2023	06/07/2023	07/07/2023	17.62	7.74
Oct 2023	05/10/2023	06/10/2023	19.97	8.56
Jan 2024	04/01/2024	05/01/2024	22.51	9.40

12 Month Yield = (Sum of Dividends) / (Ending NAV). The 12 Month yield is calculated based on the sum of the distributions over the previous 12 months and the latest NAV. The 12 month yield may be higher or lower than the actual annual dividend yield. A positive distribution yield does not imply positive return. Dividends are not guaranteed. Past dividends are not indicative of future dividends.

Investors should not make any investment decision solely based on information contained in the table above. You should read the relevant offering document (including the key facts statement) of the fund for further details including the risk factors.

Performance & Risk

Performance Evolution (EUR)



Data is rebased to 100 by AXA IM on the graph start date.

Performance calculations are net of fees, based on the reinvestment of dividends. The benchmark, when there is one could be calculated on the basis of net or gross dividend. Please refer to the prospectus for more information.

Benchmark

The fund doesn't have a benchmark.

The Fund is actively managed without reference to any benchmark.

Fund Manager

François DIVET

Ting FENG - Co-Manager

* 1st NAV date: 04/08/2017

Performance & Risk (Continued)

Risk Analysis

	1Y	3Y	5Y	Launch
Portfolio Volatility* (%)	0.84	3.25	3.13	3.07
Sharpe Ratio	13.15	1.46	1.23	0.97

All definitions of risks indicators are available in the section 'Glossary' below

Rolling Performance (%)

	1M	3M	6M	YTD	3Y	5Y	31/01/23 31/01/24	31/01/22 31/01/23	31/01/21 31/01/22	31/01/20 31/01/21	31/01/19 31/01/20	Launch
Portfolio*	1.10	2.23	5.98	1.10	15.70	18.50	13.82	-2.15	3.89	1.94	0.47	16.48

Annual Calendar Performance (%)

	2023	2022	2021	2020	2019	2018	2017	2016	2015	2014
Portfolio*	13.84	-3.08	3.99	2.26	0.57	-0.55	-	-	-	-

Monthly Performance (%)

	Jan	Feb	Mar	Apr	May	Jun	Jul	Aug	Sep	Oct	Nov	Dec	YTD
2017 ***	-	-	-	-	-	-	-	0.05	-2.73	0.73	0.08	0.08	-1.83
2018	0.22	-0.02	0.09	0.19	0.14	0.01	0.08	-0.13	0.25	-0.02	-0.75	-0.60	-0.55
2019	0.68	-0.12	-0.78	-0.59	-1.39	0.63	0.49	-0.31	1.86	0.50	-0.25	-0.12	0.57
2020	0.58	-0.71	-2.13	0.44	0.31	0.76	0.55	0.74	1.23	-0.06	0.20	0.38	2.26
2021	0.26	-0.07	0.57	-0.11	0.36	0.30	0.43	0.43	0.62	0.56	0.48	0.10	3.99
2022	0.16	0.09	-0.14	0.01	-0.24	-0.54	0.03	0.86	-4.12	0.22	-0.04	0.69	-3.08
2023	1.12	1.11	1.26	1.10	1.34	1.49	0.88	1.31	1.02	1.29	0.66	0.47	13.84
2024	1.10	-	-	-	-	-	-	-	-	-	-	-	1.10

***The calculation period of the annual performance for 2017 starts from 04/08/2017, inception date of the share class to 31/12/2017.

Past performance is not a reliable indicator of future results. Performance calculations are net of fees, based on the reinvestment of dividends. The benchmark, when there is one could be calculated on the basis of net or gross dividend. Please refer to the prospectus for more information.

* 1st NAV date: 04/08/2017

Source(s): AXA Investment Managers as at 31/01/2024
For more information about AXA IM, visit axa-im.com

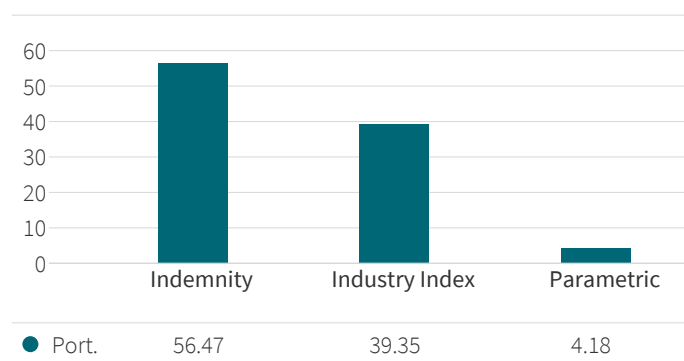
Portfolio Analysis

Event Breakdown (% of NAV)

Event	Portfolio
U.S. Southeast, Gulf of Mexico, Caribbean Hurricane	47.15
California Earthquake	45.51
U.S. Northeast Hurricane	42.64
Other U.S. Earthquake	42.45
New Madrid Earthquake	39.14
Other U.S. Hurricane	38.24
Canada Earthquake	23.22
Caribbean Earthquake	20.61
Any Other perils	20.01
Other U.S. Wind	12.92
Europe Windstorm	8.16
US Wildfire	7.94
Japan Earthquake	5.84
Mexico Earthquake	2.77
Any Second Event	2.24
Japan Typhoon	0.87
Western Mediterranean EQ	0.39
Any Other Non-Nat Cat	0.38
Pacific Mexico Hurricane	0.07

The sum of all the percentage may not be equal to 100% as the fund may hold assets accounting for more than one event defined above. For example, an asset which covers both an Europe windstorm and a Japan typhoon will enter into both events definition. However, for avoidance of any doubt, the fund is only exposed to the size of its invested amount on such asset.

Trigger Type Breakdown (% of ILS Assets)



Term to Maturity Breakdown (% of NAV)

Term	Portfolio
0 - 1 Year	40.26
1 - 2 Years	19.28
2 - 3 Years	33.30
3 - 4 Years	5.36
4 - 5 Years	1.81
> 5 Years	0.00
Total	100.00

Portfolio Analysis (Continued)

Key Information (At 31/01/2024)

	Portfolio
Number of Holdings	129
Cash (%)	18.44
Gross Average Purchase Discount Margin (%)	6.49
Weighted Average Maturity	1.54
AXA/XL deals (% of NAV)	2.93

Gross average is calculated on purchased assets, excluding cash.

Other Information (%)

	With Cash
Annual Expected Loss	2.14
Annual VaR 90%	4.59
Annual VaR 95%	-2.94
Annual VaR 99%	-25.93

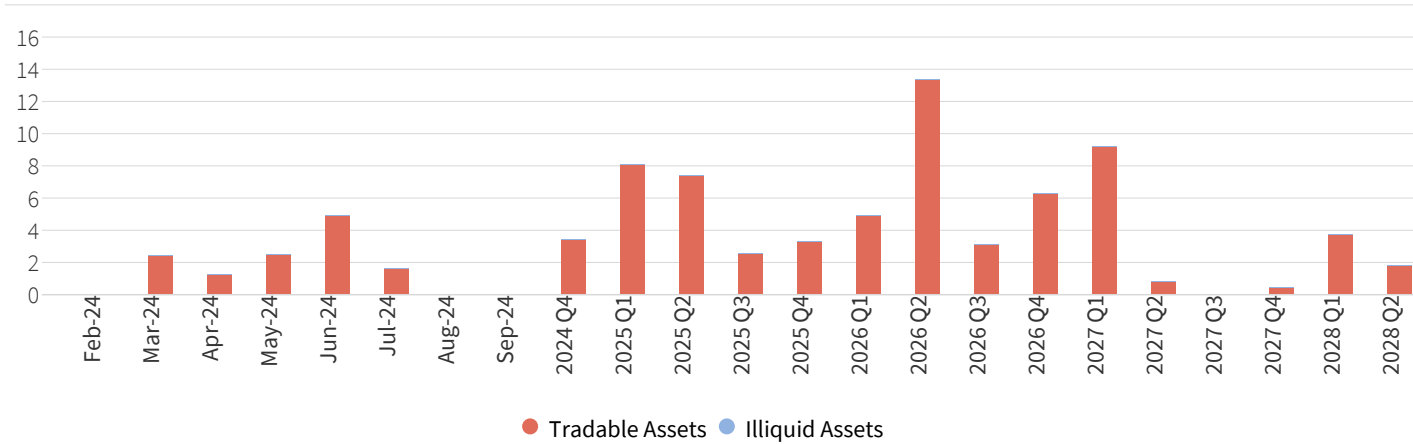
VaR includes coupon.

Expected Loss on Invested Assets Breakdown (%)

Event	Portfolio
North America Hurricane	57.38
North America Earthquake	28.59
Europe Windstorm	7.72
Asia Earthquake	2.57
Caribbean Hurricane	0.73
North America Tornado	0.67
North America Wildfire	0.48
Asia Typhoon	0.48
Central America Earthquake	0.35
Europe Earthquake	0.28
Europe Hail	0.22
Central America Hurricane	0.16
Europe Tornado	0.14
South America Earthquake	0.13
North America Winter Storm	0.07
Asia Flood	0.01
North America Flood	0.01
Caribbean Earthquake	0.01

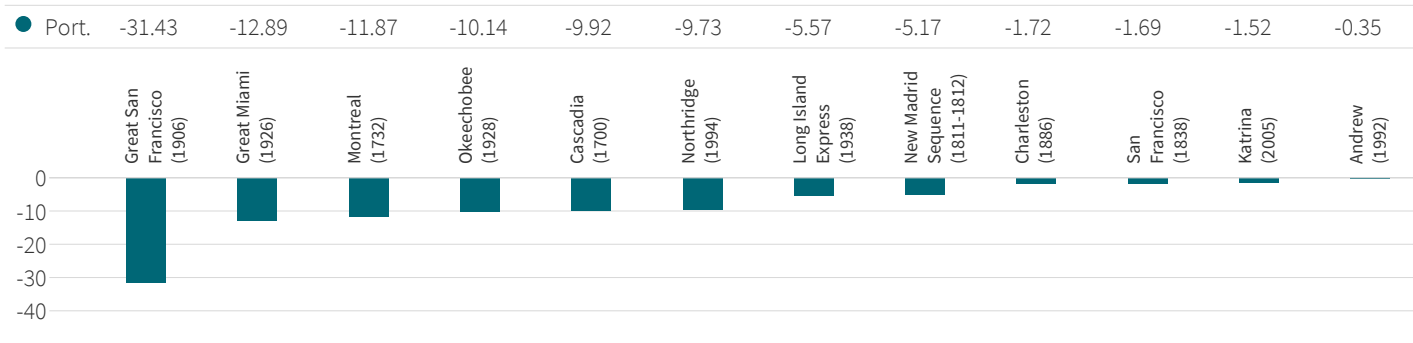
Portfolio Analysis (Continued)

Expected Maturity Date Breakdown (% Of NAV)



Impact of Major Historical Events

Estimated Fund Loss (% of NAV)



Estimated Insurance Market Losses as of Today

Event	Description	Losses
New Madrid Sequence (1811-1812)	US earthquakes, 1811-1812, magnitude 8.1 and below	USD 210Bn
Great San Francisco (1906)	California earthquake, 1906, magnitude 7.9	USD 90Bn
Great Kanto (1923)	Japan earthquake, 1923, magnitude 7.9	USD 120Bn
Great Miami (1926)	US hurricane, 1926, category 4	USD 160Bn
Vera (1959)	Japan typhoon, 1959, category 5	USD 20Bn
Daria (1990)	Europe windstorm, 1990	EUR 15Bn
Andrew (1992)	US hurricane, 1992, category 5	USD 75Bn
Northridge (1994)	California earthquake, 1994, magnitude 6.7	USD 30Bn
Kobe (1995)	Japan earthquake, 1995, magnitude 6.8	USD 10Bn
Lothar (1999)	Europe windstorm, 1999	EUR 15Bn
Katrina (2005)	US hurricane, 2005, category 5	USD 75Bn

Fund Manager's Comment

ILS Markets:

The cat bond primary market started very early in 2024 and even has not paused during the Christmas break as deals were still marketed during the period. So, January 2024 was rather active for the first month of the year with five layers issued with four different repeat or new sponsors and a total size of nearly USD 1 billion. The first repeat sponsor issued a cat bond covering earthquake in North America (US and Canada) and some Caribbean Islands and hurricane in the US and some Caribbean Islands. The trigger is a market index covering the perils on an annual aggregate basis and the size of the deal was USD 100 million. The first new sponsor issued a cat bond covering hurricane in Texas on a per occurrence indemnity basis. The total size of the deal was USD 255 million. The second repeat sponsor issued one cat bond covering many perils (hurricane, earthquake, convective storm, winter storm, wildfire...) on a per occurrence (cascading) indemnity basis for a total size of USD 400 million. The third repeat sponsor is a usual suspect coming every year in January to issue two layers exposed to health costs deviation in the US. The total size placed was USD 200 million.

The secondary cat bond market was rather quiet in January with less trades than in the previous months. This lower activity is probably linked to the limited primary activity and the high level of cat bonds redeeming in January. As most ILS managers have some cash at the moment there is no need to sell assets knowing that opportunities are limited in the primary market. Around 40 names traded in January in the secondary market with some of them trading several times. Nearly all the trades were for cat bonds exposed to some US perils (hurricane and earthquake) with at least one trade for a Japan typhoon exposed deal.

The Industry Loss Warranty (ILW) market has been rather quiet in January even if we saw some opportunities for US hurricane or Europe windstorm deals. We saw some interest from ceding companies to hedge earthquake in Türkiye either on a market loss basis or on a parametric basis (like in December) as the reinsurance market was hard in this country following a series of earthquakes in the region last year.

The traditional reinsurance market was rather idle after the January 1st renewal. The market should start to be more active in February with the April 1st renewal as a target especially in Japan.

Events:

The COVID-19 pandemic is largely contained even if it continued to spread timidly all around the world during the month. As of end of January, the number of confirmed cases is slightly higher than 774 million and the death toll is slightly more than 7 million (source: WHO).

January was relatively quiet in terms of natural catastrophes with some convective storms and winter storms in the US (insured losses will be higher than USD 1 billion for several events) and cyclone Belal which made landfall in La Réunion.

On the first day of the year, the Noto Peninsula earthquake hit Japan with a magnitude 7.5. Another significant earthquake with a magnitude 7 occurred at the border between China and Kyrgyzstan. Some earthquakes occurred during the month on the Ring of Fire but for most of them in sparsely populated area.

Potential impact:

The extreme mortality bond exposed to the excess mortality in Canada, Australia and the UK has been extended and the price stabilized. We will need the final figures for year 2023 to be released to know the real final loss on this asset. We do not expect the fund to sustain any losses from the cyclone Belal. The Japan earthquake, the convective storms and winter storms in the US could partially erode some aggregate deals but the erosion is expected to be limited if any.

Performance:

The return of the fund has been positive in January. The positive performance of the fund was mainly driven by the coupons. It came as well from some limited mark-to-market gain due to a slight spread tightening linked to the short-term imbalance between supply and demand in the cat bonds secondary market. As explained previously, several cat bonds redeemed in January while the primary market activity was relatively limited, leading to a seller's market.

Additional Information

Administration: I (H) q EUR

Legal form	ICAV
UCITS Compliant	Yes
AIF Compliant	No
Legal country	Ireland
1st NAV date	04/08/2017
Fund currency	USD
Shareclass currency	EUR
Share type	Income
ISIN code	IE00BF0MWV56
Maximum initial fees	3%
Maximum exit fees	3%
Transaction costs	0.05%
Ongoing charges	0.87%
Financial management fees	0.75%
Minimum initial subscription	1 000 000 EUR
Management company	AXA INVESTMENT MANAGERS PARIS S.A.
Delegation of account administration	STATE STREET FUND SERVICES (IRELAND) LIMITED
Custodian	State Street Custodial Services (Ireland) Limited

As disclosed in the most recent Annual Report, the ongoing charges calculation excludes performance fees, but includes management and applied services fees. The effective Applied Service Fee is accrued at each calculation of the Net Asset Value and included in the ongoing charges of each Share Class. The investment will be reduced by the payment of the above mentioned fees.

Fund Objectives

The investment objective of the Fund is to achieve a long-term, risk-adjusted, absolute rate of return and capital growth and/or income from investment in catastrophe bonds, also referred to as "cat bonds" ("insurance-linked securities" or "ILS").

The Share Class aims at hedging the foreign exchange risk resulting from the divergence between the reference currency of the Sub-Fund and the currency of this Share Class by using derivatives instruments whilst retaining the exposure to Investment Policy of the Sub-Fund.

Investment Horizon

The risk and the reward of the product may vary depending on the expected holding period. We recommend holding this product at least for 7 years.

Risk Indicator

The information shown below is from the KID PRIIPS.



The risk indicator assumes you keep the product for 7 years.

The actual risk can vary significantly if you cash in at an early stage and you may get back less.

The summary risk indicator is a guide to the level of risk of this product compared to other products. It shows how likely it is that the product will lose money because of movements in the markets or because we are not able to pay you.

We have classified this product as 2 out of 7 which is the a low risk class. This rates the potential losses from future performance at a low level. The risk category associated to this product was determined based on past observations, it is not guaranteed and can evolve in the future.

Be aware of currency risk. You will receive payments in a different currency, so the final return you will get depend on the exchange rate between the two currencies. This risk is not considered in the indicator shown above.

Other risks not included in the Summary risk indicator can be materially relevant, such as model risk. For further information, please refer to the prospectus.

This product does not include any protection from future market performance so you could lose some or all of your investment.

Subscription Redemption

You may buy or sell your shares on the (i) first Friday of each month (if such calendar day is not a Business Day, the next following Business Day) and (ii) the third Friday of each month (if such calendar day is not a Business Day, the next following Business Day (provided that if the third Friday of the month is the last calendar day of such month, you may buy or sell shares on the Business Day immediately preceeding) and/or (iii) such other day or days as may be determined by the Directors in consultation with the Manager and notified to Shareholders in advance. Please refer to the Prospectus for further information, available at <https://funds.axa-im.com/>. The Net Asset Value of this Fund is calculated on a bi-monthly basis.

Additional Information (Continued)

How to Invest

Before making an investment, investors should read the relevant Prospectus and the Key Investor Information Document (particularly for UK investors) / Key Information Document / scheme documents, which provide full product details including investment charges and risks. The information contained herein is not a substitute for those documents or for professional external advice.

Retail Investors

Retail investors should contact their Financial intermediary.

Disclaimers

Not for distribution or dissemination to US investors

This marketing communication does not constitute on the part of AXA Investment Managers a solicitation or investment, legal or tax advice. This material does not contain sufficient information to support an investment decision. The information contained herein is intended solely for the entity and/or person(s) to which it has been delivered, unless otherwise allowed under applicable agreements. AXA Investment Managers hereby disclaims any responsibility for any subsequent reproduction, redistribution or transmittal, along with any liability stemming from such activities.

The tax treatment associated with holding, buying or disposing of shares or units in a fund depends on the status or tax treatment of each investor and may be subject to change. Potential investors are strongly encouraged to seek the advice of their own tax adviser.

Due to its simplification, this document is partial and opinions, estimates and forecasts herein are subjective and subject to change without notice. There is no guarantee forecasts made will come to pass. Data, figures, declarations, analysis, predictions and other information in this document is provided based on our state of knowledge at the time of creation of this document. Whilst every care is taken, no representation or warranty (including liability towards third parties), express or implied, is made as to the accuracy, reliability or completeness of the information contained herein. Reliance upon information in this material is at the sole discretion of the recipient. This material does not contain sufficient information to support an investment decision.

Past performance is not a guide to current or future performance, and any performance or return data displayed does not take into account commissions and costs incurred when issuing or redeeming units. The value of investments, and the income from them, can fall as well as rise and investors may not get back the amount originally invested. Exchange-rate fluctuations may also affect the value of their investment. Due to this and the initial charge that is usually made, an investment is not usually suitable as a short term holding. Commissions and costs have an adverse effect on the performance of the fund.

The Fund referenced herein has not been registered under the United States Investment Company Act of 1940, as amended, nor the United States Securities Act of 1933, as amended. None of the shares may be offered or sold, directly or indirectly in the United States or to any US

Person unless the securities are registered under the Act, or an exemption from the registration requirements of the Act is available. A US Person is defined as (a) any individual who is a citizen or resident of the United States for federal income tax purposes; (b) a corporation, partnership or other entity created or organized under the laws of or existing in the United States; (c) an estate or trust the income of which is subject to United States federal income tax regardless of whether such income is effectively connected with a United States trade or business. In the United States, this material may be distributed only to a person who is a “distributor,” or who is not a “U.S. person,” as defined by Regulation S under the U.S. Securities Act of 1933 (as amended).

The fund or sub fund is a part of the Irish-domiciled ICAV AXA IM World Access Vehicle - its registered address is 33 Sir John Rogerson's Quay Dublin 2, and it is registered with the Central Bank of Ireland under number C154706. This is a collective asset-management vehicle under the European UCITS directive. It is managed by AXA Investment Managers Paris, a company incorporated under the laws of France, having its registered office located at Tour Majunga, 6 place de la Pyramide, 92800 Puteaux, registered with the Nanterre Trade and Companies Register under number 353 534 506.

For more information on sustainability-related aspects please visit <https://www.axa-im.com/what-is-sfdr>.

Depending on the recipient's respective jurisdiction or region, the following additional disclosures may apply:

For Chilean Investors: This private offer avails itself of the General Regulation No. 336 of the Superintendencia de Securities and Insurances (currently the Financial Markets Commission). This offer relates to securities not registered with the Securities Registry or the Registry of Foreign Securities of the Financial Markets Commission, and therefore such securities are not subject to oversight by the latter; Being unregistered securities, there is no obligation on the issuer to provide public information in Chile regarding such securities; and these securities may not be subject to a public offer until they are registered in the corresponding Securities Registry.

Para inversionistas chilenos: ESTA OFERTA PRIVADA SE ACOGE AL REGLAMENTO GENERAL N° 336 DE LA SUPERINTENDENCIA DE VALORES Y SEGUROS (ACTUALMENTE COMISIÓN DE MERCADOS FINANCIEROS). ESTA OFERTA SE REFIERE A VALORES NO INSCRITOS EN EL REGISTRO DE VALORES O EN EL REGISTRO DE VALORES EXTRANJEROS QUE LLEVA LA COMISIÓN DE MERCADOS FINANCIEROS, POR LO QUE TALES VALORES NO ESTÁN SUJETOS A LA FISCALIZACIÓN DE ÉSTA; POR TRATARSE DE VALORES NO INSCRITOS NO EXISTE LA OBLIGACIÓN POR PARTE DEL EMISOR DE ENTREGAR EN CHILE INFORMACIÓN PÚBLICA RESPECTO A LOS VALORES SOBRE LOS QUE SE REFIERE ESTA OFERTA; ESTOS VALORES NO PODRÁN SER OBJETO DE OFERTA PÚBLICA MIENTRAS NO SEAN INSCRITOS EN EL REGISTRO DE VALORES CORRESPONDIENTE.

For Peruvian Investors: AXA Investment Managers is not licensed and it is not legally required to be licensed by the Peruvian Securities Regulator (Superintendencia del Mercado de Valores – SMV) for these activities. Consequently, the Peruvian Securities Regulator does not exercise any kind of supervision regarding this fund, strategy and/or service; and, the information furnished to the investors and the rest of the services rendered by AXA Investment Managers are subject to its exclusive responsibility. In Peru, this document is only for the exclusive use of persons or entities qualifying as “Inversionistas Institucionales” under Peruvian Law. This document is not for public distribution. AXA

Additional Information (Continued)

Investment Managers no tiene y no está legalmente obligada a tener una autorización por parte de la Superintendencia del Mercado de Valores para estas actividades. En consecuencia, la Superintendencia del Mercado de Valores no ejerce ningún tipo de supervisión sobre el fondo, la estrategia, y/o los servicios; y la información proporcionada a los inversionistas y los demás servicios que les presta son de exclusiva responsabilidad de AXA Investment Managers. En el Perú, este documento es para el uso exclusivo de personas o entidades que califiquen como “Inversionistas Institucionales” bajo las leyes peruanas. Este documento no es para distribución al público.

For Uruguayan Investors: The sale of the shares/units qualifies as a private placement pursuant to section 2 of Uruguayan law 18,627. The shares/units must not be offered or sold to the public in Uruguay, except in circumstances which do not constitute a public offering or distribution under Uruguayan laws and regulations. The shares/units are not and will not be registered with the Financial Services Superintendency of the Central Bank of Uruguay. The shares/units correspond to investment funds that are not investment funds regulated by Uruguayan law 16,774 dated September 27, 1996, as amended.

For Singapore Investors: This document is issued by AXA Investment Managers Asia (Singapore) Ltd. (“AXA IM Asia”) (Registration No. 199001714W) for the use of Institutional Investors and/or Accredited Investors only as defined in Section 4A of the Securities and Futures Act (Cap. 289) (subject to the Fund being registered under the Restricted Schemes), and must not be relied upon by retail investors. Circulation must be restricted accordingly. As an exempt financial adviser under the Financial Advisers Act (“FAA”), AXA IM Asia is exempted from complying with certain business conduct rules (including but not limited to Sections 25, 27 and 36 of the FAA) when providing financial advisory services to Accredited Investors.

For investors located in the European Union :

Please note that the management company reserves the right, at any time, to no longer market the product(s) mentioned in this communication in the European Union by filing a notification to its supervision authority, in accordance with European passport rules. In the event of dissatisfaction with AXA Investment Managers products or services, you have the right to make a complaint, either with the marketer or directly with the management company (more information on AXA IM complaints policy is available in English: <https://www.axa-im.com/important-information/comments-and-complaints>)

If you reside in one of the European Union countries, you also have the right to take legal or extra-judicial action at any time. The European online dispute resolution platform allows you to submit a complaint form (available at:

<https://ec.europa.eu/consumers/odr/main/index.cfm?event=main.home.chooseLanguage>) and provides you with information on available means of redress (available at:

<https://ec.europa.eu/consumers/odr/main/?event=main.adr.show2>).

Summary of investor rights in English is available on AXA IM website

<https://www.axa-im.com/important-information/summary-investor-rights>.

Translations into other languages are available on local AXA IM entities' websites.

Glossary

Volatility (%): is an indicative measure of degree of variation of an asset's price changes over time.

Sharpe ratio: is the measure of the risk-adjusted excess return over risk free rate of a financial portfolio and is used to compare the excess return of an investment to its risk. The higher the Sharpe ratio the better the return compared to the risk taken.