

# Man Numeric Europe RI Climate

Monthly summary report: 30 April 2024

Reporting Class: I C EUR

## Investment Policy

### Investment Objective

The Fund aims to deliver returns above the MSCI Europe Index (the "Benchmark"). The aim of the Fund is to insulate from the potential risks of climate change; capitalize on the potential alpha opportunities from the transition to cleaner energy; and maintain positive exposure to ESG and fundamental investment concepts through a fully systematic process that incorporates a fundamental overlay.

### Type of Assets

The Fund will invest in equity securities in global developed markets, primarily in securities listed or traded on Recognized Markets in OECD member states or in securities of Benchmark constituents' countries. Typically, the Fund will invest predominantly in transferable securities, including ordinary shares, preference shares, common stocks, depository receipts (including ADR's and GDR's), rights, warrants and other similar equity like securities.

### Benchmark Degree of Freedom

The Fund is actively managed. The Fund does not intend to track the MSCI Europe Index and is not constrained by it. The Benchmark is used for risk management purposes to ensure that the Fund is managed in a

manner consistent with its investment objective and risk profile. The Benchmark is also used for performance comparison purposes as well as the monitoring of positions in the Fund relative to weights in the Benchmark.

Please refer to the Fund's Prospectus /Offering documents for additional details regarding the Investment policy.

## Fund Risks

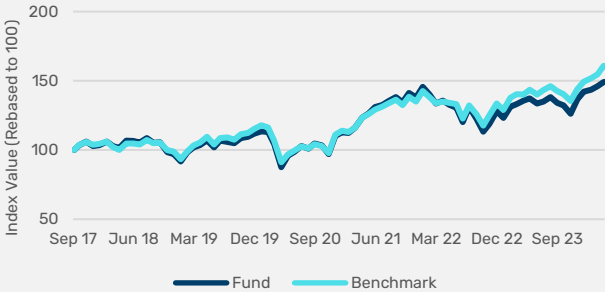
The value of your investment and the income from it may rise as well as fall and you may not get back the amount originally invested. Prior to investing in the Fund investors should carefully consider the risks associated with investing, whether the Fund suits their investment requirements and whether they have sufficient resources to bear any losses which may result from an investment in the Fund. **Investors should only invest if they understand the terms on which the Fund is offered. Investors should consider the risks detailed in the risk glossary and where appropriate seek professional advice before investing.**

Monthly return<sup>1</sup>: 0.28%

YTD return<sup>1</sup>: 5.33%

### Performance Chart (Since Inception)<sup>1</sup>

Past Performance is not indicative of future performance. Returns may increase or decrease as a result of currency fluctuations.



### Fund Details (Key Facts)<sup>2</sup>


Inception Date	06 September 2017
Fund Size	EUR 15,617,640
Structure	UCITS
Domicile	Ireland
Investment Manager	Numeric Investors LLC
SFDR Classification	Article 8
Portfolio Manager	Ori Ben-Akiva Dan Taylor

Name
Benchmark
MSCI Europe (EUR, NDTR)

### Awards and Ratings <sup>3</sup>



### Summary Risk Indicator (SRI)



See Glossary for an explanation of the calculation. Please refer to the KID/KIID for the relevant Risk Indicator in your jurisdiction.

Cumulative Performance<sup>1</sup>

	1 Month	3 Months	6 Months	YTD	1 Year	3 Years	5 Years	10 Years	Since Inception
Fund	0.28%	4.17%	18.66%	5.33%	8.92%	18.41%	39.95%	n/a	49.63%
Benchmark	-0.91%	5.00%	17.73%	6.65%	10.98%	26.51%	45.60%	n/a	59.36%

Discrete Performance<sup>1</sup>

Performance Statistics Since Inception<sup>1</sup>

Year	Apr 2023 - Apr 2024	Apr 2022 - Apr 2023	Apr 2021 - Apr 2022	Apr 2020 - Apr 2021	Apr 2019 - Apr 2020	Annualised Return	Annualised Volatility	Sharpe Ratio <sup>4</sup>	Correlation	Beta	Information Ratio	Tracking Error
Fund	8.92%	3.50%	5.04%	31.90%	-10.39%	6.25%	16.08%	0.37	n/a	n/a	n/a	n/a
Benchmark	10.98%	7.06%	6.48%	30.16%	-11.58%	7.26%	14.75%	0.47	0.98	1.07	-0.32	3.16%

Historical Performance<sup>1</sup>

Year	Jan	Feb	Mar	Apr	May	Jun	Jul	Aug	Sep	Oct	Nov	Dec	Fund YTD	BM YTD
2017	n/a	n/a	n/a	n/a	n/a	n/a	n/a	n/a	3.65%	2.25%	-2.95%	0.68%	3.55%	4.51%
2018	2.36%	-2.98%	-1.45%	5.27%	-0.12%	-1.10%	3.06%	-3.23%	0.45%	-6.75%	-1.41%	-5.50%	-11.44%	-10.57%
2019	7.23%	3.62%	1.65%	3.23%	-4.72%	4.92%	-0.86%	-1.09%	3.73%	0.75%	2.17%	1.43%	23.79%	26.05%
2020	-0.42%	-7.76%	-15.99%	9.37%	2.95%	4.37%	-1.86%	3.68%	-1.43%	-6.06%	13.64%	2.36%	-0.62%	-3.32%
2021	-0.48%	3.25%	6.38%	2.46%	3.76%	1.04%	2.31%	2.04%	-2.67%	4.92%	-2.36%	5.66%	29.16%	25.13%
2022	-4.03%	-4.38%	1.56%	-2.25%	-1.53%	-8.12%	9.22%	-6.66%	-7.44%	4.87%	7.68%	-3.70%	-15.43%	-9.49%
2023	6.58%	1.29%	2.01%	1.22%	-2.73%	1.10%	2.31%	-2.94%	-1.53%	-4.55%	8.26%	4.07%	15.27%	15.83%
2024	1.11%	1.73%	2.11%	0.28%	n/a	n/a	n/a	n/a	n/a	n/a	n/a	n/a	5.33%	6.65%

Past Performance is not indicative of future performance. Returns may increase or decrease as a result of currency fluctuations.

Exposure and Risk Analysis<sup>5</sup>

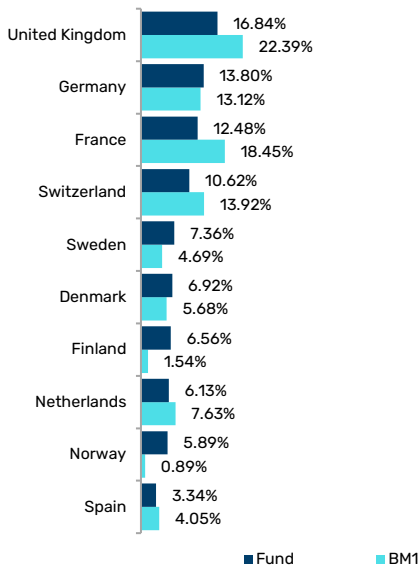
Headline Equity Exposure

No of positions	87
Active Share	66.22%
Cash	0.97%
Top 10	21.83%
Top 20	36.58%
Top 30	50.39%

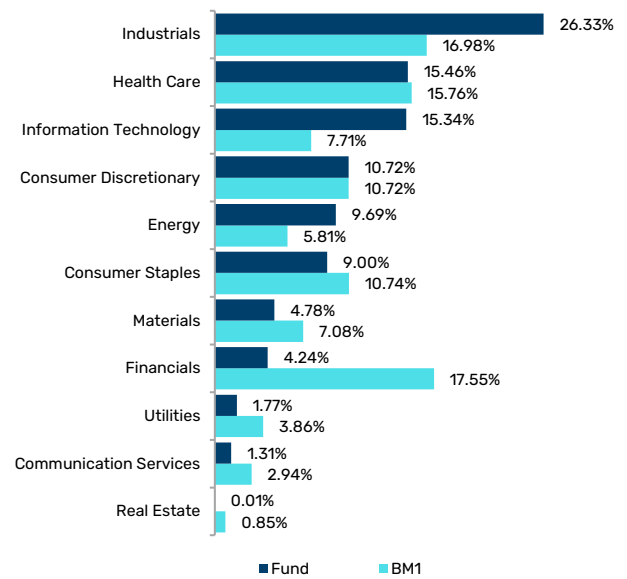
Top 10 Holdings<sup>5</sup>

Issuer Name	Fund
NOVO NORDISK AS	4.03%
SAP SE	2.34%
ASTRAZENECA PLC	2.18%
INDUSTRIA DE DISEÑO TEXTIL SA	2.13%
ASML HOLDING N.V.	2.08%
GALP ENERGIA SGPS SA	1.98%
SIEMENS AKTIENGESELLSCHAFT	1.89%
KONGSBERG GRUPPEN ASA	1.85%
BOLIDEN LTD	1.65%
PANDORA A-S	1.53%

## Top 10 Country Exposure



## Sector Exposure



## Top Active Equity Positions<sup>5</sup>

Top 5 Overweights	Relative Exposure
GALP ENERGIA SGPS SA	1.89%
KONGSBERG GRUPPEN ASA	1.79%
INDUSTRIA DE DISEÑO TEXTIL SA	1.67%
BOLIDEN LTD	1.57%
KNORR-BREMSE AKTIENGESELLSCHAFT	1.43%

Top 5 Underweights	Relative Exposure
NESTLE S.A.	-2.45%
LVMH MOET HENNESSY LOUIS VUITT	-2.09%
HSBC HOLDINGS PLC	-1.53%
ASML HOLDING N.V.	-1.21%
UNILEVER PLC	-1.18%

## Equity Exposure By Market Cap

Market Cap	Fund Exposure	Benchmark Exposure
\$0 - \$0.25Bn	0.00%	0.00%
\$0.25Bn - \$2Bn	0.00%	0.00%
\$2Bn - \$10Bn	14.33%	5.73%
\$10Bn - \$50Bn	50.24%	35.33%
\$50Bn +	34.09%	58.94%

## Impact Data<sup>6</sup>

Fund ESG Score	87.19	Benchmark ESG Score	77.99
Fund Sustainability Risk Rating	17.94	Benchmark Sustainability Risk Rating	19.95
Fund Weighted Average Carbon Intensity	44.90	Benchmark Weighted Average Carbon Intensity	93.10

NAV<sup>7</sup>

Class	NAV	ISIN	Minimum Initial	Minimum Additional	OCF <sup>8</sup>	Performance Fee <sup>9</sup>	Management Fee
I C EUR	149.63	IE00BYXG3479	1,000,000	n/a	0.95%	n/a	0.65%
D C EUR	141.35	IE00BYXG3D65	1,000	n/a	1.70%	n/a	1.40%
I C GBP	111.98	IE00BYXG3693	1,000,000	n/a	0.95%	n/a	0.65%
I C SEK	185.71	IE00BYXG3818	5,000,000	n/a	0.95%	n/a	0.65%
I C USD	130.87	IE00BYXG3925	1,000,000	n/a	0.95%	n/a	0.65%

Please note, shareclass specific performance can be found at: <https://www.man.com/products/63103>

Dealing Terms

Valuation Frequency	Daily
Dealing Frequency	Daily
Subscription	Before 13:00 (Dublin) on dealing day
Redemption	Before 13:00 (Dublin) on dealing day
Management Company	Man Asset Management (Ireland) Limited

<sup>1</sup> Please note all performance statistics and charts are based on the lead reporting shareclass. Performance data is shown net of fees with income reinvested, and does not take into account sales and redemption charges where such costs are applicable. Returns are calculated net of management fees and any applicable performance fees. Other share classes may charge higher fees.

<sup>2</sup> Fund Size represents the combined AUM of all share-classes in the Portfolio.

<sup>3</sup> Awards and/or ratings are for information purposes only and should not be construed as an endorsement of any Man Group company nor or of their products or services. Please refer to the websites of the sponsors/issuers for information regarding the criteria on which the awards/ratings are determined.  
© 2024 Morningstar UK Ltd. All rights reserved. The information contained herein: (1) is proprietary to Morningstar and/or its content providers; (2) may not be copied or distributed; and (3) is not warranted to be accurate, complete, or timely. Neither Morningstar nor its content providers are responsible for any damages or losses arising from any use of this information. Past performance is no guarantee of future results.  
Morningstar Overall Rating is for the Man Numeric Europe RI Climate I C EUR share class only; other classes may have different performance characteristics. Out of 1747 Europe Large-Cap Blend Equity funds.

<sup>4</sup> Sharpe ratio is calculated using a risk-free rate in the appropriate currency over the period analysed. Where an investment has underperformed the risk-free rate, the Sharpe ratio will be negative. Because the Sharpe ratio is an absolute measure of risk-adjusted return, negative Sharpe ratios are not shown as they can be misleading.

<sup>5</sup> The organisations and/or financial instruments mentioned are for reference purposes only. The content of this material should not be construed as a recommendation for their purchase or sale.

<sup>6</sup> Data provided by MSCI. Please note the MSCI ESG score is rebased to 100%.  
Weighted average carbon intensity represents the exposure to carbon-intensive companies, expressed in tons CO2e / \$M revenue. Data provided by Trucost & Sustainalytics, calculated using the TCFD methodology.  
Sustainalytics' ESG Risk Ratings measure a company's exposure to industry-specific material ESG risks and how well a company is managing those risks. A company's ESG Risk Rating score is assigned to one of five risk categories: Negligible Risk (Overall Score of 0-9.99 points), Low Risk (10-19.99 points), Medium Risk (20-29.99 points), High Risk (30-39.99 points) & Severe Risk (40 and higher points).  
Index positions are not decomposed  
The Fund promotes, among other characteristics, environmental or social characteristics within meaning of Article 8 of the Sustainable Finance Disclosure Regulation (SFDR) on sustainability-related disclosures in the financial services sector.

<sup>7</sup> The share class in blue in the table is the reporting share class for the Fund and may be closed to new subscriptions.

<sup>8</sup> Ongoing Charges Figure ('OCF'): A variable charge payable over a year, normally based on expenses to the Fund as of the previous accounting year. It excludes Performance Fees (if applicable) but includes the Management Fee.

<sup>9</sup> Performance Fee (up to): The payment made to an Investment Manager if certain performance levels are achieved (often over and above any levels set out in the investment objective) within a set time period.

## Risk Glossary

Prior to investing in the Fund investors should carefully consider the risks associated with investing, whether the Fund suits their investment requirements and whether they have sufficient resources to bear any losses which may result from an investment in the Fund. Investors should only invest if they understand the terms on which the Fund is offered. Investors should consider the following risks and where appropriate seek professional advice before investing:

**Investment Objective Risk** - There is no guarantee that the Fund will achieve its investment objective.

**Market Risk** - The Fund is subject to normal market fluctuations and the risks associated with investing in international securities markets.

Therefore, the value of your investment and the income from it may rise as well as fall and you may not get back the amount originally invested.

**Counterparty Risk** - The Fund will be exposed to credit risk on counterparties with which it trades in relation to on-exchange traded instruments such as futures and options and where applicable, 'over-the-counter' ("OTC", "non-exchange") transactions. OTC instruments may also be less liquid and are not afforded the same protections that may apply to participants trading instruments on an organised exchange.

**Currency Risk** - The value of investments designated in another currency may rise and fall due to exchange rate fluctuations. Adverse movements in currency exchange rates may result in a decrease in return and a loss of capital. It may not be possible or practicable to successfully hedge against the currency risk exposure in all circumstances.

**Liquidity Risk** - The Fund may make investments or hold trading positions in markets that are volatile and which may become illiquid. Timely and cost efficient sale of trading positions can be impaired by decreased trading volume and/or increased price volatility.

**Financial Derivatives Instruments** - The Fund may invest in financial derivative instruments ("FDI") (instruments whose prices are dependent on one or more underlying asset) typically for hedging purposes. The use of FDI involves additional risks such as high sensitivity to price movements of the asset on which it is based. The use of FDI may multiply the gains or losses.

**Single Region/Country Risk** - The Fund is a specialist country-specific or geographic regional fund, the investment carries greater risk than a more internationally diversified portfolio.

**Model and Data Risk** - The Fund's Investment Manager relies on internally derived qualitative and quantitative trading models and algorithms.

These quantitative trading models and algorithms may rely on data that is internally derived or provided by a third party. If a model or algorithm or the data consumed by these models or algorithms prove to be incorrect or incomplete, the Fund may be exposed to potential losses. The calculations and output of a models or algorithm can be impacted by unforeseen market disruptions and/or government or regulatory intervention, leading to potential losses.

A complete description of risks is set out in the Fund's prospectus.

## Glossary

**Alpha** - The excess returns relative to the market for a given amount of expected risk taken by the scheme.

**Annualised Return** - An annualised total return is an average amount of money earned by an investment each year over a given time period. It is calculated to show what an investor would earn over a period of time if the annual return was compounded.

**Annualised Volatility** - Volatility is the rate and extent at which the price of a portfolio, security or index, moves up and down. If the price swings up and down with large movements, it has high volatility. If the price moves more slowly and to a lesser extent, it has lower volatility. It is used as a measure of the riskiness of an investment. Annualised volatility is an average annual amount of volatility over a given time period.

**Beta** - A measure of how sensitive an investment portfolio is to market movements. The sign of the beta (+/-) indicates whether, on average, the portfolio's returns move in line with (+), or in the opposite direction (-), to the market. The market has a beta of 1. If the portfolio has a beta of less (more) than 1, it means that the security is theoretically less (more) volatile than the market.

**Direct Trading Strategies** - These strategies are the same as for fund investments, the categories of investment strategy are 'Equity Long-Short' (e.g. specialist equity strategies with a low directional bias), 'Risk Seeking' (e.g. credit, convertible bonds, emerging markets and long biased strategies) and 'Diversifying' (e.g. global macro, managed futures and overlay or hedging strategies).

**Diversifying Strategies** - These strategies comprise global macro, managed futures and overlay strategies that generally have low correlation to both traditional assets and other hedge fund strategies. As such, these strategies have the potential to improve overall Sharpe ratio and provide valuable downside protection.

**Entry Charge** - The entry charge shown is a maximum figure and in some cases you might pay less. Please refer to your financial advisor or the distributor for the actual charges.

**Equity Long/Short Strategies** - These strategies are the core capital allocation of the portfolio and are typically comprised of specialist equity strategies which have a low directional bias. These strategies aim to generate uncorrelated returns that provide the portfolio with consistent capital growth for a moderate level of risk.

**Exposure** - This refers to the part of a portfolio that is subject to the price movements of a specific security, sector, market or economic variable. It is typically expressed as a percentage of the total portfolio, e.g. the portfolio has 10% exposure to the mining sector.

**Futures** - Derivative financial contracts that obligate parties to buy or sell an asset at a predetermined future date and price.

**Hedge/hedging** - A method of reducing unnecessary or unintended risk.

**Leverage** - When referring to a company, leverage is the level of a company's debt in relation to its assets. A company with significantly more debt than capital is considered to be leveraged. It can also refer to a fund that borrows money or uses derivatives to magnify an investment position.

**Long Position** - A security that is bought in expectation that it will rise in value.

**Market neutral** - Type of investment strategy undertaken by an investor or an investment manager that seeks to profit from both increasing and decreasing prices in one or more markets while attempting to completely avoid some specific form of market risk.

**NAV** - The Net Asset Value (NAV) represents the value per share. It is calculated by dividing the total net asset value of the fund (the value of the fund's assets less its liabilities) by the number of shares outstanding.

**Ongoing Charge Figure (OCF)** - The OCF is estimated and based on expenses and may vary from year to year. It includes management fees but excludes performance fees (where applicable) and portfolio transaction costs, except in the case of an entry/exit charge paid by the Fund when buying or selling units in another sub-fund. The charges you pay are used to pay the costs of running the Fund, including the costs of marketing and distributing it. These charges reduce the potential growth of your investment.

**Options** - Financial contracts that offer the right, but not the obligation, to buy or sell an asset at a given price on or before a given date in the future.

**Performance Fee** - The payment made to an Investment Manager if certain performance levels are achieved (often over and above any levels set out in the investment objective) within a set time period. Please refer to the fund's prospectus for a complete description.

**Redemption Fee** - This is the maximum that might be taken out of your money before the proceeds of your investment are paid out.

**Risk-seeking Strategies** - These strategies include more opportunistic and directional based strategies such as emerging markets, credit and long-biased. These strategies provide the portfolio with additional return potential and the ability to capitalise on attractive sector/market opportunities.

**Share Class** - Type of fund shares held by investors in a fund (share classes differ by levels of charge and/or by other features such as hedging against currency risk). Each has a different level of charges and minimum investment.

**Sharpe Ratio** - The Sharpe Ratio is a measure for calculating risk-adjusted return, and has become the industry standard for such calculations. The Sharpe Ratio is the average return earned in excess of the risk-free rate per unit of volatility or total risk. The higher the ratio the better, with a number greater than 1 usually considered good, a number greater than 2 considered very good and a ratio of 3 or higher considered excellent. As it is an absolute measure of risk-adjusted return, negative Sharpe Ratios can be misleading and are therefore shown as N/A.

**Short Position** - Fund managers use this technique to borrow a security and then sell it with the intention of buying it back for less when the price falls. The position profits if the security falls in value. Within UCITS funds, derivatives - such as contracts for difference (CFDs) - can be used to simulate a short position.

**UCITS** - Stands for Undertakings for Collective Investments in Transferable Securities. This is the European regulatory framework for an investment vehicle that can be marketed across the European Union and is designed to enhance protections for Retail Investors.

**YTD** - Year-to-date.

## Important information

The Fund is a sub-fund of Man Funds plc, domiciled in Ireland and registered with the Central Bank of Ireland. Full details of the Fund's objectives, investment policy and risks are located in the Prospectus which with the Key Investor Information Document (KIID) / Key Investor Document (KID), and the Report and Accounts of the UCITS, are accessible free of charge from the local information/paying agent, from authorised distributors and from [www.man.com/documents](http://www.man.com/documents). The KIID/KID is available in English and in an official language of the jurisdictions in which the Fund is registered for public sale. The Prospectus and the Reports and Accounts of the UCITS can be obtained in English. **In Switzerland**, the Prospectus is also available in German.

**In Spain:** Full prospectuses, KIDs, statutes and annual and semi-annual accounts of the investment products are available free of charge at the offices of the Spanish distributors authorised in Spain. A list of the Spanish distributors authorised and their contact details can be obtained on the Comisión Nacional del Mercado de Valores ("CNMV") website: [www.cnmv.es](http://www.cnmv.es). Man Funds plc: The sub-funds mentioned herein are authorised to be marketed to the public in Spain and belong to the Man Funds plc that is registered with the CNMV with registration number 296.

In order to fulfil the fund's objectives the Prospectus allows the manager the ability to invest principally in units of other collective investment schemes, bank deposits, derivatives contracts designed with the aim of gaining short term exposure to an underlying stock or index at a lower cost than owning the asset, or assets aiming to replicate a stock or debt securities index.

The Fund typically carries a risk of high volatility.

The value of an investment and any income derived from it can go down as well as up and investors may not get back their original amount invested. Alternative investments can involve significant additional risks.

For a summary of investor rights please see [www.man.com/investor-relations](http://www.man.com/investor-relations) and for guidelines for individual or collective redress mechanisms, please consult the fund's prospectus and its key information document, as well as the complaints handling policy found here

[www.man.com/complaints-handling-policy](http://www.man.com/complaints-handling-policy).

This material is for information purposes only and does not constitute an offer or invitation to invest in any product for which any Man Group plc affiliate provides investment advisory or any other services. It is not contractually binding nor does it represent any information required by any legislative provision. Prior to making any investment decisions, investors should read and consider the fund's offering documents.

Opinions expressed are those of the author as of the date of their publication, and are subject to change.

Some statements contained in these materials concerning goals, strategies, outlook or other non-historical matters may be "forward-looking statements" and are based on current indicators and expectations at the date of their publication. We undertake no obligation to update or revise them. Forward-looking statements are subject to risks and uncertainties that may cause actual results to differ materially from those implied in the statements.

Distribution of this material and the offer of shares may be restricted and the minimum subscription amount may be higher in certain jurisdictions.

The product(s) mentioned within this material (i) may not be registered for distribution in your jurisdiction, and (ii) may only be available to professional or otherwise qualified investors or entities. It is important that distributors and/or potential investors are able to ensure compliance with local regulations prior to making a subscription. Please refer to the offering documentation for additional information.

Unless stated otherwise the source of all information is Man Group plc and its affiliates as of the date on the first page of this material.

Further information on the sustainability-related aspects of the Fund can be at <https://www.man.com/man-numeric-europe-ri-climate-sustainability>.

Additional information on responsible investing can be found at <https://www.man.com/responsible-investment>.

**Please note, the Investment Manager may rely on data from external ESG data providers, which may be incomplete, inaccurate or unavailable. As a result, there is a risk of the Investment Manager incorrectly assessing a security or issuer, resulting in the incorrect inclusion or exclusion of a security.**

This material was prepared by Numeric Investors LLC ("Man Numeric") ("Investment Manager"). Man Numeric is registered as an investment advisor with the SEC. Man Numeric is also registered as a commodity pool operator with the National Futures Association ("NFA") as authorized by the US Commodity Futures Trading Commission ("CFTC"). Numeric Investors LLC, 200 Pier 4 Boulevard, 5th Floor, Boston, MA 02210. Tel: 001 (617) 897-7800.

This material is distributed pursuant to global distribution and advisory agreements by subsidiaries and consultants of Man Group plc ("Marketing Entities").

**Australia:** To the extent this material is distributed in Australia it is communicated by Man Investments Australia Limited ABN 47 002 747 480 AFSL 240581, which is regulated by the Australian Securities & Investments Commission (ASIC). This information has been prepared without taking into account anyone's objectives, financial situation or needs.

**Austria/Germany/Liechtenstein:** To the extent this material is used in Austria/Germany/Liechtenstein, the communicating entity is Man (Europe) AG, which is authorised and regulated by the Liechtenstein Financial Market Authority (FMA). Man (Europe) AG is registered in the Principality of Liechtenstein no. FL-0002.420.371-2. Man (Europe) AG is an associated participant in the investor compensation scheme, which is operated by the Deposit Guarantee and Investor Compensation Foundation PCC (FL-0002.039.614-1) and corresponds with EU law. Further information is available on the Foundation's website under [www.eas-liechtenstein.li](http://www.eas-liechtenstein.li). A number of the Fund's share classes are registered for distribution to professional and non-professional investors in Austria/Germany/Liechtenstein. The Fund's documentation can be obtained in German free of charge from the relevant paying agent. In Austria: Raiffeisen Bank International AG, Am Stadtpark 9, 1030 Wien. In Germany: BHF-BANK Aktiengesellschaft, Bockenheimer Landstrasse 10, 60323 Frankfurt am Main. In Liechtenstein: LGT Bank AG, Herrengasse 12, FL-9460 Vaduz.

**European Economic Area:** Unless indicated otherwise this material is communicated in the European Economic Area by Man Asset Management (Ireland) Limited ("MAMIL") which is registered in Ireland under company number 250493 and has its registered office at 70 Sir John Rogerson's Quay, Grand Canal Dock, Dublin 2, Ireland. MAMIL is authorised and regulated by the Central Bank of Ireland under number C22513.

**Hong Kong SAR:** To the extent this material is distributed in Hong Kong SAR, this material is communicated by Man Investments (Hong Kong) Limited and has not been reviewed by the Securities and Futures Commission in Hong Kong.

**Switzerland:** To the extent the material is made available in Switzerland the communicating entity is:

- For Clients (as such term is defined in the Swiss Financial Services Act): Man Investments (CH) AG, Huobstrasse 3, 8808 Pfäffikon SZ, Switzerland. Man Investment (CH) AG is regulated by the Swiss Financial Market Supervisory Authority ('FINMA'); and
- For Financial Service Providers (as defined in Art. 3 d. of FINSA, which are not Clients): Man Investments AG, Huobstrasse 3, 8808 Pfäffikon SZ, Switzerland, which is regulated by FINMA.

The Fund has been registered for offering to non-qualified investors with FINMA. The Swiss representative is Man Investments AG. The Swiss paying agent is RBC Investor Services Bank S.A., Esch-sur Alzette, Zurich Branch, Badenerstrasse 567, P.O. Box 1292, CH-8048 Zurich, Switzerland. The Prospectus / Offering Memorandum, the Key Investor Information Document, the Articles of the Fund and the annual financial statements of the Fund may be obtained free of charge from the Swiss Representative. In respect of the Shares distributed / offered in or from Switzerland, the place of performance and the place of jurisdiction are at the registered office of the Swiss Representative in Switzerland.

**United Kingdom:** Unless indicated otherwise this material is communicated in the United Kingdom by Man Solutions Limited ('MSL') which is a private limited company registered in England and Wales under number 3385362. MSL is authorised and regulated by the UK Financial Conduct Authority (the 'FCA') under number 185637 and has its registered office at Riverbank House, 2 Swan Lane, London, EC4R 3AD, United Kingdom. If you wish to complain please contact MAMIL ('The Manager') to obtain a copy of the complaints procedure which is available in English. If you are not satisfied with the final response resolution you may be able to refer your complaint to an Alternative Dispute Resolution Authority (ADR). For more information please refer to [man.com/contact](http://man.com/contact). Alternatively, in the EEA, you can find more information about local ADRs and find a complaint form in your local language on the Financial Dispute Resolution network (FIN-NET) section of the European Commission website ([https://ec.europa.eu/info/business-economy-euro/banking-and-finance/consumer-finance-and-payments/retail-financial-services/financial-dispute-resolution-network-fin-net\\_en](https://ec.europa.eu/info/business-economy-euro/banking-and-finance/consumer-finance-and-payments/retail-financial-services/financial-dispute-resolution-network-fin-net_en)).

Please note that at any time the Manager or the Management company retains the right to terminate arrangements for the marketing of this product.

This material is not suitable for US persons.

This material is proprietary information and may not be reproduced or otherwise disseminated in whole or in part without prior written consent.

Any data services and information available from public sources used in the creation of this material are believed to be reliable. However accuracy is not warranted or guaranteed. © Man 2024

**MSCI** - MSCI makes no express or implied warranties or representations and shall have no liability whatsoever with respect to any MSCI data contained herein. The MSCI data may not be further redistributed or used as a basis for other indexes or any securities or financial products. This report is not approved, endorsed, reviewed or produced by MSCI. None of the MSCI data is intended to constitute investment advice or a recommendation to make (or refrain from making) any kind of investment decision and may not be relied on as such. See <https://www.man.com/indices-disclaimer> for the full list of data providers' benchmarks disclaimers.

**Recipients of this material are deemed to be investment professionals and/or qualified investors that have employed appropriately qualified individuals to manage their financial assets and/or are a financial services entity appointed by an investor to provide fiduciary advisory and/or portfolio management services in respect of their financial assets. Information provided in response to queries regarding investment strategies and products managed by the Investment Manager will not be deemed to be provision of investment advice or personal investment recommendations, or assessment of the suitability or appropriateness of any investment products or consideration of the particular circumstances specific to any individual recipient to whom this material has been sent.**

**Sustainalytics:** Copyright © 2024 Sustainalytics.

Sustainalytics retains ownership and all intellectual property rights to the information developed by it and included in this report. Such information may not be copied or redistributed, is intended for informational purposes, does not constitute investment advice and is not warranted to be complete, timely and accurate. Information is subject to conditions available at <https://www.sustainalytics.com/legal-disclaimers>

**MSCI:** ©2024 MSCI ESG Research LLC. Reproduced by permission; no further distribution.

This report contains certain information (the "Information") sourced from MSCI ESG Research LLC, or its affiliates or information providers (the "ESG Parties"). The Information may only be used for your internal use, may not be reproduced or disseminated in any form and may not be used as a basis for or a component of any financial instruments or products or indices. Although they obtain information from sources they consider reliable, none of the ESG Parties warrants or guarantees the originality, accuracy and/or completeness, of any data herein and expressly disclaim all express or implied warranties, including those of merchantability and fitness for a particular purpose. None of the MSCI information is intended to constitute investment advice or a recommendation to make (or refrain from making) any kind of investment decision and may not be relied on as such, nor should it be taken as an indication or guarantee of any future performance, analysis, forecast or prediction. None of the ESG Parties shall have any liability for any errors or omissions in connection with any data herein, or any liability for any direct, indirect, special, punitive, consequential or any other damages (including lost profits) even if notified of the possibility of such damages.