

Robeco QI US Enhanced Index Equities I USD

Robeco QI US Enhanced Index Equities is an actively managed fund that invests in stocks of companies in the US. The selection of these stocks is based on a quantitative model. The fund's objective is to achieve a better return than the index. The fund aims to gain a well-diversified exposure to an integrated multi-factor stock selection model consisting of proven return factors such as value, quality and momentum. The portfolio overweights stocks with an attractive valuation, a profitable operating business, strong price momentum, and positive recent revisions from analysts.



Wilma de Groot, Tim Dröge, Machiel Zwanenburg, Jan de Koning, Yaowei Xu, Han van der Boon
Fund manager since 15-09-2017

Performance

	Fund	Portfolio	Index
1 m	-3.10%	-3.03%	-3.04%
3 m	-3.69%	-3.70%	-3.99%
Ytd	-7.96%	-7.95%	-8.08%
1 Year	16.68%	16.68%	15.90%
2 Years	22.28%	22.27%	23.03%
3 Years	15.86%	15.89%	17.64%
Since 09-2017	13.42%	13.42%	14.75%

Annualized (for periods longer than one year)

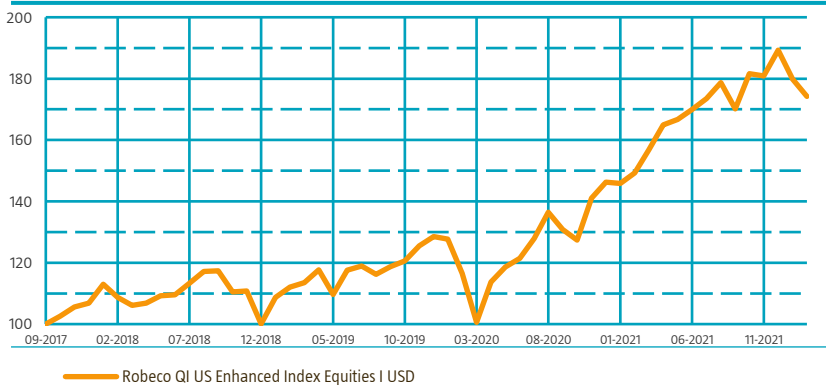
Fund: Based on transaction prices of the fund.

Portfolio: Performance differences may arise between the Fund and Index due to differences in measurement periods.

For this reason portfolio returns (net of fees) are shown which have similar valuation principals as the index.

Performance

Indexed value (until 28-02-2022) - Source: Robeco



Performance

Based on transaction prices, the fund's return was -3.10%.

The objective of the US Enhanced Indexing strategy is to consistently outperform the S&P 500 Index by applying a large number of small overweight and underweight positions with respect to the index, resulting in a low tracking error. The portfolio consists of roughly 400 stocks and overweights stocks with an attractive valuation, a profitable operating business, strong price momentum and positive recent revisions from analysts. By using our integrated multi-factor stock selection model, we expect the strategy to consistently outperform the benchmark. Furthermore, the fund has a lower environmental footprint on carbon emissions compared to the benchmark.

Calendar year performance

	Fund	Portfolio	Index
2021	29.42%	29.42%	28.16%
2020	13.76%	13.76%	17.75%
2019	28.50%	27.43%	30.70%
2018	-6.34%	-5.56%	-4.94%
2019-2021	23.68%	23.34%	25.41%

Annualized (years)

Index

S&P 500 (Net Return, USD)

General facts

Morningstar	★★★★
Type of fund	Equities
Currency	USD
Total size of fund	USD 14,473,385
Size of share class	USD 5,983,015
Outstanding shares	34,177
1st quotation date	21-09-2017
Close financial year	31-12
Ongoing charges	0.38%
Daily tradable	Yes
Dividend paid	No
Ex-ante tracking error limit	2.00%
Management company	Robeco Institutional Asset Management B.V.

Sustainability profile

- Exclusions
- ESG Integration
- Engagement
- ESG Target

ESG score target Footprint target

Better than index Better than index

For more information on exclusions see <https://www.robeco.com/exclusions/>

Top 10 largest positions

The top ten positions are primarily the result of the fact that these companies have a large weight in the index.

Fund price

28-02-22	USD	175.06
High Ytd (04-01-22)	USD	191.30
Low Ytd (23-02-22)	USD	169.17

Fees

Management fee	0.25%
Performance fee	None
Service fee	0.12%
Expected transaction costs	0.04%

Legal status

Investment company with variable capital incorporated under Luxembourg law (SICAV)
 Issue structure Open-end
 UCITS V Yes
 Share class I USD
 This fund is a subfund of Robeco Capital Growth Funds, SICAV

Registered in

France, Italy, Luxembourg, Spain, United Kingdom

Currency policy

The fund may use currency forwards to achieve currency exposures that are close to the benchmark.

Risk management

Risk management is fully integrated in the investment process to ensure that positions always meet predefined guidelines.

Dividend policy

The fund does not distribute dividend. The fund retains any income that is earned, and so its entire performance is reflected in its share price.

Fund codes

ISIN	LU1654175261
Bloomberg	RQUIEUI LX
Valoren	37665061

Top 10 largest positions

Holdings

Apple Inc
Microsoft Corp
Amazon.com Inc
Alphabet Inc (Class A)
Alphabet Inc (Class C)
Tesla Inc
NVIDIA Corp
Berkshire Hathaway Inc
Meta Platforms Inc
UnitedHealth Group Inc
Total

Sector	%
Information Technology	6.70
Information Technology	6.06
Consumer Discretionary	3.36
Communication Services	2.36
Communication Services	2.04
Consumer Discretionary	1.66
Information Technology	1.57
Financials	1.54
Communication Services	1.30
Health Care	1.14
Total	27.74

Top 10/20/30 weights

TOP 10	27.74%
TOP 20	36.68%
TOP 30	43.37%

Statistics

	3 Years
Tracking error ex-post (%)	1.43
Information ratio	-0.93
Sharpe ratio	0.85
Alpha (%)	-1.50
Beta	1.03
Standard deviation	18.24
Max. monthly gain (%)	13.18
Max. monthly loss (%)	-13.74

Above mentioned ratios are based on gross of fees returns

Hit ratio

	3 Years
Months outperformance	14
Hit ratio (%)	38.9
Months Bull market	24
Months outperformance Bull	9
Hit ratio Bull (%)	37.5
Months Bear market	12
Months Outperformance Bear	5
Hit ratio Bear (%)	41.7

Above mentioned ratios are based on gross of fees returns.

Sustainability

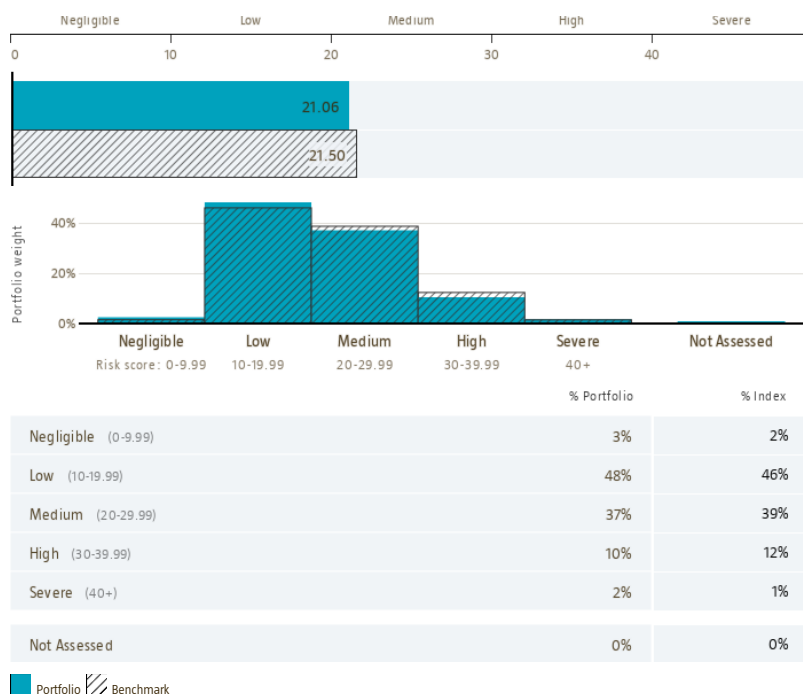
The fund systematically incorporates sustainability in the investment process via exclusions, ESG integration, ESG and environmental footprint targets, and engagement. The fund does not invest in stocks issued by companies that are in breach of international norms or where its activities have been deemed detrimental to society following Robeco's exclusion policy. Financially material ESG factors are integrated in the portfolio construction to ensure the ESG score of the portfolio is better than that of the index. In addition, the environmental footprints of the fund are made lower than that of the benchmark by restricting the GHG emissions, water use and waste generation. With these portfolio construction rules, stocks issued by companies with better ESG scores or environmental footprints are more likely to be included in the portfolio while stocks issued by companies with worse ESG scores or environmental footprints are more likely to be divested from the portfolio. In addition, where a stock issuer is flagged for breaching international standards in the ongoing monitoring, the issuer will become subject to engagement.

ESG Risk Score

The Portfolio Sustainability ESG Risk Rating chart displays the portfolio's ESG Risk Rating. This is calculated by multiplying each portfolio component's Sustainability ESG Risk Rating by its respective portfolio weight. If an index has been selected, those scores are provided alongside the portfolio scores, highlighting the portfolio's ESG risk level compared to the index.

The Sustainability ESG Risk Rating distribution chart shows the portfolio allocations broken into Sustainability's five ESG risk levels: negligible (0-10), low (10-20), medium (20-30), high (30-40) and severe (40+), providing an overview of portfolio exposure to the different ESG risk levels. If an index has been selected, the same information is shown for the index.

ESG Risk Score

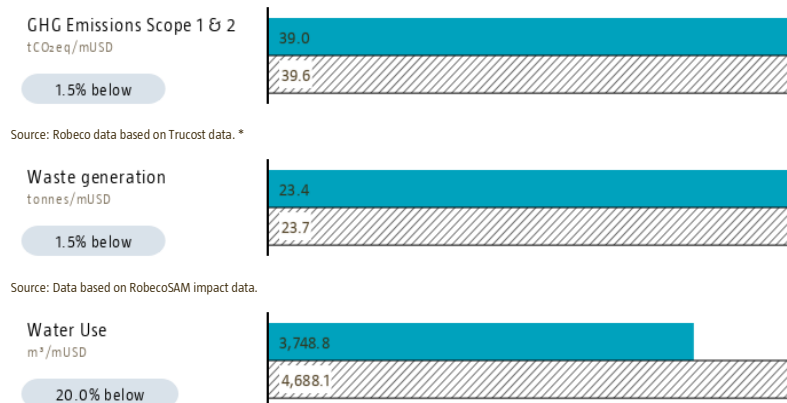


Source: Copyright ©2022 Sustainability. All rights reserved.

Footprint Ownership

Footprint ownership expresses the total resource utilization the portfolio finances. Each assessed company's footprint is calculated by normalizing resources utilized by the company's enterprise value including cash (EVIC). Multiplying these values by the dollar amount invested in each assessed company yields the aggregate footprint ownership figures. The selected index's footprint is provided alongside. Sovereign and cash positions have no impact. The portfolios score is shown in blue and the index in grey.

Environmental Footprint



Source: Data based on RobecoSAM impact data.

Source: Data based on RobecoSAM impact data.

* Source: S&P Trucost Limited © Trucost 2022. All rights in the Trucost data and reports vest in Trucost and/or its licensors. Neither Trucost, nor its affiliates, nor its licensors accept any liability for any errors, omissions, or interruptions in the Trucost data and/or reports. No further distribution of the Data and/or Reports is permitted without Trucost's express written consent.

Asset Allocation

Asset allocation		
Equity		98.7%
Cash		1.3%

Sector allocation

The fund aims to keep sector positions neutral to the index level.

Sector allocation		Deviation index	
Information Technology	28.5%	0.4%	
Health Care	13.6%	0.3%	
Consumer Discretionary	12.1%	0.3%	
Financials	11.1%	-0.4%	
Communication Services	9.5%	-0.1%	
Industrials	8.3%	0.3%	
Consumer Staples	6.0%	-0.2%	
Energy	3.6%	-0.1%	
Real Estate	2.8%	0.2%	
Materials	2.4%	-0.2%	
Utilities	2.1%	-0.5%	

Country allocation

The fund aims to keep country positions neutral to the index level.

Country allocation		Deviation index	
United States	100.0%	0.0%	
Cash and other instruments	0.0%	0.0%	

Investment policy

Robeco QI US Enhanced Index Equities is an actively managed fund that invests in stocks of companies in the US. The selection of these stocks is based on a quantitative model. The fund's objective is to achieve a better return than the index. The fund aims for a better sustainability profile compared to the Benchmark by promoting ESG (i.e. Environmental, Social and corporate Governance) characteristics within the meaning of Article 8 of the European Sustainable Finance Disclosure Regulation and integrating ESG and sustainability risks in the investment process. In addition, the fund applies an exclusion list on the basis of controversial behavior, products (including controversial weapons, tobacco, palm oil and fossil fuel) and countries, next to proxy proxy voting and engagement. The fund aims to gain a well-diversified exposure to an integrated multi-factor stock selection model consisting of proven return factors such as value, quality and momentum. The portfolio overweights stocks with an attractive valuation, a profitable operating business, strong price momentum, and positive recent revisions from analysts. The majority of stocks selected through this approach will be components of the Benchmark, but stocks outside the Benchmark may be selected too. The fund can deviate from the weightings of the Benchmark to a limited extent. Highly ranked stocks are overweighted against the Benchmark, whereas low-ranked stocks are underweighted, resulting in a well-diversified portfolio with a low tracking error relative to the Benchmark of the fund. The fund aims to outperform the benchmark over the long run, whilst still controlling relative risk through the applications of limits (on currencies, countries and sectors) to the extent of deviation from the Benchmark. This will consequently limit the deviation of the performance relative to the Benchmark. The Benchmark is a broad market weighted index that is not consistent with the ESG characteristics promoted by the fund.

Fund manager's CV

Wilma de Groot is Head of the Core Quant Equities capability and Co-head of the Quant Equity Portfolio Management team. She is responsible for Enhanced Indexing, Active Quant and Sustainable Beta strategies and specializes in asset pricing anomalies, portfolio construction and sustainability integration. She has published in various academic publications including the Journal of Impact and ESG Investing, Journal of Banking and Finance, Journal of International Money and Finance, Journal of Empirical Finance and the Financial Analysts Journal. She is a guest lecturer at several universities. Wilma joined Robeco as a Quant Researcher in 2001. Wilma has a PhD in Finance from Erasmus University Rotterdam and holds a Master's in Econometrics from Tilburg University. She is a CFA® charterholder. Tim Dröge is Portfolio Manager Quantitative Equities. He focuses on managing Core Quant strategies, both Enhanced Indexing and Active Quant portfolios. Tim specializes in quantitative stock selection, portfolio construction and Emerging Markets. Previously, he held positions as Portfolio Manager Balanced Investments and Account Manager institutional clients. Tim has been working as a Portfolio Manager since 2001. He started his career at Robeco in 1999. He holds a Master's in Business Economics from Erasmus University Rotterdam. Machiel Zwanenburg is Portfolio Manager Quantitative Equities. He focuses on managing Core Quant strategies, both Enhanced Indexing and Active Quant portfolios and specializes in quantitative stock selection and portfolio construction. One of his areas of expertise is sustainability integration within quantitative equities. Previously, he held positions as Risk Manager at RobecoSAM and Head of Client Portfolio Risk at Robeco. He joined Robeco in 1999 as a member of the Quant Research team. He holds a Master's in Econometrics from Erasmus University Rotterdam and a Master's in Economics from the London School of Economics. Jan de Koning is Portfolio Manager Quantitative Equities. He focuses on managing Core Quant strategies, both Enhanced Indexing and Active Quant strategies and specializes in quantitative stock selection, portfolio construction and sustainability integration. He is also the author of a book on quantitative investing and has published in The Journal of Impact and ESG Investing. Before joining Robeco in 2015, he worked as a fiduciary manager at NN Investment Partners. He started his investment career in 2005 with Centuria Capital and was a Portfolio Manager at Somerset Capital Partners. Jan holds a Master's in Organizational Studies from Tilburg University, is a CFA®, CAIA®, CIPM® and CMT charterholder. He is also a PhD Researcher at the University of Amsterdam focusing on index capitalism in the age of sustainable investing. Yaowei Xu is Portfolio Manager Quantitative Equities with a special focus on emerging markets and Chinese market strategies. Previously, she was part of the Robeco fundamental Emerging Markets team. Prior to joining Robeco in 2014, Yaowei was Senior Portfolio Manager at Pelargos Capital where she co-managed the long/short hedge fund focusing on Asia Pacific ex Japan equities. She started her investment career in 2004 at ABN AMRO Asset Management as Portfolio Risk Manager. Yaowei holds a Master's in Financial Management from Nyenrode Business University. Han van der Boon is Portfolio Manager Quantitative Equities. He focuses on managing Core Quant strategies, both Enhanced Indexing and Active Quant portfolios and specializes in quantitative stock selection and portfolio construction. He was a Technical Portfolio Manager and Operational Portfolio Manager with a focus on equities in the period 2009-2018. He joined Robeco in 1997 as a Business Controller. He holds a Master's in Business Administration from Erasmus University Rotterdam.

Fiscal product treatment

The fund is established in Luxembourg and is subject to the Luxembourg tax laws and regulations. The fund is not liable to pay any corporation, income, dividend or capital gains tax in Luxembourg. The fund is subject to an annual subscription tax ('tax d'abonnement') in Luxembourg, which amounts to 0.01% of the net asset value of the fund. This tax is included in the net asset value of the fund. The fund can in principle use the Luxembourg treaty network to partially recover any withholding tax on its income.

MSCI disclaimer

Source MSCI. MSCI makes no express or implied warranties or representations and shall have no liability whatsoever with respect to any MSCI data contained herein. The MSCI data may not be further redistributed or used as a basis for other indices or any securities or financial products. This report is not approved, endorsed, reviewed or produced by MSCI. None of the MSCI data is intended to constitute investment advice or a recommendation to make (or refrain from making) any kind of investment decision and may not be relied on as such.

Morningstar

Copyright © Morningstar Benelux. All Rights Reserved. The information contained herein: (1) is proprietary to Morningstar and/or its content providers; (2) may not be copied or distributed; and (3) is not warranted to be accurate, complete or timely. Neither Morningstar nor its content providers are responsible for any damages or losses arising from any use of this information. Past performance is no guarantee of future results. For more information on Morningstar, please refer to www.morningstar.com

Disclaimer

This document has been carefully prepared by Robeco Institutional Asset Management B.V. (Robeco). The information contained in this publication is based upon sources of information believed to be reliable. Robeco is not answerable for the accuracy or completeness of the facts, opinions, expectations and results referred to therein. Whilst every care has been taken in the preparation of this document, we do not accept any responsibility for damage of any kind resulting from incorrect or incomplete information. This document is subject to change without notice. The value of the investments may fluctuate. Past performance is no guarantee of future results. If the currency in which the past performance is displayed differs from the currency of the country in which you reside, then you should be aware that due to exchange rate fluctuations the performance shown may increase or decrease if converted into your local currency. Unless otherwise stated, performances are i) net of fees based on transaction prices and ii) with dividends reinvested. Please refer to the prospectus and the Key Investor Information Document of the funds for further details. These are available at the Robeco offices or via the www.robeco.com website. The ongoing charges mentioned in this publication express the operational costs including management fee, service fee, tax d'abonnement, depositary fee and bank charges and is the one stated in the fund's latest annual report at closing date. The information contained in this document is solely intended for professional investors under the Dutch Act on the Financial Supervision (Wet financieel toezicht) or persons who are authorized to receive such information under any other applicable laws. Robeco Institutional Asset Management B.V. has a license as manager of UCITS and AIFs from the Netherlands Authority for the Financial Markets in Amsterdam.