

Allianz Volatility Strategy Fund - PT2 - EUR

Strategy seeking to capture the volatility premium



Investment Objective

The fund invests in derivative financial instruments whose value is dependent on price fluctuations (volatility) on the stock market. In particular, variance swaps are employed that rise in value, if the realized volatility (more precisely: the variance) is lower than the volatility implied in the swap agreement. The success of the investment strategy does not depend on the direction of the market trend but on the actual development of volatility relative to the implied one. The assets that are not held in derivatives are invested in a portfolio with a risk-reward profile similar to the euro money market. The investment objective is long-term capital growth.



Fund Manager

Mikhail Krayzler
(since 07/01/2018)

Performance

Over 10 Years ¹



Annual Performance (%) ¹

	Fund	Benchmark ²
02/29/2012 - 02/28/2013	1.98	–
02/28/2013 - 02/28/2014	1.76	–
02/28/2014 - 02/28/2015	1.90	–
02/28/2015 - 02/29/2016	-1.22	–
02/29/2016 - 02/28/2017	4.87	–
02/28/2017 - 02/28/2018	-0.74	–
02/28/2018 - 02/28/2019	1.34	-0.37
02/28/2019 - 02/29/2020	-3.10	-0.41
02/29/2020 - 02/28/2021	-0.29	-0.47
02/28/2021 - 02/28/2022	4.03	-0.53

Performance History (%) ¹

	YTD	1M	3M	6M	1Y	3Y	3Y p.a.	5Y	5Y p.a.	10Y	10Y p.a.	S. Inc.	S. Inc. p.a.	2017	2018	2019	2020	2021
Fund	-2.20	-0.68	-1.28	-1.74	4.03	0.51	0.17	1.11	0.22	1.11	0.22	14.92	1.38	2.70	-3.40	3.43	-5.81	7.82
Benchmark ²	-0.09	-0.04	-0.14	-0.28	-0.53	-1.40	-0.47	–	–	–	–	–	–	–	-0.37	-0.40	-0.47	-0.51

Past performance does not predict future returns.

Key Information

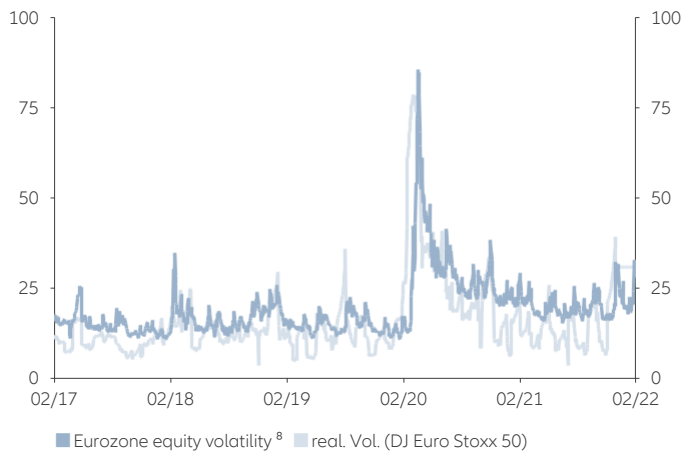
ISIN / German security no.	LU1597245148 / A2D QAF
Bloomberg Ticker / Reuters Ticker	ALLVSPT LX / ALLIANZGI01
Benchmark ²	€STR (in EUR)
EU SFDR Category ³	Article 6
Management company	Allianz Global Investors GmbH
Investment manager	Allianz Global Investors GmbH & Allianz Global Investors U.S. LLC
Custodian bank	State Street Bank International GmbH - Luxembourg branch
Launch date	10/27/2017
Net assets	926.54 mn. EUR
Share class volume	1.78 mn. EUR
Financial year end	9/30/
Accumulation on 12/31/2017	0.99 EUR
Min. investment (prospectus)	50,000 EUR
Registered for sale in	CH, DE, ES, FR, GB, LU

Risk/ Return Ratios ¹

	1 Year	5 Years
Alpha (%)	4.56	–
Sharpe ratio ⁴	1.29	0.11
Volatility (%) ⁵	3.56	5.87
Max. Loss (%)	-2.20	-13.98

Portfolio Structure ⁶

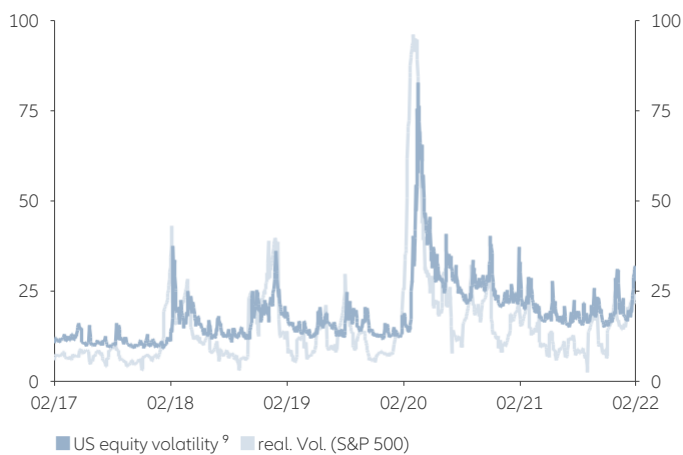
Eurozone volatility history (%) ⁷



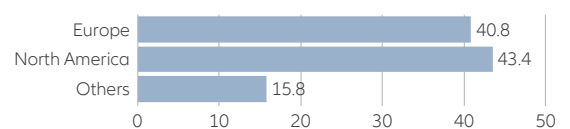
Top 10 Holdings (%)

BUNDESSCHATZANWEISUNGEN FIX 0.000% 16.06.2023	2.72
BUNDESSCHATZANWEISUNGEN FIX 0.000% 10.03.2023	2.72
BONOS Y OBLIG DEL ESTADO FIX 0.400% 30.04.2022	2.71
BONOS Y OBLIG DEL ESTADO FIX 0.000% 30.04.2023	2.71
BUNDESSCHATZANWEISUNGEN FIX 0.000% 10.06.2022	2.70
BUNDESSCHATZANWEISUNGEN FIX 0.000% 15.12.2022	2.30
EUROPEAN INVESTMENT BANK EARN FIX 0.000% 23.05.2023	2.17
FRENCH DISCOUNT T-BILL ZERO 05.10.2022	2.17
SPAIN LETRAS DEL TESORO ZERO 07.10.2022	2.17
LB BADEN-WUERTTEMBERG EMTN PF FIX 0.000% 25.10.2022	2.08
Total	24.45

US volatility history (%) ⁷



Regional allocation of variance swaps as at month end (%)



Fee Structure

Front-end load (%) ¹⁰	currently 2.00 (max. 3.00)
All-in fee in % p.a. ¹⁰	currently 1.19 (max. 1.50)
TER (%) ¹¹	1.23

Key Figures

Effective Duration (%)	1.15
Average nominal return (%)	0.41
Yield to worst (%) ¹²	-0.31
Average rating	AA+
VaR (10 days, 99%) (%)	0.13

Opportunities

- + Strategy to capture the volatility premium
- + Additional investments with prospect of money market-related returns
- + Currency gains against investor currency possible

Risks

- Losses of variance swaps on rising volatility. The volatility of the price of fund units may be strongly increased.
- Underperformance of money market-related investments possible
- Currency losses compared to investor currency possible

FOR FUND DISTRIBUTORS AND PROFESSIONAL INVESTORS ONLY

- 1) Calculated at the net asset value, excl. front-end load, distributions reinvested. Calculation according to method as defined by BVI, the German Fund Companies Association. **Any front-end loads reduce the capital employed and the performance.** All performance data since 10/01/2012 of Allianz Volatility Strategy Fund - PT2 - EUR prior to the launch date, 27/10/2017 refer to another investment fund. This does not imply that Allianz Volatility Strategy Fund - PT2 - EUR will experience a similar performance in the future. All share classes/investment funds mentioned above are based on the same investment objectives and strategies as well as risk profiles and fee structures. Past performance is not a reliable indicator of future results.
- 2) Benchmark history: until 30/09/2021 EONIA (in EUR), until 26/10/2017 no Benchmark (EUR)
- 3) SFDR: EU Sustainable Finance Disclosure Regulation. Information accurate at time of publishing.
- 4) The Sharpe ratio states the relationship between the return generated by the fund and the investment risk. The fund's excess return versus the risk-free market rate is compared to volatility. Negative values are not meaningful.
- 5) Volatility measures the fluctuation range of the fund's performance over a specified period of time.
- 6) This is for guidance only and not indicative of future allocation.
- 7) To simplify the presentation of expected equity volatility, the data shown are for the previous month. For example, the value shown for 7 May reflects the value of expected volatility on 7 April as the effect of the actual volatility is not seen for 30 days.
- 8) Eurozone Equity volatility : Dow Jones EURO STOXX 50 Volatility Index
- 9) US Equity volatility : Chicago Board Options Exchange Market Volatility Index
- 10) If the acquisition of Fund units is subject to a sales charge, up to 100% of such sales charge may be collected by the distributor; the exact amount shall be mentioned by the distributor as part of the investment advisory process. This also applies to any payment by the Management Company of an ongoing distribution fee from the all-in fee to the distributor. The all-in fee includes the expenses previously called management, administration and distribution fees.
- 11) TER generally: Total cost (except transaction costs) charged to the fund during the last financial year. TER for funds-of-funds: The costs incurred by the fund itself (except transaction costs). Since the fund held other investment units ("target funds") in the reporting period, further costs, charges and fees may have been incurred at the level of the target fund.
- 12) Represents the lowest potential yield that an investor could theoretically receive on the bond up to maturity if bought at the current price (excluding the default case of the issuer). The yield to worst is determined by making worst-case scenario assumptions, calculating the returns that would be received if worst-case scenario provisions, including prepayment, call or sinking fund, are used by the issuer (excluding the default case). It is assumed that the bonds are held until maturity and interest income is reinvested on the same conditions. Calculation is before currency hedging. The yield to worst is a portfolio characteristic; in particular, it does not reflect the actual fund income. The expenses charged to the fund are not taken into account. As a result, the yield to worst is not suitable as an indicator of the future performance of a bond fund. Forecasts are not a reliable indicator of future results.

Disclaimer

Investing involves risk. The value of an investment and the income from it may fall as well as rise and investors might not get back the full amount invested. Investing in fixed income instruments may expose investors to various risks, including but not limited to creditworthiness, interest rate, liquidity and restricted flexibility risks. Changes to the economic environment and market conditions may affect these risks, resulting in an adverse effect to the value of the investment. During periods of rising nominal interest rates, the values of fixed income instruments (including positions with respect to short-term fixed income instruments) are generally expected to decline. Conversely, during periods of declining interest rates, the values of these instruments are generally expected to rise. Liquidity risk may possibly delay or prevent account withdrawals or redemptions. Allianz Volatility Strategy Fund is a sub-fund of Allianz Global Investors Fund SICAV, an open-ended investment company with variable share capital organised under the laws of Luxembourg. Past performance does not predict future returns. If the currency in which the past performance is displayed differs from the currency of the country in which the investor resides, then the investor should be aware that due to the exchange rate fluctuations the performance shown may be higher or lower if converted into the investor's local currency. This is for information only and not to be construed as a solicitation or an invitation to make an offer, to conclude a contract, or to buy or sell any securities. The products or securities described herein may not be available for sale in all jurisdictions or to certain categories of investors. This is for distribution only as permitted by applicable law and in particular not available to residents and/or nationals of the USA. The investment opportunities described herein do not take into account the specific investment objectives, financial situation, knowledge, experience or specific needs of any particular person and are not guaranteed. The Management Company may decide to

terminate the arrangements made for the marketing of its collective investment undertakings in accordance with applicable de-notification regulation. The views and opinions expressed herein, which are subject to change without notice, are those of the issuer companies at the time of publication. The data used is derived from various sources, and assumed to be correct and reliable at the time of publication. The conditions of any underlying offer or contract that may have been, or will be, made or concluded, shall prevail. For a free copy of the sales prospectus, incorporation documents, daily fund prices, key investor information, latest annual and semi-annual financial reports, contact the management company Allianz Global Investors GmbH in the fund's country of domicile, Luxembourg, or the issuer at the address indicated below or regulatory.allianzgi.com. Austrian investors may also contact the Austrian information agent Allianz Investmentbank AG, Hietzinger Kai 101-105, A-1130 Vienna. Please read these documents, which are solely binding, carefully before investing. This is a marketing communication issued by Allianz Global Investors GmbH, www.allianzgi.com, an investment company with limited liability, incorporated in Germany, with its registered office at Bockenheimer Landstrasse 42-44, 60323 Frankfurt/M, registered with the local court Frankfurt/M under HRB 9340, authorised by Bundesanstalt für Finanzdienstleistungsaufsicht (www.bafin.de). Allianz Global Investors GmbH has established branches in the United Kingdom, France, Italy, Spain, Luxembourg, Sweden, Belgium and the Netherlands. Contact details and information on the local regulation are available here (www.allianzgi.com/Info). The Summary of Investor Rights is available in English, French, German, Italian and Spanish at <https://regulatory.allianzgi.com/en/investors-rights>. The duplication, publication, or transmission of the contents, irrespective of the form, is not permitted; except for the case of explicit permission by Allianz Global Investors GmbH.