

ODDO BHF Future of Finance

29 FEBRUARY 2024

CN-EUR - Eur | Thematic Equities - Global Financials

Assets Under Management	38 M€	Morningstar™ Category:	① ② ③ ④ ⑤ ⑥ ⑦
NAV per Unit	91.36€	Sector Equity Financial Services	Risk scale (1)
Evolution vs M-1	2.70€ ★	Rating at 1/31/24	6 8 9
			SFDR Classification ²

Countries in which the fund is authorised for distribution to the public:

FR IT CHE DEU ESP

PORTFOLIO MANAGERS

Alex KOAGNE, Christophe SANCHEZ, Olivier D'INCAN

MANAGEMENT COMPANY

ODDO BHF AM SAS

KEY FEATURES

Recommended investment horizon: 5 Years

Inception date (1st NAV): 7/26/18

Inception date of the fund: 8/10/07

Legal structure	FCP
ISIN code	FR0013297512
Bloomberg code	ODEBCNE FP
Dividend policy	Accumulation unit
Minimum (initial) investment	1 thousandth of a unit
Management company (by delegation)	-
Subscriptions/redemptions	11:15am D
Valuation	Daily
Management fees	Maximum 1.25% of assets, inclusive of tax.
Performance fees	20% (inclusive of tax) of the Fund's outperformance relative to the benchmark, once past underperformance over the previous five years has been fully offset and provided that the Fund's absolute return is positive.
Subscription fees	4 % (maximum)
Redemption fees	Nil
Management fees and other administrative or operating costs	1.25 %
Transaction fees received by the Management Company	Transaction fees are listed in the prospectus and may be applied in addition to the fees shown above.

INVESTMENT STRATEGY

ODDO BHF Future of Finance is a global equity fund invested in companies that benefit from the mutations of the financial industry. The fund invests without geographical constraints in various financial themes: banking, payment and transaction services, specialist financial services and disruptive financial companies (among others). A top-down approach and bottom-up fundamental analysis are carried out to identify the most relevant and best positioned companies. The fund seeks to be permanently invested in equities with the objective of long-term capital growth.

Benchmark : MSCI ACWI Financials Index NR in EUR

Net annual performance (12-months rolling)									
from	02/19	02/20	02/21	02/22	02/23				
to	02/20	02/21	02/22	02/23	02/24				
FUND	-7.8%	1.1%	9.4%	-2.9%	4.2%				
Benchmark	-9.7%	-2.7%	19.8%	2.0%	12.5%				
Calendar performance (from January 01 to December 31)									
	2019	2020	2021	2022	2023				
FUND	18.2%	-21.3%	30.9%	-17.5%	9.1%				
Benchmark	13.5%	-24.4%	35.1%	-3.9%	11.6%				
Cumulative and annualized net returns									
	Annualized performance			Cumulative performance					
	3 years	5 years	Inception	1 month	YTD	1 year	3 years	5 years	Inception
FUND	3.5%	0.7%	-1.6%	3.0%	5.5%	4.2%	10.8%	3.3%	-8.6%
Benchmark	11.2%	3.9%	1.3%	4.1%	6.9%	12.5%	37.5%	20.9%	7.3%
Past performance is not an indication of future results. Performance may vary over time.									
Annualized volatility									
						1 year	3 years	5 years	
FUND						17.2%	18.5%	27.9%	
Benchmark						14.0%	14.9%	26.6%	

As no activity was recorded for the unit class from 07/06/2018 to 26/07/2018, no performance was recorded for that period. The Fund's investment strategy was changed on 15 September 2021. Performances recorded prior to this date are therefore not representative of the investment strategy currently in use. The benchmark was the STOXX Europe 600 Banks (Net Return) until 15th September 2021. Since 15th September 2021, the benchmark has been MSCI ACWI Financials Index (Net Return, €).

*The glossary of indicators used is available for download on www.am.oddo-bhf.com in the FUNDS section. | Sources : ODDO BHF AM SAS, Bloomberg, Morningstar®

(1) The summary risk indicator (SRI) is a guide to the level of risk of this product compared to other products. It shows how likely it is that the product will lose money because of movements in the market or because we are not able to pay you. It ranges from 1 (low risk) to 7 (high risk). This indicator is not constant and will change according to the fund's risk profile. The lowest category does not mean risk-free. Historical data, such as that used to calculate the SRI, may not be a reliable indication of the fund's future risk profile. There is no guarantee that the investment objectives in terms of risk will be achieved.

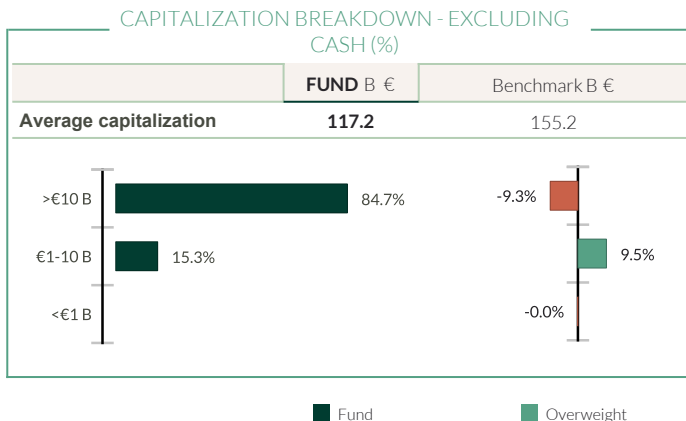
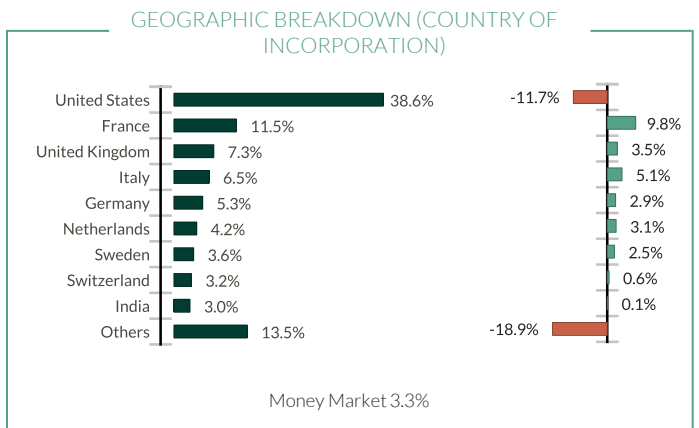
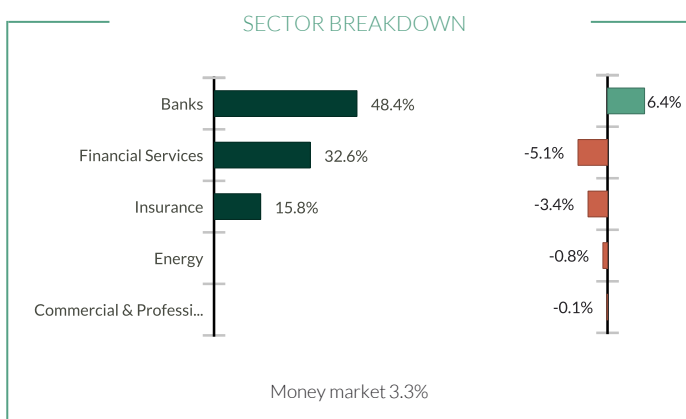
(2) Information on the EU Sustainable Finance Disclosure Regulation (SFDR) can be found in the SFDR classification(2) section of the document.

ODDO BHF Future of Finance

29 FEBRUARY 2024

CN-EUR - Eur | Thematic Equities - Global Financials

Risk measurement	3 Years	5 Years
Sharpe ratio	0.14	0.04
Information ratio	-1.05	-0.47
Tracking Error (%)	7.45	6.55
Beta	1.14	1.02
Correlation coefficient (%)	92.24	97.22
Jensen's Alpha (%)	-9.30	-3.17



■ Fund ■ Overweight ■ Underweight against benchmark

Main portfolio holdings				
	WEIGHT IN THE FUND (%)	Weight in the benchmark (%)	Country	Sector
Jpmorgan Chase & Co	5.95	4.82	United States	Banks
Unicredit Spa	4.25	0.46	Italy	Banks
Ing Groep Nv	3.55	0.41	Netherlands	Banks
Hsbc Holdings Plc	3.45	1.33	United Kingdom	Banks
Bank Of America Corp	3.31	2.20	United States	Banks
Bnp Paribas	3.19	0.55	France	Banks
Visa Inc-Class A Shares	3.10	4.01	United States	Financial Services
Axa Sa	2.81	0.58	France	Insurance
Allianz Se-Reg	2.65	0.96	Germany	Insurance
Wells Fargo & Company	2.34	1.81	United States	Banks

ODDO BHF Future of Finance

29 FEBRUARY 2024

CN-EUR - Eur | Thematic Equities - Global Financials

MONTHLY MANAGEMENT COMMENT

The markets continued their upward trend in February, buoyed by strong earnings reports and the feeling that the start of the central bank rate-cutting cycle is within sight, even if visibility for when this will happen remains very poor. On the central bank front, Christine Lagarde indicated that the signs of a slowdown in wage growth observed in the fourth quarter in the Euro Zone are encouraging, but not yet sufficient to give the ECB confidence that inflation will return to its target. On the economic front, the European Commission has lowered its growth forecasts for 2024, expecting only 0.9% growth for the EU and 0.8% for the Euro Zone (compared with 1.2%). Prices are expected to rise by just 2.7% in the Euro Zone this year. In this context, the Oddo BHF Future of Finance (FoF) fund gained 2.99%. The benchmark index, MSCI ACWI Financial EUR, rose by 4.07%, i.e. underperformance of 1.07% for the fund. Since the start of the year, the underperformance has been 1.60%.

The main contributors (weighting >0.5% of AuM) to the fund's performance were Block (+22.68%), PB Fintech (+17.05%), KKR (+14.09%), Barclays (+13.91%) and UniCredit (+13.91%). Conversely, the main detractors were BNPP (-11.46%), Antin (-10.08%), Western Alliance (-8.88%), Erste Group (-7.87%) and Société Générale (-6.39%).

We believe that the US economy should have a soft landing, as it is difficult to imagine a severe recession occurring with unemployment at 3.8%. Jerome Powell hinted that the Fed could cut its main key rate before inflation reaches the 2% target in order to support the economy, but visibility on when this will happen is very poor. Against this backdrop, we will take advantage of any market correction to increase our exposure to growth stocks (which we reduced following the market rally in November and December). We continue to favour European banks over US banks because of their relative valuation and the return of capital to shareholders. 71% (vs. 72% last month) of the fund is invested in yield stocks, 26% (vs 24%) in growth stocks and 3% in cash.

In terms of portfolio changes, we initiated a position in Barclays and sold our exposure to Intesa, Fineco and CaixaBank. We increased our exposure to Block, Wise, Stone, East West Bancorp and BNPP. Conversely, we reduced our positions in Santander, Blackrock, Bank of Ireland, Bawag and PB Fintech.

RISKS:

The fund is exposed to the following risks : risk of capital loss, equity risk, risk associated with discretionary management, currency risk, risk associated with commitments on forward financial instruments, counterparty risk, risks associated with portfolio concentration, liquidity risk of underlying assets, risk associated with holding small and medium capitalisations, emerging markets risk, Sustainability risk and on an ancillary basis interest rate risk, credit risk

SFDR CLASSIFICATION²

The EU Sustainable Finance Disclosure Regulation (SFDR) is a set of EU rules which aim to make the sustainability profile of funds transparent, more comparable and better understood by end investors. Article 6: The management team does not consider sustainability risks or adverse effects of investment decisions on sustainability factors in the investment decision making process. Article 8: The management team addresses sustainability risks by integrating ESG criteria (Environment and/or Social and/or Governance) into its investment decision making process. Article 9: The management team follows a strict sustainable investment objective that significantly contributes to the challenges of the ecological transition, and addresses Sustainability Risks through ratings provided by the Management Company's external ESG data provider.

DISCLAIMER

This document has been drawn up by ODDO BHF AM SAS. Potential investors should consult an investment advisor before subscribing to the fund. The investor is informed that the fund presents a risk of capital loss, but also many risks linked to the financial instruments/strategies in the portfolio. In case of subscription, investors must read the Key Information Document (KID) and the fund's prospectus in order to acquaint themselves with the detailed nature of any risks incurred and all costs. The value of the investment may vary both upwards and downwards and may not be returned in full. The investment must be made in accordance with investors' investment objectives, their investment horizon and their capacity to deal with the risk arising from the transaction. ODDO BHF AM SAS cannot be held responsible for any direct or indirect damages resulting from the use of this document or the information contained in it. This information is provided for indicative purposes and may be modified at any moment without prior notice. Any opinions presented in this document result from our market forecasts on the publication date. They are subject to change according to market conditions and ODDO BHF AM SAS shall not in any case be held contractually liable for them. The net asset values presented in this document are provided for indicative purposes only. Only the net asset value marked on the transaction statement and the securities account statement is authoritative. Subscriptions and redemptions of mutual funds are processed at an unknown asset value.

A summary of investor rights is available free of charge in electronic form in English language on the website at : https://am.oddo-bhf.com/FRANCE/en/non_professional_investor/infos_reglementaire. The fund may have been authorized for distribution in different EU member states. Investors are advised to the fact that the management company may decide to withdraw with the arrangements it has made for the distribution of the units of the fund in accordance with Article 93a of Directive 2009/65/EC and Article 32a of Directive 2011/61/EU.

The Key Information Document (DEU, ESP, GB, ITL) and the prospectus (FR, GB) are available free of charge from ODDO BHF AM SAS or at am.oddo-bhf.com or at authorized distributors. The annual and interim reports are available free of charge from ODDO BHF AM SAS or on its internet site am.oddo-bhf.com.

The complaints handling policy is available on our website am.oddo-bhf.com in the regulatory information section. Customer complaints can be addressed in the first instance to the following e-mail address: service_client@oddo-bhf.com. The fund is licensed for sale in Switzerland. The Key Information Document, the prospectus, the annual and interim reports for Switzerland can be obtained free of charge from the Swiss Representative and paying agent, RBC INVESTOR SERVICES BANK, succursale de Zürich, Bleicherweg 7, 8027 Zürich, Switzerland.