

CS Nova (Lux) European Senior Loan Fund IAH USD

Fund information

Fixed income

198'363'166

Fund total net assets in EUR

Share class TNA, USD 4'417'673	Share class NAV, USD 1'130.66	Management fee p.a. ¹ 0.65%
MTD (net) return -0.23%	QTD (net) return 2.53%	YTD (net) return 2.53%

Fund details

Investment Manager	Credit Suisse AM Credit Investments Group
Fund launch date	15.12.2017
Share class launch date	15.12.2017
Share class	IAH
Share class currency	USD
Distribution policy	Distributing
Fund domicile	Luxembourg
ISIN	LU1736553932
Benchmark ²	No benchmark

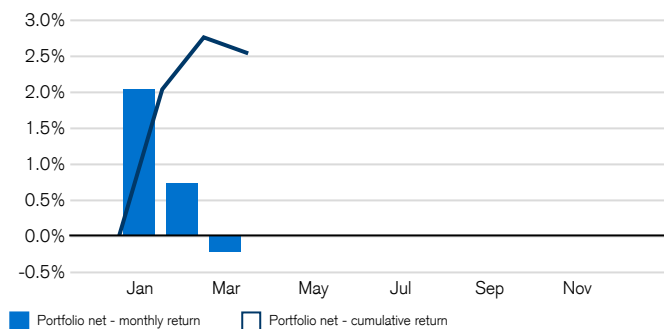
Investment Policy

The aim of the Fund is to provide a high level of risk adjusted income by investing in higher yielding, secured and unsecured floating rate senior loans and other secured and unsecured senior floating rate debt instruments issued by mainly European corporations and other businesses in any currency. The Fund can also invest in certain derivative instruments. The Fund invests in instruments which are typically rated below investment grade credit quality (BB+ or below) or, if not rated, will be of equivalent credit quality. The underlying portfolio seeks to diversify its investments across issuers and industries at all times.

Investing involves risk including the risk of loss of capital. Past performance does not predict future returns. Neither simulated nor historical performance is a reliable indicator for current or future performance.

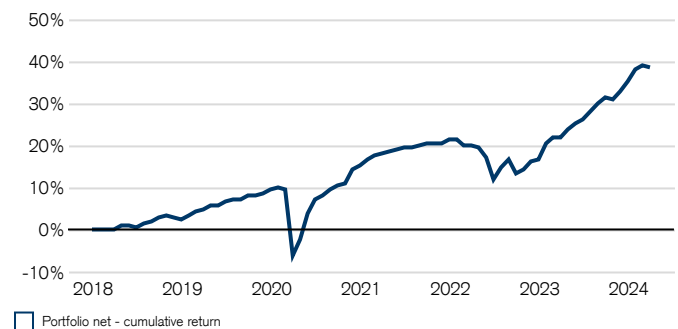
Performance overview - monthly & cumulative

since 01.01.2024



Performance overview - cumulative

since 01.01.2018



Performance overview - monthly & YTD

since 01.01.2024, in %

	Jan	Feb	Mar	Apr	May	Jun	Jul	Aug	Sep	Oct	Nov	Dec	YTD
Portfolio net	2.02	0.72	-0.23										2.53

Performance overview

since 01.01.2018, in %

	Rolling Returns			Annualized Returns			
	1 months	3 months	1 year	3 years	5 years	ITD	
Portfolio net	-0.23	2.53	13.94	5.51	5.81	5.38	

Risk overview - ex post

since 01.01.2018, in %

	Annualized risk, in %			
	1 year	3 years	5 years	ITD
Portfolio volatility	2.69	4.95	8.47	7.60

¹ If the currency of a financial product and/or its costs is different from your reference currency, the return and cost may increase or decrease as a result of currency fluctuations.

² It is not possible to invest in an index. The index returns shown do not represent the results of actual trading of investable assets/securities. Investors pursuing a strategy similar to an index may experience higher or lower returns and will bear the cost of fees and expenses that will reduce return.

Performance overview - yearly

since 01.01.2018, in %

	2018	2019	2020	2021	2022	2023	2024
Portfolio net	2.38	7.02	5.30	5.12	-3.78	15.97	2.53

Key figures

Yield to maturity	8.63%
Average price	95.14
Average coupon	7.77%
3-Yr Discount Margin / Spread to Worst	579
Current yield	8.19%
Average remaining term to maturity in years	4.09

Asset breakdown by asset class

In % of total economic exposure

	Portfolio	Portfolio
Senior Loans	77.09%	
High Yield bonds	13.93%	
Floating-rate Notes (FRN)	4.24%	
Equities	0.01%	
Cash/Cash Equivalents	4.72%	

Asset breakdown by sector

In % of total economic exposure

	Portfolio	Portfolio
Service	22.38%	
Health Care	17.12%	
Media/Telecom	8.87%	
Financial	8.32%	
Information Technology	6.47%	
Transportation	6.33%	
Forest Prod/Containers	4.57%	
Chemicals	4.42%	
Manufacturing	3.97%	
Housing	3.91%	
Gaming/Leisure	3.17%	
Food/Tobacco	2.58%	
Retail	2.56%	
Food and Drug	2.07%	
Consumer Durables	1.50%	
Consumer Non-Durables	1.32%	
Aerospace	0.43%	
Other	0.01%	
Energy	0.00%	
Metals/Minerals	0.00%	

Key figures

Modified duration	0.63
% 1st Lien (Loans Portfolio)	94.31%
Number of Issuers	144
Linear weighted average credit rating	B
Percentage of top 10 positions	16.01%

Asset breakdown by rating bucket

In % of total economic exposure

	Portfolio	Portfolio
BB+	0.00%	
BB	4.34%	
BB-	3.44%	
B+	17.25%	
B	43.95%	
B-	20.02%	
CCC+	5.07%	
CCC	4.18%	
CCC-	0.13%	
CC+	0.00%	
CC	1.30%	
C	0.11%	
D	0.00%	
Not rated	0.21%	

Asset breakdown by country

In % of total economic exposure

	Portfolio	Portfolio
France	23.10%	
United Kingdom	16.93%	
Netherlands	10.67%	
Luxembourg	10.54%	
Germany	9.94%	
United States	9.58%	
Sweden	6.17%	
Italy	2.74%	
Belgium	2.64%	
Others	7.69%	

Top 10 issuers

In % of total economic exposure

Issuer name ³	Portfolio
Markermeer Finance BV	2.01%
Lsf11 Folio Bidco GmbH	1.90%
Aston Finco Sarl	1.59%
Archroma Finance Sarl	1.56%
Garrett LX I Sarl	1.53%
IVC Acquisition Ltd	1.53%
DIOT-SIACI BidCo SAS	1.50%
Speedster Bidco GmbH	1.49%
Domidep	1.47%
Sector Alarm Holding AS	1.44%

³ The individual entities and/or instruments mentioned on this page are meant for illustration purposes only and are not intended as a solicitation or an offer to buy or sell any interest or any investment.

Fund Statistics - ex post

	3 years	5 years
	Portfolio	Portfolio
Maximum drawdown, in %	-7.83	-14.79

Potential Risks

The Fund's risk and reward profile does not reflect the risk inherent in future circumstances that differ from what the Fund has experienced in the recent past. This includes the following events which are rare but can have a large impact.

- Credit risk: Issuers of assets held by the Fund may not pay income or repay capital when due. Part of the Fund's investments may have considerable credit risk.
- Liquidity risk: Assets cannot necessarily be sold at regular cost in an adequately short timeframe. The Fund's investments may be prone to very limited liquidity. The Fund will endeavor to mitigate this risk by various measures.
- Valuation risk: The value of certain assets held by the Fund may be inherently difficult to establish and is potentially the subject of substantial uncertainty.
- Counterparty risk: Bankruptcy or insolvency of the Fund's derivative counterparties may lead to payment or delivery default. The Subfund will endeavor to mitigate this risk by the receipt of financial collateral given as guarantees.
- Operational risk: Deficient processes, technical failures or catastrophic events may cause losses.
- Political and Legal risks: Investments are exposed to changes of rules and standards applied by a specific country. This includes restrictions on currency convertibility, the imposing of taxes or controls on transactions, the limitations of property rights or other legal risks.
- Sustainability risks: Sustainability risks are environmental, social or governance events or conditions that can have a material negative effect on the return, depending on the relevant sector, industry and company exposure.

The product's investment objectives, risks, charges and expenses, as well as more complete information about the product, are provided in the prospectus (or relevant offering document), which should be read carefully before investing.

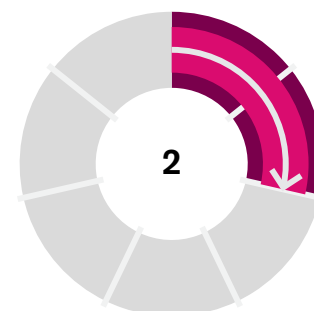
Investors may lose part or all of their invested amount.

The full offering documentation including complete information on risks may be obtained free of charge from a Credit Suisse client advisor, representative, or, where applicable, via Fundsearch (credit-suisse.com/fundsearch).

The investment promoted in this marketing material concerns the acquisition of units or shares in a fund and not of any underlying assets. The underlying assets are owned by the fund only.

Risk profile⁴

PRIIP SRI



Larger values (up to 7) indicate higher risk while lower values (up to 1) indicate lower risk.

Key identifiers

Instrument Name	Credit Suisse Nova (Lux) European Senior Loan Fund IAH USD
Bloomberg ticker	CSEIAHU LX
ISIN	LU1735553932
Valor no.	39530162
Benchmark	No benchmark

Key facts

Fund management company	Credit Suisse Fund Management S.A.
Investment Manager	Credit Suisse AM Credit Investments Group
UCITS	No
SFDR Classification	Article 6
Accounting year end	31. October
Securities lending	No
Ongoing charges ⁵	1.29%
Subscription notice period	daily
Redemption notice period	Twice monthly (1st & 15th or the next business day) with 22 business days notice
Distribution frequency	Quarterly
Last distribution	05.03.2024
Distribution value	20.40
Distribution currency	USD
Swinging single pricing (SSP*)	partial swing NAV

Past performance does not predict future returns. Neither simulated nor historical performance is a reliable indicator for current or future performance.

Quarterly Portfolio Commentary

The CS Nova (Lux) European Senior Loan Fund returned 2.51% in Q1 2024 on a gross basis, outperforming the Credit Suisse Western European Leveraged Loan Index by 12 basis points.

For the first quarter, the fund's security selection within bank loans positively contributed to its relative performance versus the index.

From a sector perspective, Service and Information Technology were both positive contributors to performance. Within both sectors, security selection contributed to outperformance.

Media/Telecommunications and Financial were detractors to performance. Within both sectors, security selection detracted from outperformance.

From a rating perspective, B3 was a positive contributor to performance due to security selection, while Ca was a detractor to performance due to security selection.

The fund continues to be overweight in Service, Financial, and Transportation and is currently underweight in the Information Technology, Chemicals, and Food/Tobacco sectors.

AUM finished the quarter at EUR 198.36mn, down from EUR 205.84 at the end of December 2023.

Quarterly Market Review

The CS Western European Leveraged Loan Index (Non-USD Denomination, hedged to EUR) returned 2.39% in Q1 2024. The average price was 96.52, up 42bps in the quarter. The discount margin for 3-year life was 516bps, down 18bps from last quarter.

From an industry perspective, Q1 outperformance was driven by Aerospace, Food & Drug, and Retail returning 4.47%, 4.27%, and 4.17% respectively. Q1 underperformance was driven by Consumer Durables, Media/Telecommunications, and Transportation returning -5.05%, 0.54%, and 2.11% respectively.

Organized by rating tier, the lower tier, returning 7.10%, outperformed the middle tier with returns of 2.30%, and the upper tier with returns of 1.43%.

⁴ The risk indicator assumes you keep the Product for 5 years. The actual risk can vary significantly if you redeem at an early stage and you may get back less. The Summary Risk Indicator is a guide to the level of risk of this Product compared to other products. It shows how likely it is that the Product will lose money because of movements in the markets. Be aware of currency risk if your reference currency differs from the currency of the Product. You may receive payments in a different currency, so the final return you will get depends on the exchange rate between the two currencies. Investors shall note that the Product may be exposed to further risks such as operational, counterparty, political, sustainability and legal risks that are not included in the Summary Risk Indicator. This Product does not include any protection from future market performance so you could lose some or all of your investment.

⁵ If the currency of a financial product and/or its costs is different from your reference currency, the return and cost may increase or decrease as a result of currency fluctuations.

Outlook

The European loan markets carried forward the momentum seen in Q4 last year and had a strong start to the year with January posting the best monthly returns for the last 12 consecutive months. However, February and March were a period of consolidation and we witnessed negative price action in both those months (albeit positive total return driven by carry) driven by a more balanced macro backdrop around rates and certain issuer-specific stress emerging in the loan and high-yield markets. The current market backdrop has put a lid on the repricing wave that we witnessed in the early part of the year. Having said that, the technical backdrop remains very favorable with limited net issuance and robust CLO (collateralized loan obligations) creation. We expect M&A supply to pick up gradually as we progress through the year.

We continue to expect a tug-of-war between issuer-specific fundamentals and market-wide technicals as we move through the year. As a result, we expect 2024 to be a "carry-minus" year as opposed to 2023 that was a significant "carry-plus" year. Furthermore, we remain very constructive on the market longer term and believe it continues to offer superior risk-adjusted returns through the cycle.

It is not possible to invest in an index. The index returns shown do not represent the results of actual trading of investable assets/securities. Investors pursuing a strategy similar to an index may experience higher or lower returns and will bear the cost of fees and expenses that will reduce returns.

To the extent that these materials contain statements about the future, such statements are forward looking and are subject to a number of risks and uncertainties and are not a guarantee of future results/performance.

Glossary

Ex post	Refers to metrics based on historical data
ITD	Inception-to-date
Maximum drawdown	Represents the worst possible result (in percentage terms) that occurred during the period being analyzed.
MTD	Month-to-date
NAV	Net Asset Value
Ongoing Charges	The calculation of the ongoing charge is based on the Committee of European Securities Regulators/10-674 Directive. For a maximum of 12 months from fund fiscal year end and since inception, the ongoing charges figure is based on estimated expenses. After that, the ongoing charges correspond to the TER of the last annual report. It excludes performance fees and portfolio transaction costs, except in the case of an entry/exit charge paid by the fund when buying or selling shares/units in another collective investment undertaking.
QTD	Quarter-to-date
Rating	A measure of creditworthiness of a financial instrument (e.g. bond) or their issuer (e.g. corporate or sovereign). They are published by credit rating agencies and can be combined into a single representative metric.
Sustainable Finance Disclosure Regulation (SFDR)	Regulation (EU) 2019/2088 of the European Parliament and of the Council of 27 November 2019 on sustainability-related disclosures in the financial services sector
TNA	Total Net Assets
YTD	Year-to-date

Warning statements

Asset breakdown	Indicative allocation may change over time. All holdings are shown strictly for information purposes only and do not constitute investment recommendations of Credit Suisse. Please note that this does not constitute an offer or a solicitation to buy or sell any interest or any investment.
Swinging Single Pricing	For more details, please refer to the relevant chapter "Net Asset Value" of the fund's prospectus
Performance start date	Performance calculation and presentation start with the first full month of an invested strategy. This can lead to a difference in launch and performance start dates.
PRIIP SRI	The Summary Risk Indicator is a guide to the level of risk of this Product compared to other products. It shows how likely it is that the Product will lose money because of movements in the markets.
Yield to maturity/Yield to worst	The shown yield to maturity/yield to worst is calculated as of 31.03.2024 and does not take into account costs, changes in the portfolio, market fluctuations and potential defaults. The yield to maturity / yield to worst is an indication only and is subject to change.

Want to learn more?

Visit: <https://credit-suisse.com/fundsearch>

Important information

Source: Credit Suisse, unless otherwise specified

This material constitutes marketing material of Credit Suisse AG and/or its affiliates (hereafter "CS").

This material does not constitute or form part of an offer or invitation to issue or sell, or of a solicitation of an offer to subscribe or buy, any securities or other financial instruments, or enter into any other financial transaction, nor does it constitute an inducement or incitement to participate in any product, offering or investment.

This marketing material is not a contractually binding document or an information document required by any legislative provision.

Nothing in this material constitutes investment research or investment advice and may not be relied upon. It is not tailored to your individual circumstances, or otherwise constitutes a personal recommendation, and is not sufficient to take an investment decision.

The information and views expressed herein are those of CS at the time of writing and are subject to change at any time without notice. They are derived from sources believed to be reliable.

CS provides no guarantee with regard to the content and completeness of the information and where legally possible does not accept any liability for losses that might arise from making use of the information. If nothing is indicated to the contrary, all figures are unaudited. The information provided herein is for the exclusive use of the recipient.

The information provided in this material may change after the date of this material without notice and CS has no obligation to update the information.

This material may contain information that is licensed and/or protected under intellectual property rights of the licensors and property right holders. Nothing in this material shall be construed to impose any liability on the licensors or property right holders. Unauthorised copying of the information of the licensors or property right holders is strictly prohibited.

The full offering documentation including, the prospectus or offering memorandum, the Key Investor Information Document (KIID), the Key Information Document (KID), the fund rules, as well as the annual and bi-annual reports ("Full offering documentation"), as the case may be, may be obtained free of charge in one of the languages listed below from the legal entity/entities indicated below and where available via FundSearch (credit-suisse.com/fundsearch).

Information on your local distributors, representatives, information agent, paying agent, if any, and your local contacts in respect of the investment product(s) can be found below.

The only legally binding terms of any investment product described in this material, including risk considerations, objectives, charges and expenses are set forth in the prospectus, offering memorandum, subscription documents, fund contract and/or any other fund governing documents.

For a full description of the features of the products mentioned in this material as well as a full description of the opportunities, risks, and costs associated with the respective products, please refer to the relevant underlying securities prospectuses, sales prospectuses, or other additional product documents, which we will be pleased to provide to you at any time upon request.

The investment promoted in this marketing material concerns the acquisition of units or shares in a fund and not of any underlying assets. The underlying assets are owned by the fund only.

This material may not be forwarded or distributed to any other person and may not be reproduced. Any forwarding, distribution or reproduction is unauthorized and may result in a violation of the U.S. Securities Act of 1933, as amended (the "Securities Act"). The securities referred to herein have not been, and will not be, registered under the Securities Act, or the securities laws of any states of the United States and, subject to certain exceptions, the securities may not be offered, pledged, sold or otherwise transferred within the United States or to, or for the benefit or account of, U.S. persons.

In addition, there may be conflicts of interest with regard to the investment.

In connection with the provision of services, Credit Suisse AG and/or its affiliates may pay third parties or receive from third parties, as part of their fee or otherwise, a one-time or recurring fee (e.g., issuing commissions, placement commissions or trailer fees).

Prospective investors should independently and carefully assess (with their tax, legal and financial advisers) the specific risks described in available materials, and applicable legal, regulatory, credit, tax and accounting consequences prior to making any investment decision.

The alternative investment fund manager or the (UCITS) management company, as applicable, may decide to terminate local arrangements for the marketing of the shares/units of a fund, including terminating registrations or notifications with the local supervisory authority.

A summary of investor rights for investing into European Economic Area domiciled investment funds managed or sponsored by Credit Suisse Asset Management can be obtained in English via www.credit-suisse.com/am/regulatory-information, local laws relating to investor rights may apply.

Spain

Regulator / Supervisor legal entity: Comisión Nacional del Mercado de Valores ("CNMV"), Edison, 4, 28006 Madrid Spain, Tel: 34 91 585 15 00, Website: www.cnmv.es

Distributor - if this material is distributed by: Credit Suisse AG, Sucursal en España*, Calle Ayala 42, 28001 Madrid, España

* Legal entity, from which the full offering documentation, the key investor information document (KIID), the fund rules, as well as the annual and bi-annual reports, if any, may be obtained free of charge.

Language versions available: English, German, French or Italian

Copyright © 2024 CREDIT SUISSE. All rights reserved.