

# AXA WF Euro Credit Total Return G EUR

## Key figures (in EUR)

<b>Total assets under management (in million)</b>	<b>407.13</b>	<b>Current NAV (A)</b>	<b>110.15</b>
		12 month NAV price High	119.3
		12 month NAV price Low	104.06

## Performance evolution (in EUR)

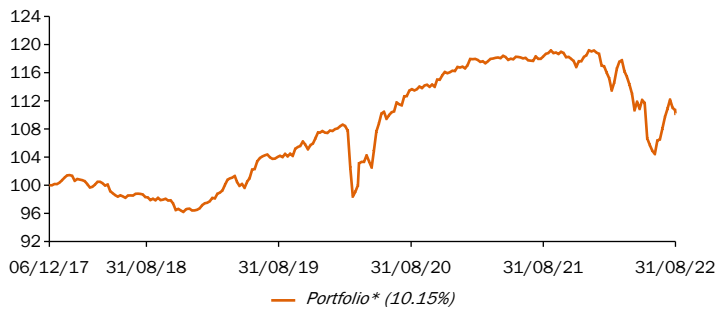
### Annualized performance

	1 Y.	3 Y.	5 Y.	Since launch
Portfolio*	-6.90%	1.90%	-	2.06%

### Cumulative performance

	1 M.	3 M.	6 M.	YTD	Since launch
Portfolio*	0.20%	-1.77%	-4.55%	-7.30%	10.15%

### Performance evolution



Data is rebased to 100 by AXA IM on the graph start date.

### Monthly performance

	Jan	Feb	Mar	Apr	May	Jun	Jul	Aug	Sep	Oct	Nov	Dec	Total
2018 Portfolio*	1.23%	-0.63%	-0.97%	0.50%	-1.44%	-0.60%	0.46%	-0.23%	-0.49%	-0.26%	-1.36%	0.21%	-3.55%
2019 Portfolio*	0.48%	1.11%	1.09%	2.04%	-1.62%	3.28%	1.42%	-0.28%	0.23%	1.19%	0.29%	1.75%	11.45%
2020 Portfolio*	0.28%	0.09%	-8.09%	4.91%	3.02%	1.70%	1.64%	2.33%	0.17%	-0.03%	1.63%	0.55%	7.93%
2021 Portfolio*	0.31%	0.99%	-0.13%	0.52%	-0.26%	0.20%	-0.14%	0.26%	0.52%	-0.53%	-1.27%	1.73%	2.20%
2022 Portfolio*	-0.28%	-2.61%	2.09%	-3.96%	-0.89%	-7.20%	5.64%	0.20%	-	-	-	-	-7.30%

The figures provided relate to previous months or years and past performance is not a reliable indicator as to future performance.

\* 1st NAV date: 06/12/2017

\*\* Benchmark : Please refer to the Benchmark section in the characteristics/disclaimers part of the document.

Source(s): AXA Investment Managers as at 31/08/2022

Editor: AXA Investment Managers Paris S.A.

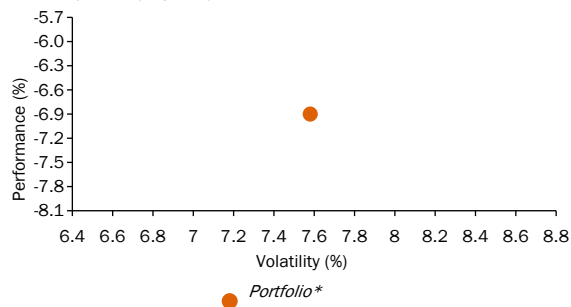
# AXA WF Euro Credit Total Return G EUR

## Risk analysis (please refer to glossary of terms on our website)

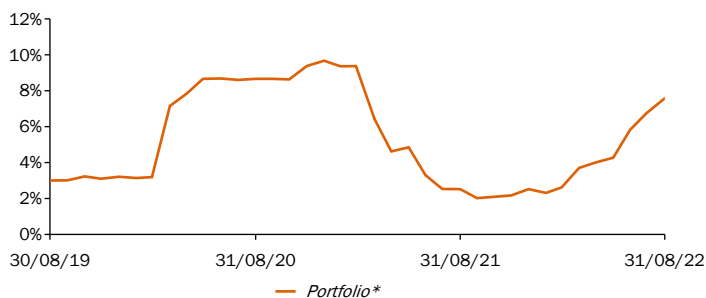
### Risk ratios

	1 Y.	3 Y.	5 Y.	Since launch
<b>Annualized volatility</b>				
Portfolio*	7.58%	8.96%	-	7.59%
<b>Sharpe ratio</b>				
Portfolio*	-0.79	0.31	-	0.38

### Return/risk (1 year)



### Volatility evolution (annualized over 1 year)



\* 1st NAV date: 06/12/2017

\*\* Benchmark : Please refer to the Benchmark section in the characteristics/disclaimers part of the document.

Source(s): AXA Investment Managers as at 31/08/2022

# AXA WF Euro Credit Total Return G EUR

## Objective and investment strategy

The Sub-Fund's investment objective is to maximize total return from a combination of income and capital growth by investing in fixed income securities mainly denominated in Euro over a long term period.

## Benchmark

The fund doesn't have a benchmark.

## Risk characteristics

**Recommended Investment Time Horizon :** This Sub-Fund may not be suitable for investors who plan to withdraw their contribution within 5 years.

Lower risk Higher risk  
 ← Potentially lower reward Potentially higher reward →

1	2	3	4	5	6	7
---	---	---	---	---	---	---

The risk category is calculated using historical performance data and may not be a reliable indicator of the Sub-Fund's future risk profile.

The risk category shown is not guaranteed and may shift over time. The lowest category does not mean risk free.

### Why is this Sub-Fund in this category?

The capital of the Sub-Fund is not guaranteed. The Sub-Fund is invested in financial markets and uses techniques and instruments which are subject to some levels of variation, which may result in gains or losses.

### Significant risks not taken account by the risk indicator

Counterparty Risk: Risk of bankruptcy, insolvency, or payment or delivery failure of any of the Sub-Fund's counterparties, leading to a payment or delivery default. Liquidity Risk: risk of low liquidity level in certain market conditions that might lead the Sub-Fund to face difficulties valuing, purchasing or selling all/part of its assets and resulting in potential impact on its net asset value. Credit Risk: Risk that issuers of debt securities held in the Sub-Fund may default on their obligations or have their credit rating downgraded, resulting in a decrease in the Net Asset Value. Impact of any techniques such as derivatives: Certain management strategies involve specific risks, such as liquidity risk, credit risk, counterparty risk, legal risk, valuation risk, operational risk and risks related to the underlying assets. The use of such strategies may also involve leverage, which may increase the effect of market movements on the Sub-Fund and may result in significant risk of losses.

## General characteristics

Legal form	SICAV
Legal country	Luxembourg
Launch date	26/02/15
Fund currency	EUR
Shareclass currency	EUR

Valuation	Daily
Share type	Accumulation
ISIN code	LU1527607953
Ongoing charges	0.43%
Financial management fee*	0.23%
Maximum management fees	0.45%
Performance fee : none	
Initial min. subscrib.	1 000 000 EUR
Management company	AXA Funds Management S.A.
(Sub) Financial delegation	AXA IM Paris
Delegation of account administration	State Street Bank International GmbH (Luxembourg Branch)
Custodian	State Street Bank International GmbH (Luxembourg Branch)

\*As disclosed in the most recent Annual Report, the ongoing charges calculation excludes performance fees, but includes management and applied services fees. The effective Applied Service Fee is accrued at each calculation of the Net Asset Value and included in the ongoing charges of each Share Class.

## Subscription / Redemption

The subscription, conversion or redemption orders must be received by the Registrar and Transfer Agent on any Valuation Day no later than 3 p.m. Luxembourg time. Orders will be processed at the Net Asset Value applicable to such Valuation Day. The investor's attention is drawn to the existence of potential additional processing time due to the possible involvement of intermediaries such as Financial Advisers or distributors. The Net Asset Value of this Sub-Fund is calculated on a daily basis.

Minimum initial investment: 1,000,000 euros or the equivalent in the relevant currency of the relevant Share class.

## Disclaimers

## For your information

Regulatory documents are available on demand