

Summary of fund objective

The Fund aims to achieve income and to a lesser extent long term capital growth. The Fund seeks to achieve its objective by investing primarily in short term non-investment grade debt securities issued globally including emerging market debt, convertibles and unrated debt securities. For the full objectives and investment policy please consult the current prospectus.

Key facts



Stuart Stanley
Managed fund since
December 2019



Niklas Nordenfelt
Managed fund since
October 2020

Share class launch

12 December 2017

Original fund launch

12 December 2017

Legal status

Luxembourg SICAV with UCITS status

Share class currency

USD

Share class type

Accumulation

Fund size

USD 74.54 mn

Reference Benchmark ¹

Bloomberg Global High Yield Corporate 1-5 Year
Ba/B Index (Total Return) USD Hedged

Bloomberg code

IGHYZUA LX

ISIN code

LU1701678648

Settlement date

Trade Date + 3 Days

Morningstar Rating™

★★★

Risk Indicator ²

Lower risk

Higher risk

1	2	3	4	5	6	7
---	---	---	---	---	---	---

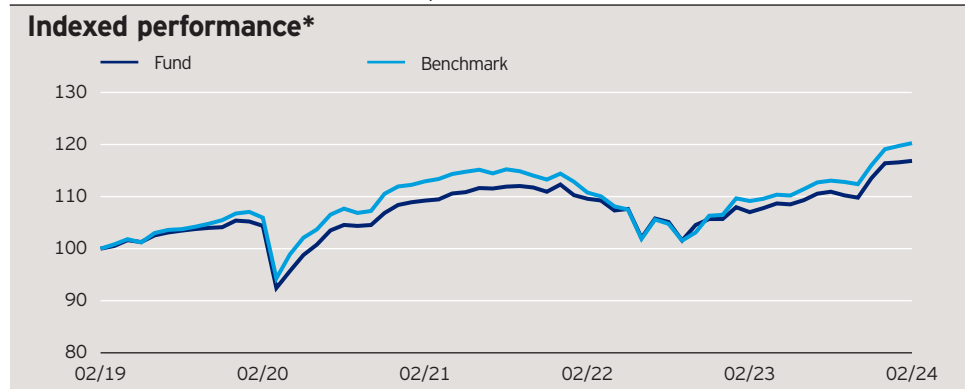
Investment risks

For complete information on risks, refer to the legal documents. The value of investments and any income will fluctuate (this may partly be the result of exchange rate fluctuations) and investors may not get back the full amount invested. Debt instruments are exposed to credit risk which is the ability of the borrower to repay the interest and capital on the redemption date. Changes in interest rates will result in fluctuations in the value of the fund. The fund uses derivatives (complex instruments) for investment purposes, which may result in the fund being significantly leveraged and may result in large fluctuations in the value of the fund. The fund may invest in distressed securities which carry a significant risk of capital loss. Investments in debt instruments which are of lower credit quality may result in large fluctuations in the value of the fund.

Fund Strategy

The fund employs a total return approach which blends top-down risk positioning and bottom-up fundamental research to create a unique opportunity for investors. Independent specialist decision makers interconnected as a global team capture consistent risk-adjusted returns over a market cycle with an emphasis on higher quality issuers whose ability to refinance debt does not depend on market conditions. This combination is designed to mitigate downside risk and volatility.

Past performance does not predict future returns. The performance period shown here starts on the last day of the first indicated month and ends on the last day of the last indicated month.



Cumulative performance*

in %	YTD	1 month	1 year	3 years	5 years
Fund	0.39	0.25	9.20	6.98	16.86
Benchmark	0.98	0.46	10.19	6.49	20.27
Quartile ranking	3	2	3	2	2
Absolute ranking	110/156	78/156	98/143	34/116	43/91

MStar Category: EAA Fund Global High Yield Bond

Calendar year performance*

in %	2019	2020	2021	2022	2023
Fund	10.40	2.84	3.62	-5.89	10.13
Benchmark	11.34	4.86	2.20	-6.92	11.84

Standardised rolling 12 month performance*

in %	02.14	02.15	02.16	02.17	02.18	02.19	02.20	02.21	02.22	02.23
Fund	-	-	-	0.00	4.50	4.39	4.64	0.32	-2.35	9.20
Benchmark	-	-	-	0.00	4.42	5.95	6.59	-1.92	-1.46	10.19

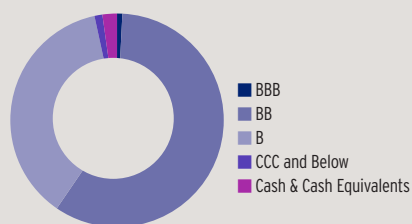
The performance data shown does not take account of the commissions and costs incurred on the issue and redemption of units. Returns may increase or decrease as a result of currency fluctuations. The investment concerns the acquisition of units in an actively managed fund and not in a given underlying asset.

Invesco Global High Yield Short Term Bond Fund

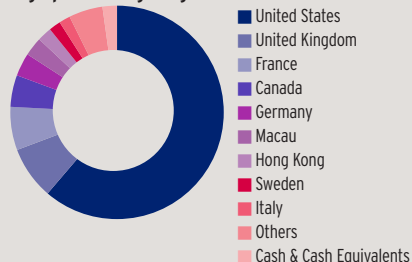
Z-Acc Shares

29 February 2024

Credit ratings of the fund in %*



Geographical weightings of the fund in %*



NAV and fees

Current NAV

USD 12.18

12 month price high

USD 12.22 (26/02/2024)

12 month price low

USD 11.09 (16/03/2023)

Minimum investment ³

USD 1,500

Entry charge

Up to 5.00%

Annual management fee

0.43%

Ongoing charges ⁴

0.63%

Credit ratings*

(average rating: BB-)

	in %
BBB	0.8
BB	58.8
B	37.1
CCC and Below	1.2
Currency Forwards	-0.1
Cash & Cash Equivalents	2.2

Duration distribution*

(average duration: 2.4)

	in %
0-1 year	8.1
1-3 years	57.0
3-5 years	34.8
5-7 years	0.0
7-10 years	0.0
10-15 years	0.0

Sector weightings*

	in %
Corporate Bonds	97.9
Industrial	88.9
Financials	7.6
Utility	1.4
Currency Forwards	-0.1
Cash & Cash Equivalents	2.2

Yield %*

Gross Current Yield	5.47
Gross Redemption Yield	6.31

Geographical weightings*

	in %
United States	61.3
United Kingdom	8.0
France	6.6
Canada	4.8
Germany	3.5
Macau	2.9
Hong Kong	2.2
Sweden	1.8
Italy	1.7
Others	5.1
Currency Forwards	-0.1
Cash & Cash Equivalents	2.2

Maturity distribution*

	in %
0-1 year	4.8
1-3 years	35.3
3-5 years	55.0
5-10 years	5.0
10-20 years	0.0
20+ years	0.0

Currency exposure*

	in %
USD	99.6
EUR	0.2
GBP	0.2

Source: *Invesco. Costs may increase or decrease as result of currency and exchange rate fluctuations. Consult the legal documents for further information on costs. Portfolio weightings and allocations are subject to change. The weightings for each breakdown are rounded to the nearest tenth or hundredth of a percent; therefore, the aggregate weights for each breakdown may not equal 100%. **A discretionary cap on multiple components of the total costs is maintained. This discretionary cap may positively impact the performance of the Share Class.**

Invesco Global High Yield Short Term Bond Fund

Z-Acc Shares

29 February 2024

Important Information

¹Previous Benchmark: Bloomberg Global High Yield Corporate 1-5 Year Ba/B Index (Total Return) up to 30 November 2022.

²The Risk Indicator is subject to change and is correct based on the data available at the time of publication.

³The minimum investment amounts are: USD 1,500 / EUR 1,000 / GBP 1,000 / CHF 1,500 / SEK 10,000. Please contact us or refer to the most up to date Prospectus for details of minimum investment amounts in other currencies.

⁴The Ongoing Charges figure includes the annual management fee and other administrative or operating costs. It is a percentage of the value of your investment per year. This is an estimate based on actual costs over the last year. It excludes portfolio transaction costs except in the case of an entry or exit charge paid by the Fund when buying or selling shares/units in another fund.

This marketing communication is exclusively for use by Professional investors in Continental Europe. This communication may also be used by financial intermediaries in the United States as defined below. It is not intended for and should not be distributed to the public. For the purpose of the distribution of this document, Continental Europe is defined as Austria, Belgium, Switzerland, Germany, Spain, Finland, France, Italy, Luxembourg, Netherlands, Norway, Sweden. By accepting this material, you consent to communicate with us in English, unless you inform us otherwise. Data as at 29 February 2024, unless otherwise stated.

This is marketing material and not financial advice. It is not intended as a recommendation to buy or sell any particular asset class, security or strategy. Regulatory requirements that require impartiality of investment/investment strategy recommendations are therefore not applicable nor are any prohibitions to trade before publication. Views and opinions are based on current market conditions and are subject to change. The yield shown is expressed as a % per annum of the current NAV of the fund. It is an estimate for the next 12 months, assuming that the fund's portfolio remains unchanged and there are no defaults or deferrals of coupon payments or capital repayments. The yield is not guaranteed. Nor does it reflect any charges. Investors may be subject to tax on distributions. For information on our funds and the relevant risks, refer to the Key Information Documents/Key Investor Information Documents (local languages) and Prospectus (English, French, German, Spanish, Italian), and the financial reports, available from www.invesco.eu. A summary of investor rights is available in English from www.invescomanagementcompany.lu. The management company may terminate marketing arrangements. Not all share classes of this fund may be available for public sale in all jurisdictions and not all share classes are the same nor do they necessarily suit every investor.

© 2024 Morningstar. All rights reserved. The information contained herein: (1) is proprietary to Morningstar and/or its content providers; (2) may not be copied or distributed; and (3) is not warranted to be accurate, complete or timely. Neither Morningstar nor its content providers are responsible for any damages or losses arising from any use of this information.

Issued by Invesco Management S.A., President Building, 37A Avenue JF Kennedy, L-1855 Luxembourg, regulated by the Commission de Surveillance du Secteur Financier, Luxembourg. **Switzerland:** Issued in Switzerland by Invesco Asset Management (Schweiz) AG, who act as representative for the funds distributed in Switzerland. Paying agent in Switzerland: BNP PARIBAS, Paris, Zurich Branch, Selnaustrasse 16 8002 Zürich. The Prospectus, Key Information Document, and financial reports may be obtained free of charge from the Representative. The funds are domiciled in Luxembourg.

Additional information for financial intermediaries in the United States: This document is intended for distribution to US financial intermediaries for informational purposes and in relation to their activities with offshore clients only. The Funds are not registered under any US securities law, and may not be offered or sold directly or indirectly in the US, its territories or possessions, nor to any US persons, citizens or residents. The Fund must not be marketed on US soil. Issued in the US by Invesco Distributors, Inc., 11 Greenway Plaza, Suite 1000, Houston, Texas 77046, USA. Invesco Distributors, Inc. is the appointed US sub-distributor of the Invesco Funds SICAV. All entities are indirect, wholly owned subsidiaries of Invesco Ltd.

29 February 2024

The Fund complies with Article 8 with respect to the EU's Sustainable Finance Disclosure Regulation*. As such, the fund promotes, among other characteristics, environmental or social characteristics or a combination of those characteristics. In addition, the companies in which the fund invests follow good governance practices. *Regulation (EU) 2019/2088 on sustainability - related disclosures in the financial services sector.

The Fund embeds an exclusionary framework to specific activities based on UN Global Compact, severe governmental sanctions, revenue thresholds for certain activities linked to environmental and/or social criteria, as well as ensuring that companies follow good governance practices. The list of activities and their thresholds are listed below. For further details on the exclusion framework and characteristics applied by the fund please refer to the website of the manager <https://www.invescomanagementcompany.lu>:

*At Invesco we continuously monitor any applicable sanctions, including those imposed by the UN/US/EU and UK. These sanctions may preclude investments in the securities of various governments/regimes/entities and as such will be included in our compliance guidelines and workflows (designed to ensure compliance with such sanctions). The wording of international sanctions is something that we pay particular attention to as there are occasions where sanctions can exist in limited form, for example allowing investments in the secondary market. In addition to sanctions targeting entire countries, there are other thematic regimes, which may focus for example on human rights, cyber attacks, terrorist financing and corruption, which may apply to both individuals and/or entities/corporations.

Any investment decision should take into account all the characteristics of the fund as described in the legal documents. For sustainability related aspects, please refer to: <https://www.invesco-managementcompany.lu/lux-manco/literature>.

Invesco has an investment-led ESG approach. We provide a comprehensive range of ESG-focused capabilities that enable clients to express their values through investing. We also integrate financially material ESG considerations across our investment platform, taking into account critical factors that help us deliver strong outcomes to clients.