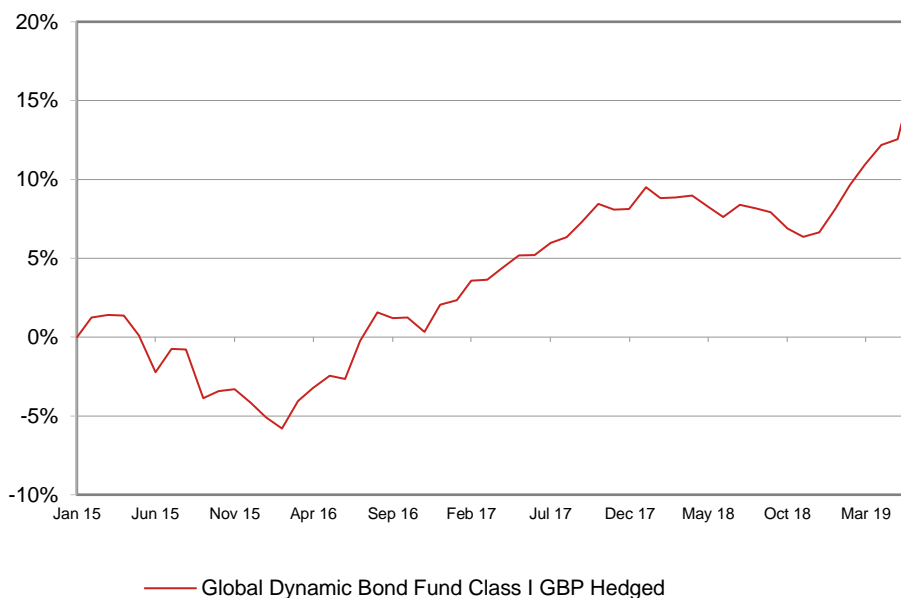


## INVESTMENT OBJECTIVE

The fund aims to provide a combination of income and growth through investing principally in a broad range of debt securities with fixed or variable rates of income. A discretionary (unconstrained) approach combining a thematic top-down macro view with fundamental bottom-up selections. The portfolio will use both cash bonds and fixed income-related derivatives to dynamically adjust strategic positions of shorter-term market movements.

## CUMULATIVE PERFORMANCE (as at 30 June 2019)



## CUMULATIVE PERFORMANCE (as at 30 June 2019)

	Since launch	1m	3m	6m	1y	3y
Fund	16.20%	3.25%	4.74%	8.96%	7.97%	19.37%

## DISCRETE PERFORMANCE (as at 30 June 2019)

	1 year to 28/06/2019	1 year to 28/06/2018	1 year to 28/06/2017	1 year to 28/06/2016
Fund	7.97%	2.31%	8.07%	-0.44%

Source: NAMUK. Fund and Index performance is shown in local currency, on a single price basis with income reinvested into the fund.

## VOLATILITY AND RISK

	3 Years
Alpha	-
Beta	-
Information Ratio	-
Tracking Error	-
Standard Deviation	3.25

## FUND FACTS

Fund Size	418.8m USD
Fund managers	Richard Hodges
Launch Date	30/01/2015
Base Currency	US Dollar
Pricing Frequency	Daily
Sector	Fixed Int - Global
Benchmark	n/a
Domicile	Ireland

## SHARE CLASS DETAILS

ISIN Code	IE00BTL1GV74
Bloomberg Ticker	NGDBGH
Minimum Initial Inv	1,000,000 USD
Minimum Further Inv	250,000 USD
Initial Charge	0.00%
Management Fee	0.60%
Total Expense Ratio	0.75%
Latest NAV per share	116.20 GBP
Share Class Currency	GBP
Dividend Frequency	n/a
Dividend Pay dates	n/a
Morningstar Rating	*****

## TRADING DETAILS

Trading cutoff	13:00 GMT
Trading frequency	Daily
Valuation time	15:00 GMT
Settlement	T+4

## RISK

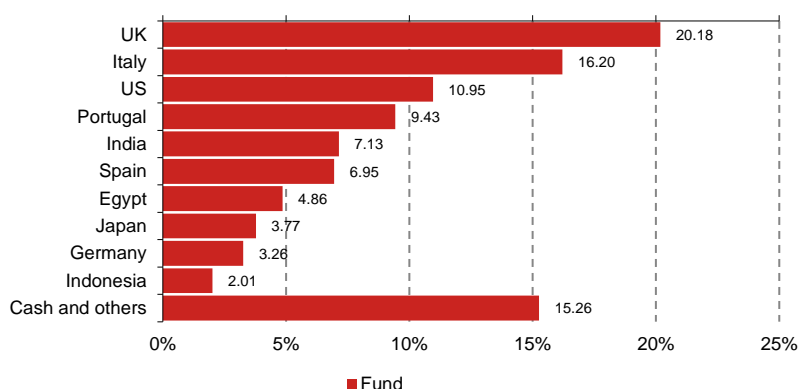
Typically lower rewards, lower risk

Typically higher rewards, higher risk

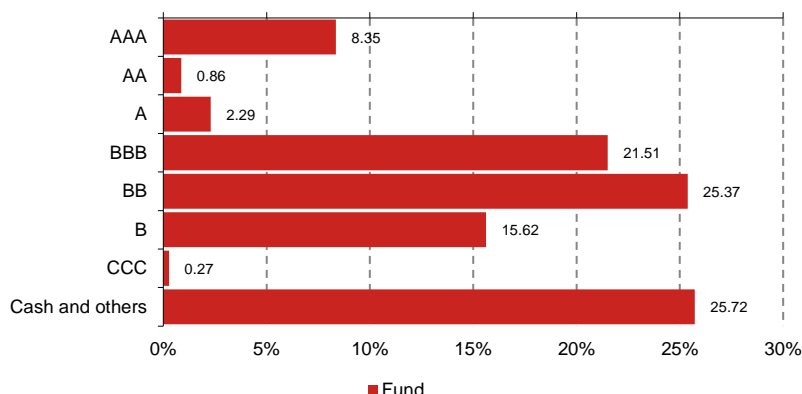


The table demonstrates where the fund ranks in terms of its potential risk and reward. The higher the rank the greater the potential reward but the greater the risk of losing money. It is based on past data, may change over time and may not be a reliable indication of the future risk profile of the fund.

## ■ GEOGRAPHIC BREAKDOWN



## ■ RATING DISTRIBUTION



## ■ TOP HOLDINGS

OBRIGACOES 2.2% 10/17/22	8.89%
BUONI POLI 3.85% 09/01/49	6.65%
US TREAS BDS 3.0% 2/15/49	6.59%
BUONI POLI 3.35% 03/01/35	6.05%
ARAB REPU 6.375% 04/11/31	3.05%
BARCLAYS PLC V/R /PERP	2.71%
IBERCAJA BANCO PERP/EUR	2.07%
CAIXABANK SA V/R /PERP/	2.06%
ARAB REP 8.7% 03/01/49	1.81%
ROYAL BK SCOTLND GR V/R	1.55%

## ■ PORTFOLIO CHARACTERISTICS

Number of holdings (Issues)	82
Duration	7.02
VAR	2.86
Foreign FX Exposure %	2.08
Credit Delta (100bp) %	6.67
Convertibles Eq. Delta %	34.97

## ■ CONTACT DETAILS

Email: [info@nomura-asset.co.uk](mailto:info@nomura-asset.co.uk)  
Tel: +44 207 521 1747  
[www.nomura-asset.co.uk](http://www.nomura-asset.co.uk)

## ■ FUND MANAGERS



### Richard Hodges

Richard 'Dickie' Hodges has 32 years of investment experience and has been with Nomura since 2014.

## ■ IMPORTANT INFORMATION

The fund is a sub-fund of Nomura Funds Ireland plc, which is authorised by the Central Bank of Ireland as an open-ended umbrella investment company with variable capital and segregated liability between its sub-funds, established as an undertaking for Collective Investment in Transferable Securities under the European Communities (Undertakings for Collective Investment in Transferable Securities) Regulations 2011. This document was prepared by Nomura Asset Management U.K. Ltd and is not intended for distribution to or use by any person or entity in any jurisdiction or country where such distribution or use would be contrary to law or regulation. The shares in the fund have not been and will not be offered for sale in the United States of America, its territories or possessions and all areas subject to its jurisdiction, or to United States Persons. This document is not intended in any way to indicate or guarantee future investment results as the value of investments may go down as well as up. Values may also be affected by exchange rate movements and investors may not get back the full amount originally invested. The fund may invest in Emerging Markets and High Yield debt securities which tend to be more volatile than those of more developed capital markets or investment grade securities so any investment is at greater risk. The strategy may invest in derivatives including (but not limited) to futures, forwards, options, swaps and swaptions. Some of these securities are exchange traded, others are not. Derivatives traded on an exchange are guaranteed by the exchange. Derivatives that are not exchange traded carry risk of default by the counterparty. In almost all cases (other than long positions in options), the derivatives used may result in losses greater than the amount of the original investment. Investors in the Nomura Funds Ireland umbrella cannot experience losses greater than the amount invested. At times the fund may invest in cash, near cash and / or deposits up to 100% and have derivatives exposures of up to 100% of the fund's assets. More details of the use of financial derivative techniques are available from the Statement of Risk Management Process of Nomura Funds Ireland plc. Before purchasing any investment fund or product, you should read the related prospectus and fund documentation, including full details of all the risks associated with it, to form your own assessment and judgement on whether this investment is suitable in light of your financial knowledge and experience, investment objectives and financial or tax situation and whether to obtain specific advice from an investment professional. The prospectus and Key Investor Information Document are available in English from the Nomura Asset Management U.K. Ltd website at [www.nomura-asset.co.uk](http://www.nomura-asset.co.uk). Nomura Asset Management U.K. Ltd. is authorised and regulated by the Financial Conduct Authority. Portfolio data source: Nomura Asset Management U.K. Ltd.