



29 November 2019

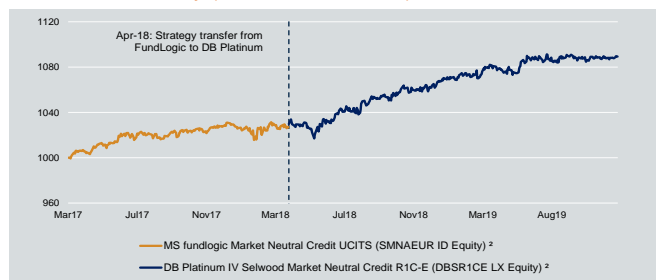
DB Platinum IV Selwood Market Neutral Credit

Investment Strategy

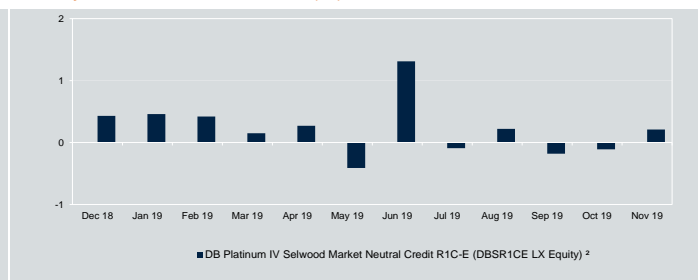
Fund Assets under Management: € 541,815,693

The Fund provides access to a UCITS compliant version of the Selwood Market Neutral Credit Strategy managed by Sofiane Gharred and his team at Selwood Asset Management ("Selwood"). The strategy was launched in September 2015 and trades a single investment strategy focused on liquid credit indices within the investment grade credit space. It implements the strategy by investing in CDX and iTraxx indices, tranches of these, index options and single name CDS. The goal is to achieve a market neutral portfolio which has a positive carry and positive convexity. The strategy attempts to monetise the dislocation between the actual credit spread of the CDX and iTraxx index and that implied by the CDS of the underlying index components. There has been a persistent difference between these spreads since the indices were launched in 2004, largely due to the indices being used predominantly to hedge credit exposure. The team will buy CDS on the most risky single name credits in order to minimise the risk of default to the portfolio. In addition to the core strategy supplemental alpha opportunities arise from roll yield as the index rolls twice per annum to the new on-the-run series, the strategy will profit from the technical cheapening of the previous on-the-run index; the strategy also utilises derivatives such as options to create a positively convex return profile in order to try to minimise market risk.

Performance History (10.03.17 – 29.11.19)⁽¹⁾



Monthly Return Last 12 Months (%)⁽¹⁾



Key Benefits

- Selwood Asset Management LLP ("Selwood") was established in 2015 in London, UK.
- The Fund provides access to a UCITS compliant version of Selwood flagship strategy ("Selwood Market Neutral Credit Offshore Fund") managed by Sofiane Gharred⁽³⁾.
- Selwood manages over \$3.7 billion as of September 2019⁽⁴⁾.
- The Selwood Market Neutral Credit Offshore Fund has generated annualised returns of 11.6% since inception, with an attractive Sharpe ratio of 6.60⁽⁴⁾.
- An independent third party will calculate NAVs and publish these daily.
- Currency hedges are effected for share classes not denominated in EUR to partly protect against fluctuations of exchange rate⁽⁵⁾.
- The strategy seeks to exploit the persistent dislocation between spreads of specific investment grade credit indices. It will invest long and short in a market neutral manner, either directly in credit indices or indirectly using derivatives on these indices.
- The strategy also utilises derivatives such as options to create a positively convex return profile in order to try to minimise market risk.

Key Risks

- The Fund provides exposure to bond markets and may also provide exposure to other asset classes, which may be highly volatile and result in losses.
- The Fund may enter into one or more derivatives with a number of counterparties. If any of the counterparties fail to make payments (for example, it becomes insolvent) this may result in your investment suffering a loss.
- The Fund is not guaranteed and your investment is at risk. The value of your investment may go down as well as up. The Fund has been designed for investors who are looking for long term capital growth through exposure to alternative investment strategies. As the Fund may therefore employ complex strategies (including the use of derivatives), it is intended only for knowledgeable and experienced investors who are able to understand and evaluate both the investment strategy and its inherent risks (such understanding and evaluation may be gained through advice from a professional advisor).
- The Fund relies upon the performance of the Investment Manager and the successful implementation of the Strategy. If the Investment Manager performs poorly or the Strategy is not successful, the value of your investment is likely to be adversely affected.
- Movements in exchange rates can impact the value of your investment. If the currency of your country of origin is different from the currency in which the underlying investments of the Fund are made (EUR), the value of your investment may increase or decrease subject to movements in exchange rates.
- The Fund is complex and may use derivatives to take long or short positions on various markets and increase exposure to particular investments. The use of derivatives involves a high level of risk as derivatives can be highly leveraged, highly volatile, and may increase gains as well as magnify losses.
- The Investment Manager may, subject at all times to the Investment Restrictions, use financial leverage in managing the Fund, including increasing investment capacity, covering operating expenses and making withdrawal payments or for clearance of transactions. Financial leverage includes, but is not limited to, buying securities on margin.
- The Fund offers weekly liquidity only. Due to the limited liquidity further losses may be incurred until the execution of a redemption order.

Monthly Fund Performance (R1C-E Share Class)⁽⁶⁾⁽⁷⁾

| Year | Jan | Feb | Mar | Apr | May | Jun | Jul | Aug | Sep | Oct | Nov | Dec | YTD |
|------|--------|-------|--------|-------|--------|-------|--------|--------|--------|--------|-------|-------|--------|
| 2019 | 0.46% | 0.42% | 0.15% | 0.27% | -0.41% | 1.31% | -0.09% | 0.22% | -0.18% | -0.11% | 0.21% | | 2.26% |
| 2018 | -0.42% | 0.12% | 0.17% | 0.15% | -0.72% | 1.15% | 0.99% | 0.19% | 0.75% | 0.37% | 0.27% | 0.43% | 3.51% |
| 2017 | | | 0.65%* | 0.24% | 0.43% | 0.44% | 0.27% | -0.11% | 0.43% | 0.20% | 0.18% | 0.15% | 2.92%* |

*Performance for the month has been calculated since the share class launch.

Please note DB Platinum IV Selwood Market Neutral UCITS was transferred from the Morgan Stanley Fundlogic platform to the DWS Alternative UCITS platform on 13th April 2018. As the Investment Manager, Selwood, and the strategy remained the same, the track record of the corresponding MS standard institutional share class (launched in Mar-16) prior to inception of the DWS successor fund is also shown above. The longest running R- share class of the fund is shown.

(1) Source: DWS. The Fund's performance is shown net of all fund fees. **Past performance is not a reliable indicator of future results.** (2) The performance shown prior to 13 April 2018 is that of the Fundlogic Alternatives Plc-Market Neutral Credit UCITS fund (the "FundLogic Selwood fund"). The Selwood Market Neutral Credit strategy transferred from the Fundlogic platform to the DB Platinum platform on 13 April 2018. The DB Platinum IV Selwood Market Neutral Credit Fund has the same Investment Manager and Investment strategy as the FundLogic Selwood fund, and all performance shown subsequently is that of the Fund. (3) The Fund does not provide exposure to the Selwood Market Neutral Credit Offshore Fund and no representation is made that the Fund is likely to achieve returns similar to Selwood Market Neutral Credit Offshore Fund's track record. (4) Source: Selwood Asset Management LLP as of 30 September 2019. Sharpe ratio is based on 1 month US Libor. **Past performance is not a reliable indicator of future results.** Please refer to the Disclaimer on the last page of this factsheet. (5) There may be differences between the performances of share classes denominated in different currencies; any gain or loss in the Fund during the calendar month is not hedged and is exposed to FX risks. (6) Source: DWS. The Fund's performance is shown net of all fund fees. **Past performance is not a reliable indicator of future results.** (7) The performance shown prior to 13 April 2018 is that of the Fundlogic Alternatives Plc-Market Neutral Credit UCITS fund (the "FundLogic Selwood fund"). The Selwood Market Neutral Credit strategy transferred from the Fundlogic platform to the DB Platinum platform on 13 April 2018. The DB Platinum IV Selwood Market Neutral Credit Fund has the same Investment Manager and Investment strategy as the FundLogic Selwood fund, and all performance shown subsequently is that of the Fund. All information as of 29 November 2019 unless otherwise specified. Please refer to the disclaimers at the end of this document.

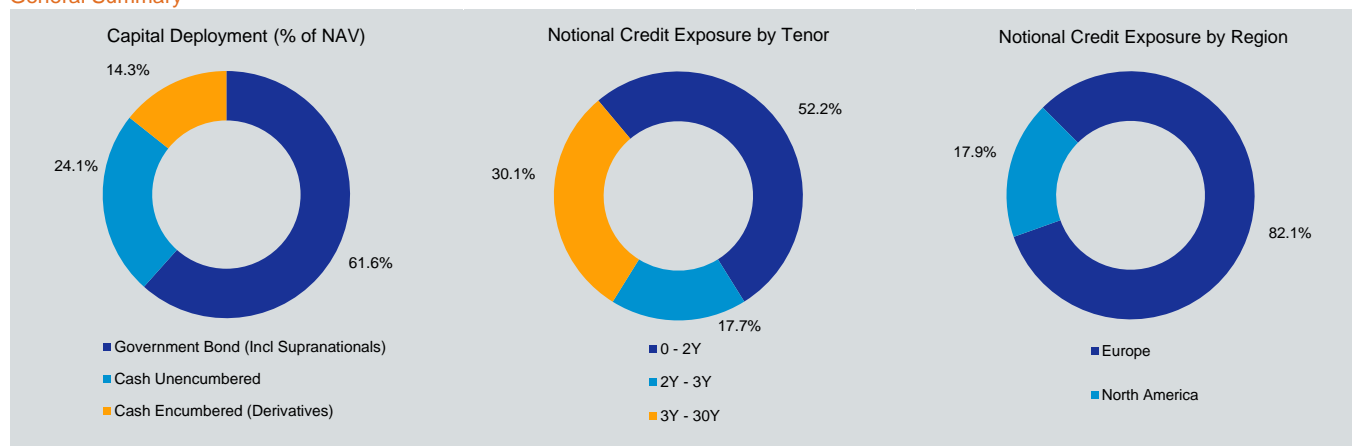
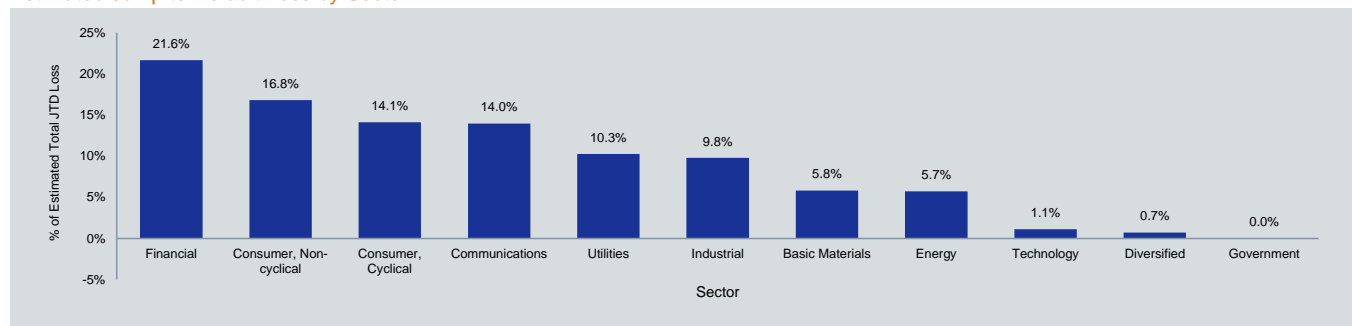
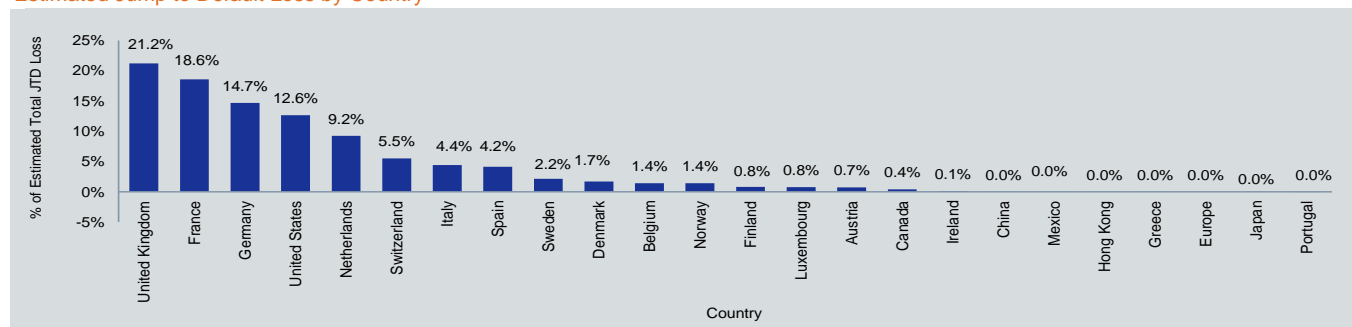




29 November 2019

Key Facts

| Issuer / Manager | DB Platinum IV / DWS Investment S.A. | | | | |
|---|--|--------------|--------------|--------------|--------------|
| Share Classes | R1C-E | R1C-U | R0C-U | R0C-E | R0C-G |
| WKN | A2JG DY | A2JG Z | A2JG 3 | A2JG 2 | A2JG 1 |
| BBG Ticker | DBSR1CE LX | DBSR1CU LX | - | - | - |
| ISIN | LU1769346039 | LU1769346112 | LU1769346542 | LU1769346468 | LU1769346385 |
| Currency | EUR | USD | USD | EUR | GBP |
| Tax Reporting (ISO Country Codes) | AT | AT | - | - | - |
| Management Fee p.a. ⁽⁸⁾ | 1.85% | 1.85% | 1.39% | 1.39% | 1.39% |
| Fixed Fee p.a. | 0.15% | 0.15% | 0.15% | 0.15% | 0.15% |
| Taxe d'Abonnement p.a. | 0.05% | 0.05% | 0.05% | 0.05% | 0.05% |
| All-in Fee (TER) p.a. ⁽⁹⁾ | 2.05% | 2.05% | 1.59% | 1.59% | 1.59% |
| Selwood Performance Fee ⁽¹⁰⁾ | 20% | 20% | 20% | 20% | 20% |
| Minimum Subscription | EUR 10,000 or equivalent | | | | |
| Initial Issue Price | EUR 1,000 | USD 1,000 | - | - | - |
| Launch Date | 13.04.2018 | 13.04.2018 | TBD | TBD | TBD |
| Settlement | T+4 | | | | |
| Subscription Cut-Off | 3:00 p.m. CET (T-4) | | | | |
| Transaction Day (T) | Weekly, each Wednesday, except in the last calendar week of each month, where it is the last Business Day of the month (subject to not more than one Transaction Day per week) | | | | |
| NAV Publication | Daily, published on a T+2 basis | | | | |
| Maturity | No Maturity | | | | |

General Summary⁽¹¹⁾Estimated Jump to Default Loss by Sector⁽¹²⁾Estimated Jump to Default Loss by Country⁽¹²⁾

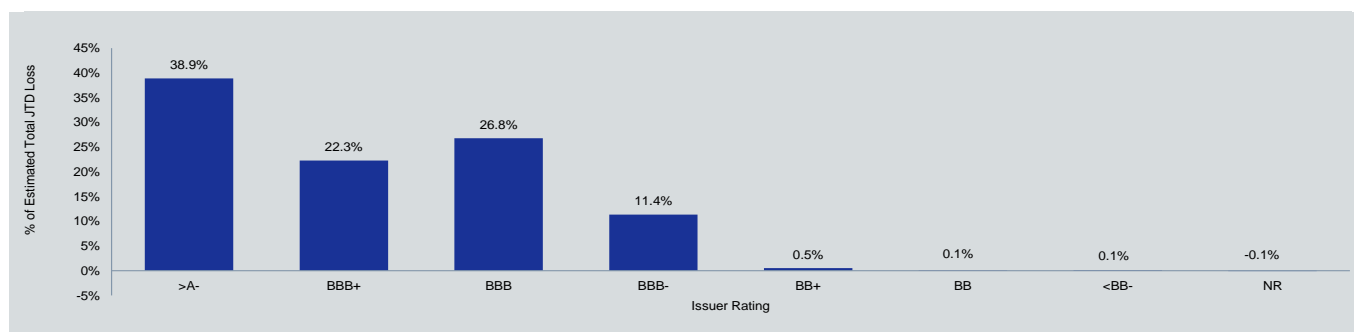
(8) Management Fee is payable monthly to the Management Company and is calculated on each Valuation Day on the basis of the Net Asset Value of the relevant Share Class. The Investment Manager is remunerated by the Management Company out of the Management Fee. (9) The TER does not include the Selwood Performance Fee. (10) The Selwood Performance Fee is deducted from the NAVs cumulative outperformance subject to a high watermark. (11) Source: DWS. Notional Credit Exposure by Tenor & Region is based on the delta adjusted net notional exposure. Notional Credit Exposure by Tenor & Region breakdown is based on the absolute cumulated net delta adjusted notional exposure per Tenor & Region respectively. (12) Source: DWS Estimated Jump to Default loss is calculated assuming a market default recovery rate typically ranging between 40-50% (excl Sovereign Issuers), and is expressed as a % of the total estimated JTD loss such that a resulting positive % reflects a loss, whereas a negative % reflects a gain.

All information as of 29 November 2019 unless otherwise specified.
Please refer to the disclaimers at the end of this document.



29 November 2019

Estimated Jump to Default Loss by Corporate Issuer Rating ⁽¹²⁾



Registered Countries (where at least one share class of the fund is registered)

Denmark, France, Germany, Ireland, Italy, Luxembourg, Spain, Singapore, Switzerland, United Kingdom

Fund NAV per Share

| Share class | Currency | NAV |
|-------------------------------------|----------|----------|
| Selwood Market Neutral Credit R1C-E | € | 1,089.31 |
| Selwood Market Neutral Credit R1C-U | \$ | 1,147.35 |

Interest Rate DV01 (% NAV) ⁽¹³⁾

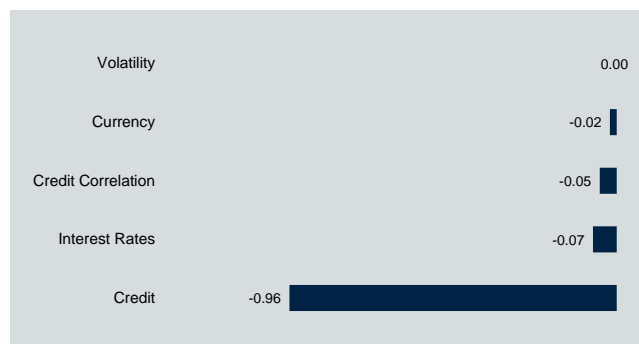
| Region | Sum of 0 – 3Y | Sum of 3 – 7Y | Sum of 7 – 15Y | Sum of 15Y+ | Total |
|---------------|---------------|---------------|----------------|-------------|--------|
| North America | 0.000 | -0.001 | 0.000 | 0.000 | -0.001 |
| Europe | -0.006 | -0.002 | 0.000 | 0.000 | -0.008 |
| Total | -0.007 | -0.003 | 0.000 | 0.000 | -0.009 |

DV01 as a Percentage of Fund AuM: -0.009%

Fund Performance Summary ⁽¹⁴⁾

| | Returns (%) | | | Annualised Returns (%) | | Since Launch | Risk Profile | |
|---|-------------|------|------|------------------------|----|--------------|---------------------------------|--------------|
| | YTD | 1M | 6M | 1Y | 3Y | | Annualised Vol Since Launch (%) | Sharpe Ratio |
| Selwood Market Neutral Credit R1C-E ⁽¹⁵⁾ | 2.26 | 0.21 | 1.36 | 2.70 | – | 3.50 | 2.57 | 1.51 |
| Selwood Market Neutral Credit R1C-U ⁽¹⁵⁾ | 4.17 | 0.27 | 2.33 | 4.86 | – | 5.18 | 2.41 | 1.41 |

Absolute Value at Risk by Risk Type (% NAV) ⁽¹⁶⁾



Absolute VaR (99%/10 day) in respect of the Fund: -0.99%

Stress Scenarios

| Credit, IR, FX Stresses | % NAV |
|-------------------------|-------|
| Credit Spread -100% | 3.36 |
| Credit Spread -50% | 1.17 |
| Credit Spread -25% | 0.53 |
| Credit Spread -10% | 0.21 |
| Credit Spread +10% | 0.01 |
| Credit Spread +25% | 0.04 |
| Credit Spread +50% | 0.11 |
| Credit Spread +100% | 0.25 |
| USD Swap (+10%) | -0.01 |
| USD Swap (-10%) | 0.01 |
| EUR Swap (+10%) | <0.01 |
| EUR Swap (-10%) | <0.01 |
| EUR+10% | -0.05 |
| EUR-10% | 0.06 |

(12) Source: DWS Estimated Jump to Default loss is calculated assuming a market default recovery rate typically ranging between 40-50% (excl Sovereign Issuers), and is expressed as a % of the total estimated JTD loss such that a resulting positive % reflects a loss, whereas a negative % reflects a gain. (13) Source: DWS. Net DV01 is dollar interest rate exposure given a 0.01% parallel increase in the yield curve. (14) Source: DWS. The Fund's performance is shown net of all fund fees. **Past performance is not a reliable indicator of future results.** (15) The performance shown prior to 13 April 2018 is that of the FundLogic Alternatives Plc-Market Neutral Credit UCITS fund (the "FundLogic Selwood fund"). The Selwood Market Neutral Credit strategy transferred from the FundLogic platform to the DB Platinum platform on 13 April 2018. The DB Platinum IV Selwood Market Neutral Credit Fund has the same Investment Manager and Investment strategy as the FundLogic Selwood fund, and all performance shown subsequently is that of the Fund. (16) Source: DWS. VaR is generated using RiskMetrics RiskManager. This VaR Summary should not be considered a complete risk management tool. The bar chart represents the Fund level Value At Risk (i.e. the current maximum loss anticipated with a 99% confidence level over a 10 day period) broken down by risk type.

All information as of 29 November 2019 unless otherwise specified.
Please refer to the disclaimers at the end of this document.



29 November 2019

Commentary – Selwood Asset Management LLP – November 2019⁽¹⁷⁾

Another month when US/China trade talks dominated the headlines. No tangible agreement was reached (again), but risk assets were better on the month. Investment grade credit indices outperformed their high yield peers as spread decompression continued. Equity markets rallied further with the main US exchanges hitting new highs even as uncertainty persisted in trade negotiations. The social unrest in Hong Kong didn't change sentiment even though President Trump signed into law the controversial Hong Kong Human Rights and Democracy Act. Safe haven assets underperformed on this positive investor sentiment. Government bond yields rose sharply across most developed economies, while gold was down -3.3%. The 10Y Bund/BTPs basis also widened as political risk increased over the stability of the Italian coalition. In the UK electioneering continued to dominate as the main parties laid out their quite different policy approaches, even if the two main parties look set to increase government expenditure significantly; UK gilts underperformed on these headlines. Brexit remained an important driver and most polls maintained a healthy lead for the Conservatives, keeping GBP well supported.

- The gross performance of the Fund in November was +0.42%
- The performance was mainly driven by the carry of +0.26% offset by a credit loss of +0.20%

| Effects | Gross performance contribution |
|---------|--------------------------------|
| Credit | 0.20% |
| Carry | 0.26% |
| Others | -0.04% |
| Total | 0.42% |

Past performance is not a guarantee of future results, and an investment in DB Platinum IV Selwood Market Neutral Credit (UCITS) could lose value.

Gross performance is computed by taking the official NAV figures and adding back the management and incentive fees

Source: Selwood AM LLP

Exposure Comment:

- We managed to unwind rolled down positions with 1Y maturity.
- We replenished the risk by extending maturity on some existing positions.
- On the hedging side, we added short positions in payers and payer spreads with January maturity to replace the expired options.

(17) Represents the views of Selwood Asset Management LLP. DWS do not take any responsibility for these views and does not necessarily endorse or support such views.

All information as of 29 November 2019 unless otherwise specified.

Please refer to the disclaimers at the end of this document.



29 November 2019

Contact Details

DWS, London office
Tel.: +44 20 754 59087

Website: systematic.dws.com
E-Mail: liquid.alternatives@dws.com

Additional Disclaimer

Stress and scenario results represent an estimation of the profit or loss to a portfolio when subjected to specific shifts in risk factors and are designed to model historical or hypothetical market events. Such quantitative models rely on a number of a priori assumptions and clearly may not reflect real world events, even if similar in nature. No representation can be made in respect of the reliability or completeness of such models or the accuracy of results and estimation error. The models rely on historical data, which may not be reflective of future market conditions and therefore cannot be taken as an indication or guarantee of any future performance forecast or prediction.

The Fund does not provide exposure to Selwood Market Neutral Credit. Selwood Market Neutral Credit's track record is being shown in this material to illustrate Selwood's long term track record and skills in managing investment strategies for indicative purposes only. There may be significant differences in performance between the Selwood Market Neutral Credit and the Fund. The information relating to Selwood Market Neutral Credit's track record should not be used as a direct comparison to the Fund. Please note that no representation is being made that the Fund is likely to achieve returns in the future similar to the Selwood Market Neutral Credit's track record shown. Past performance is not a reliable indicator of future results. Investors should read the Fund's Prospectus for a full list of risks. This document has been produced by DWS in order to promote the Fund. Selwood Asset Management LLP, acts as Investment Manager. Except as otherwise stated, Selwood Asset Management LLP, does not take any responsibility for the accuracy of the contents of this document, any representations made herein or the performance of the Fund. Selwood Asset Management LLP, disclaims any liability for any direct, indirect, consequential or other losses or damages including loss of profits incurred by you or by any third party that may arise from any reliance on this document or for the reliability, accuracy or completeness thereof.

Return information and comparative analysis is also provided for various other indices. Index returns are shown for general comparison purposes only and do not suggest any similarity between the investment strategy or component underlying assets of the Benchmark Fund, the DB Platinum IV Selwood Market Neutral Credit, and the indices shown. DWS makes no warranty and does not in any way imply or suggest that the returns of the comparison indices will be or should be similar to those of the DB Platinum IV Selwood Market Neutral Credit and Benchmark Fund.

General (EEA)

This marketing communication is intended for professional clients and Swiss qualified investors only.

DB Platinum IV is registered with the Luxembourg Trade and Companies' Register under number B- 85.828. DWS Investment S.A. acts as the management company. Registered office of DB Platinum IV: 11-13, Boulevard de la Foire, L-1528 Luxembourg, Grand Duchy of Luxembourg. DB Platinum IV is registered in the Grand Duchy of Luxembourg as an undertaking for collective investment pursuant to Part I of the law of 17 December 2010 relating to undertakings for collective investment. DB Platinum IV qualifies as an undertaking for collective investment in transferable Securities under article 1(2) of the Directive 2009/65/EC of the European Parliament and of the Council of 13 July 2009 on the coordination of laws, regulations and administrative provisions relating to undertakings for collective investment in transferable securities, as may be amended.

DWS is the brand name under which DWS Group GmbH & Co. KGaA and its subsidiaries operate their business activities. Clients will be provided DWS products or services by one or more legal entities that will be identified to clients pursuant to the contracts, agreements, offering materials or other documentation relevant to such products or services. The brand DWS, formerly known as Deutsche Asset Management (Deutsche AM), stands for the asset management activities conducted by subsidiaries of DWS Group GmbH & Co. KGaA. Clients will be provided with DWS' products or services by one or more of its subsidiaries that will be made transparent to clients in the contracts, agreements, offering materials or other documentation relevant in relation to DWS' products and services.

This document has been prepared without consideration of the investment needs, objectives or financial circumstances of any investor. Before making an investment decision, investors need to consider, with or without the assistance of an investment adviser, whether the investments and strategies described or provided by DWS, are appropriate, in light of their particular investment needs, objectives and financial circumstances. Any report or analysis within this document is shown for information, discussion or illustrative purposes and does not constitute an offer, recommendation or solicitation to conclude a transaction and should not be treated as giving investment advice.

The information contained in this document is provided for information purposes only. Any investment decision in relation to a fund should be based solely on the latest version of the prospectus, the audited annual and, if more recent, un-audited semi-annual reports and the Key Investor Information Document (KIID), all of which are available in English upon request to DWS Investment S.A., 2, Boulevard Konrad Adenauer, L-1115 Luxembourg or on www.systematic.dws.com. In the case of any inconsistency with the prospectus, the latest version of the prospectus shall prevail. The information contained in this document does not constitute investment advice. DWS Investment S.A. does not give tax or legal advice. Investors should seek advice from their own tax experts and lawyers, in considering investments and strategies suggested by DWS Investment S.A.

PAST PERFORMANCE IS NO GUARANTEE OF FUTURE RESULTS.

© DWS Investment S.A. 2019. All rights reserved. No further distribution is allowed without prior written consent of the Issuer.

Additional information for investors in the United Kingdom and Ireland:

Issued and approved by DWS Investment UK Limited of Winchester House, 1 Great Winchester Street, London EC2N 2DB, authorised and regulated by the Financial Conduct Authority ("FCA").

This document is a "non-retail communication" within the meaning of the FCA's Rules and is directed only at persons satisfying the FCA's client categorisation criteria for an eligible counterparty or a professional client. This document is not intended for and should not be relied upon by a retail client. This document may not be reproduced or circulated without written consent of the issuer.

Additional information for Investors in Germany

Issued by DWS International GmbH, information as at 29 November 2019.

Additional information for investors in Switzerland

This marketing communication is intended for qualified investors in Switzerland only.

This Fund has been registered as a foreign collective investment schemes for distribution to non-qualified investors in Switzerland by the Swiss Financial Market Supervisory Authority (FINMA) pursuant to the Swiss Federal Act on Collective Investment Schemes of June 23, 2006 ("CISA"). The Representative for the Fund is DWS Switzerland Ltd, Hardstrasse 201, CH-8005 Zurich. The Paying Agent is Deutsche Bank (Suisse) SA, Place des Bergues 3, CH-1201 Geneva. The current sales prospectus, the Articles of Association, KID (Key Investor Information Document) as well as the annual and semi-annual reports may upon request be obtained upon free of charge from the representative as well as from systematic.dws.com. In respect of the units distributed in and from Switzerland, the place of performance and jurisdiction is at the registered office of the representative.

Additional information for investors in Spain

This marketing communication is intended for professional clients only.

Complete information on the Funds including risks can be found in the relevant key investor information documents and prospectuses in their prevailing version. These and the relevant key investor information documents constitute the only binding sales documents for the Funds. Investors can obtain these documents along with copies of the articles of association and the latest published annual and semi-annual reports from <http://www.systematic.dws.com>

All statements of opinion reflect the current assessment are subject to change without notice.

Additional information for investors in Denmark, France, Italy: None

Additional information for investors in Sweden where distributed by Deutsche Bank AG, Stockholm branch:

Deutsche Bank AG is authorised under German Banking Law (competent authority: European Central Bank and the BaFin, Germany's Federal Financial Supervisory Authority). Deutsche Bank AG Stockholm branch ("DBS", Bolagsverket nr. 516401-9985) is authorised by BaFin and regulated by Finansinspektionen for the conduct of licensed activities in Sweden, Denmark, Norway and Finland. Deutsche Bank branches operate within the EEA on the back of the legal entity (Deutsche Bank AG) EU Passports within the European Economic Area ("EEA"). Reference is made to European Union Regulatory Background and Corporate and Regulatory Disclosures at https://www.db.com/en/content/eu_disclosures_uk.htm. Details about the extent of our authorisation and regulation by BaFin and respective Nordic Region Financial Supervisory Authority are available from us on request.

Without limitation, this document and any attachment does not constitute an offer or a recommendation to enter into any transaction with DBS. This material and attachments is for information purposes only and is not intended to be an offer or an advice or recommendation or solicitation, or the basis for any contract to purchase or sell any security, or other instrument, or for DBS to enter into or arrange any type of transaction as a consequence of any information contained herein. The implicit or explicit views and recommendations expressed in marketing or other financial presentation material as well as any financial proposals are solely those of the issuer of such material, and forwarded to you on behalf of the contracting party.

The views set out in this presentation are those of the author and may not necessarily be the views of any other division within Deutsche Bank, including the Sales and Trading functions of the Corporate and Investment Bank or the Global Client Group of DWS and Private Wealth Management: all services provided by these the Sales and Trading functions of the Corporate and Investment Bank are purely on a non-advised, execution-only basis. DB may engage in transactions in a manner inconsistent with the views discussed herein. DB trades or may trade as



29 November 2019

principal in the instruments (or related derivatives), and may have proprietary positions in the instruments (or related derivatives) discussed herein. DB may make a market in the instruments (or related derivatives) discussed herein. Sales and Trading personnel are compensated in part based on the volume of transactions effected by them. You may not distribute this document, in whole or in part, without our express written permission.

DBS is solely acting for and on behalf of Deutsche Bank AG and/or any of its affiliates. Potential investors should be aware that if they decide to enter into a transaction with Deutsche Bank AG or any of its affiliates acting in their capacity as principal to the transaction ("contracting party"), any and all agreements will be entered into with that contracting party (unless renegotiated) and pursuant to the financial laws and regulations of the country where the contracting party is licensed.

Unless DBS is entering into a separate and explicit contractual relationship with you for the provision of investment services, it is neither obliged to categorise you in accordance with MiFID nor perform MiFID suitability and/or appropriateness assessment (as enacted into Swedish laws and regulations). The investments or services mentioned in this material or an attachment thereto may not be appropriate for all investors and before entering into a transaction you should take steps to ensure that you fully understand the transaction and have made an independent assessment of the appropriateness of the transaction in the light of your own objectives and circumstances, including the possible risks and benefits of entering into such transaction. You should also consider seeking advice from your own advisers in making this assessment. If you decide to enter into a transaction with a contracting party you do so in reliance on your own judgment. For general information regarding the nature and risks and types of financial instruments please go to www.globalmarkets.db.com/riskdisclosures.

Past performance is not a suitable indicator of future results. [An investment in mutual funds can rise or fall in value and there is no guarantee that the investor will get back all capital invested. Fluctuations in currency rates may cause the value of investments to either rise or fall. Investors should note that most mutual funds are not capital protected or capital guaranteed. Investors in mutual funds should be aware of the possibility, and financially able, to lose part or all of the invested capital. An investment in mutual funds is associated with risks, for a presentation of the risks related to investments in these funds, please refer to respective funds Fact Sheet and/or Key Investor Information Document ("KIID's") and/or fund Prospectus].

DB SPECIFICALLY DISCLAIMS ALL LIABILITY FOR ANY DIRECT, INDIRECT, CONSEQUENTIAL OR OTHER LOSSES OR DAMAGES INCLUDING LOSS OF PROFITS INCURRED BY YOU OR ANY THIRD PARTY THAT MAY ARISE FROM ANY RELIANCE ON THIS DOCUMENT OR FOR THE RELIABILITY, ACCURACY, COMPLETENESS OR TIMELINESS THEREOF.

Important Information for investors in Hong Kong:

The fund is not authorized by the Securities and Futures Commission in Hong Kong, and is not available for subscriptions by investors in Hong Kong, other than to professional investors as stipulated in the Securities and Futures Ordinance. This document has not been reviewed by the Securities and Futures Commission in Hong Kong.

Investment involves risk, including possible loss of principal amount invested. Past performance information presented is not indication of future results. The investment returns are denominated in share class dealing currency, which may be a foreign currency. The US/HK dollar-based investors are therefore exposed to fluctuations in the US/HK dollar / foreign currency exchange rates. Investors should read the offering documents for further details, including the risk factors before investing.

This document is for information purposes only and is not the basis for any contract to deal in any security or instrument, or for DWS Group GmbH & Co. KGaA or its affiliates ("DWS") to enter into or arrange any type of transaction as a consequence of any information contained here. This document does not constitute an offer, recommendation or solicitation to conclude a transaction and should not be treated as giving investment advice. You are advised to consult your financial adviser before making any investment decision.

Although the information provided by third party was compiled from sources believed to be reliable, no liability for any error or omissions is acceptable by DWS, its approved distributors, or its affiliates or any of its directors or employee. The information and opinions contained herein is for general reference only and may change without notice, and should not be relied upon for any investment decision. All third party data (such as MSCI, S&P, Dow Jones, FTSE, Bank of America Merrill Lynch, Factset & Bloomberg) are copyrighted by and proprietary to the provider.

This document may include forward looking statements. The forward looking statements expressed constitute the author's judgment as of the date of this material. Forward looking statements involves significant elements of subjective judgments and analyses and changes thereto and / or consideration of different or additional factors could have a material impact on the results indicated. No representation or warranty is made by DWS as to the reasonableness or completeness of such forward looking statement or to any other financial information contained herein.

This document is issued by DWS Investment Hong Kong Limited ("DWS HK") and is the property and copyright of DWS HK. This document may not be reproduced or circulated without DWS HK's written consent. The manner of circulation and distribution of this document may be restricted by law or regulation in certain countries, including the United States. All rights reserved.

© 2019 DWS Investment Hong Kong Limited.

Important Information for investors in Singapore:

The offer or invitation of the shares (the "Shares") of the Fund, which are the subject of this document, does not relate to collective investment schemes which are authorised under Section 286 of the Securities and Futures Act, Chapter 289 of Singapore (the "SFA") or recognised under Section 287 of the SFA. The Fund is not authorised or recognised by the Monetary Authority of Singapore (the "MAS") and the Shares are not allowed to be offered to the retail public. This document and any other document or material issued in connection with the offer or sale is not a prospectus as defined in the SFA. Accordingly, statutory liability under the SFA in relation to the content of prospectuses does not apply. You should consider carefully whether the investment is suitable for you.

This document has not been registered as a prospectus with the MAS. Accordingly, this document and any other document or material in connection with the offer or sale, or invitation for subscription or purchase, of Shares may not be circulated or distributed, nor may Shares be offered or sold, or be made the subject of an invitation for subscription or purchase, whether directly or indirectly, to persons in Singapore other than (i) to an institutional investor under Section 304 of the SFA, (ii) to a relevant person pursuant to Section 305(1), or any person pursuant to Section 305(2), and in accordance with the conditions specified in Section 305, of the SFA, or (iii) otherwise pursuant to, and in accordance with the conditions of, any other applicable provision of the SFA.

Where Shares are subscribed or purchased under Section 305 of the SFA by a relevant person which is:

- (a) a corporation (which is not an accredited investor (as defined in Section 4A of the SFA)) the sole business of which is to hold investments and the entire share capital of which is owned by one or more individuals, each of whom is an accredited investor; or
- (b) a trust (where the trustee is not an accredited investor) whose sole purpose is to hold investments and each beneficiary of the trust is an individual who is an accredited investor, securities (as defined in Section 239(1) of the SFA) of that corporation or the beneficiaries' rights and interest (howsoever described) in that trust shall not be transferred within six months after that corporation or that trust has acquired the Shares pursuant to an offer made under Section 305 of the SFA except:
 - (1) to an institutional investor or to a relevant person defined in Section 305(5) of the SFA, or to any person arising from an offer referred to in Section 275(1A) or Section 305A(3)(i)(B) of the SFA;
 - (2) where no consideration is or will be given for the transfer;
 - (3) where the transfer is by operation of law;
 - (4) as specified in Section 305A(5) of the SFA;
 - (5) as specified in Regulation 36 of the Securities and Futures (Offers of Investments) (Collective Investment Schemes) Regulations 2005 of Singapore.