

# Mirabaud - Sustainable Global Strategic Bond Fund N cap. USD

30 April 2024

## Investment Overview

A global 'go anywhere' best ideas approach to fixed income investing. A top-down, macro view informs our dynamic allocation across the different geographies, sectors and components of the global fixed income universe, moving between credit and duration risk. Bottom-up analysis incorporates fundamental, technical and valuation (FTV) factors, along with ESG integration to help us identify strong sustainable opportunities. We mitigate down markets with an active hedging process.

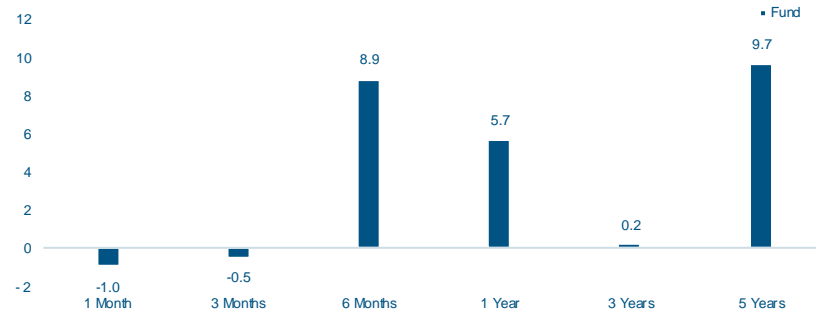
## Approach to Sustainability

We encourage responsible and sustainable industry practices, and assess how material ESG issues can positively and negatively impact the overall credit profile. The integration of ESG and extra-financial considerations into our analysis is key to understanding risk and long-term opportunity. Our three-step process: 1. Exclusion – we apply an exclusion filter for controversial activities; 2. Positive screening – companies are reviewed according to their ESG-climate profile using a traffic light system that classifies the universe into green, orange and red investments; we exclude the worst performing 20%. Eligible companies are subject to Fundamental, Technical & Valuation analysis to define the portfolio 3. Engagement (post-investment), through active engagement we address ESG/climate issues and encourage best practices among orange issuers and across critical sectors for energy transition.

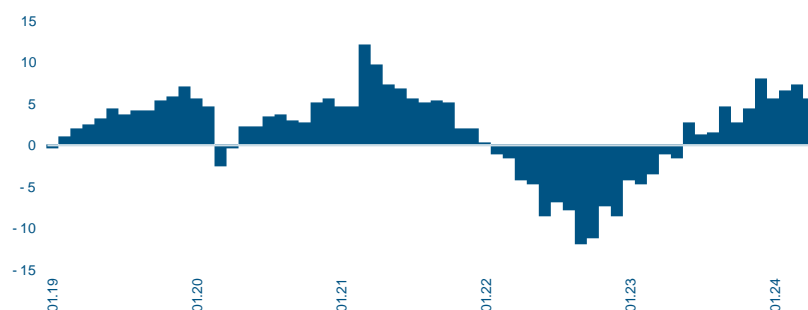
### Performance since inception



### Returns (%)



### 12 Months Rolling Returns (%)



## Classification

**SFDR<sup>1</sup>:** Article 8

**Summary Risk Indicator<sup>2</sup>:** 2

**Asset Class:** Fixed Income

**Region:** Global

<sup>1</sup> SFDR: Regulation (EU) 2019/2088 on sustainability-related disclosures in the financial services sector

<sup>2</sup> Scale runs from 1 to 7, with 1 being the lowest and 7 being the highest risk.

## Fund Facts

Portfolio Manager(s)	Andrew Lake / Fatima Luis
NAV	111.13
Share Class Currency	USD
Share Class Inception Date	25.01.2018
Registration	CH / DE / ES / FR / UK / IE / IT / LU / NL
Quotation	Daily
Domicile	Luxembourg
ISIN	LU1708486672
Bloomberg	MIGSNCU LX
Valoren / WKN	38845473 / -
Lipper ID	-
Target Clients	All Investors
Subscription / Redemption	Daily / Daily
Subscription: Notice / Settlement	0 Business Day / 2 Business Days
Redemption: Notice / Settlement	0 Business Day / 2 Business Days
Mgmt. Fee	0.60%
Minimum Investment	1 share
Fund Size (in share class ccy)	413.14 million USD
Fund Legal Type	SICAV
Legal Status	Open-ended
Dividends Distribution Policy	Capitalised
Benchmark	-
TER 31.12.2023	0.87%

## Statistics

	Fund
Last Month Return (%)	-0.97
Last 3 Months Return (%)	-0.47
YTD Return (%)	0.30
Return since inception (%)	11.13
Annualized Return (since inception) (%)	1.70
Effective Duration	3.65
Yield to Maturity (%)	6.21
Current Yield (%)	4.86

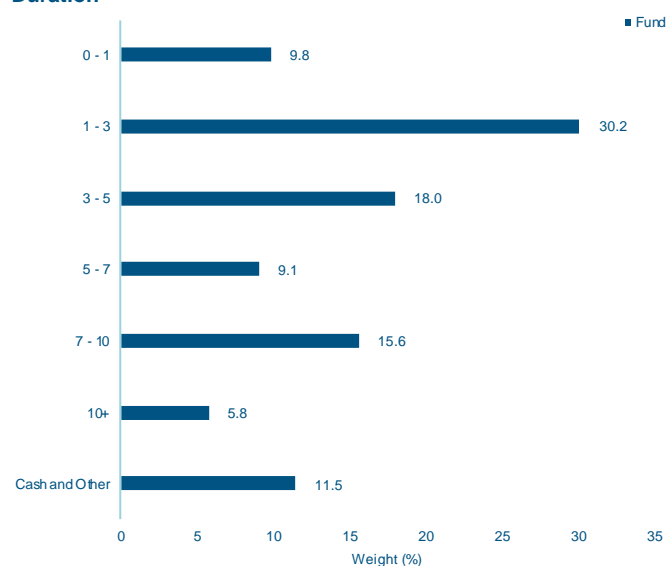
<sup>\*</sup>Based on daily data

## Monthly & Yearly Performances (%)

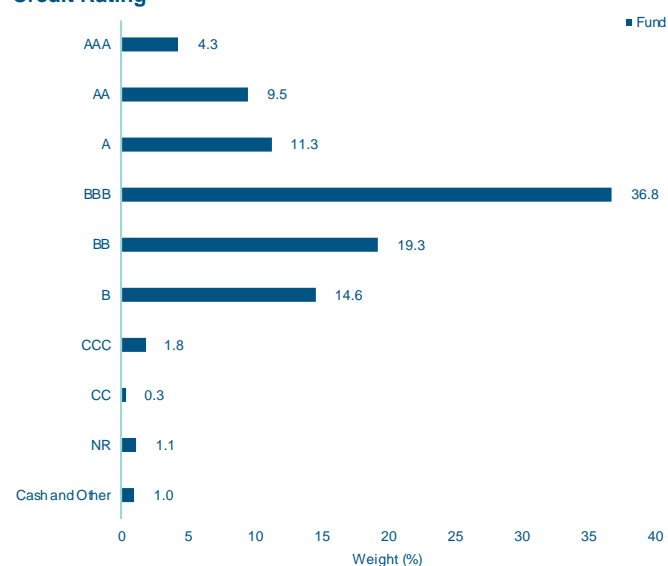
	Jan	Feb	Mar	Apr	May	Jun	Jul	Aug	Sep	Oct	Nov	Dec	Year
<b>Fund 2024</b>	0.77	-0.75	1.27	-0.97									<b>0.30</b>
<b>Fund 2023</b>	3.02	-1.81	0.67	0.61	-0.80	0.72	0.71	-0.60	-1.62	-1.36	5.32	3.07	<b>7.97</b>
<b>Fund 2022</b>	-1.54	-1.54	-0.40	-1.94	-0.40	-3.55	2.23	-0.89	-4.41	0.42	3.69	-0.38	<b>-8.60</b>
<b>Fund 2021</b>	-0.06	-0.11	0.15	0.73	0.29	0.58	0.28	0.20	-0.12	-0.26	-0.60	0.87	<b>1.94</b>
<b>Fund 2020</b>	0.75	-0.19	-6.51	2.94	2.69	0.85	1.60	0.56	-0.43	0.11	2.37	1.03	<b>5.55</b>
<b>Fund 2019</b>	1.96	0.73	0.56	0.59	0.05	0.98	0.27	0.42	0.15	0.30	0.11	0.69	<b>7.00</b>

## Portfolio Breakdowns

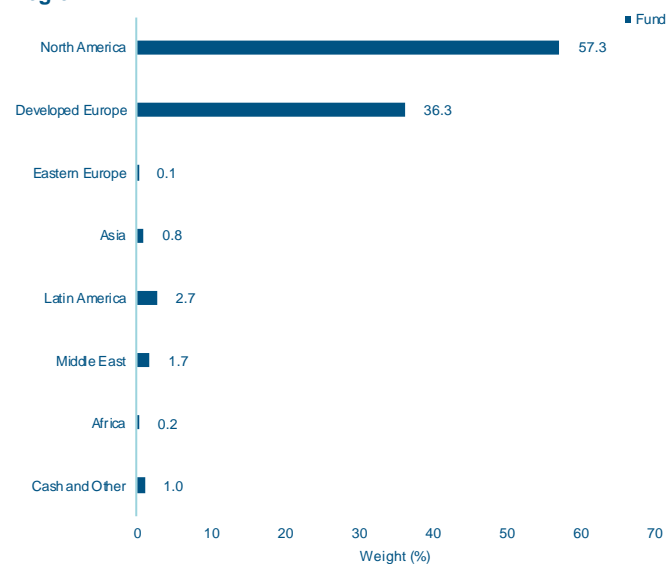
### Duration



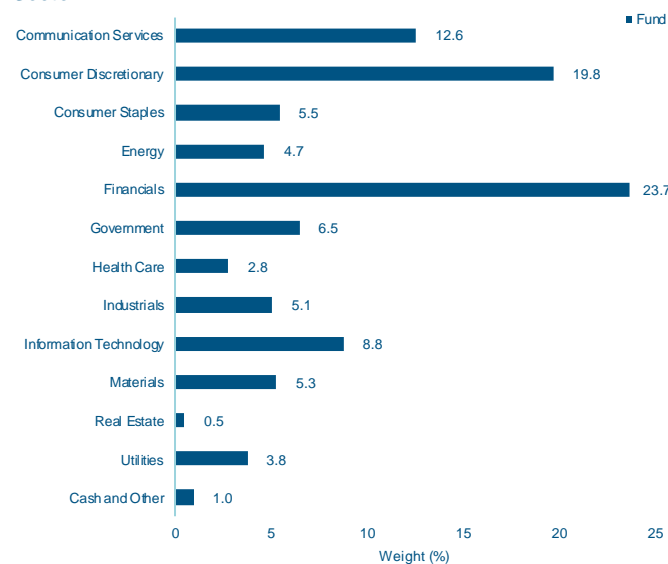
### Credit Rating



### Region



### Sector



## Top Holdings (total 269 holdings)

Name	Weight (%)
US TREASURY N/B 3.5% 2033-02	3.2
BUNDESREPUB. DEUTSCHLAND 2.3% 2033-02	2.5
GOLDMAN SACHS GROUP INC 2.908% 2042-07	1.7
BNP PARIBAS 5.125% PERP	1.4
WALT DISNEY COMPANY/THE 3.5% 2040-05	1.2
IBM CORP 2.85% 2040-05	1.2
MICROSOFT CORP 2.525% 2050-06	1.2
AMAZON.COM INC 2.5% 2050-06	1.2
BELFIUS BANK SA/NV 3.625% PERP	1.1
APPLE INC 2.65% 2050-05	1.1

## Fund Information

**Fund Inception Date:** 01/10/2013

**Management Company**  
Mirabaud Asset Management (Europe) SA

**Custodian:** Pictet & Cie (Europe) SA

**Auditor:** Ernst & Young Luxembourg

**Transfer Agent:** FundPartner Solutions (Europe) SA

**Administrator:** FundPartner Solutions (Europe) SA

**Representative (Switzerland)**  
Mirabaud Asset Management (Suisse) SA, 29, Boulevard Georges-Favon, 1204 Geneva, Switzerland

**Paying Agent (Switzerland)**  
Mirabaud & Cie SA, 29, Boulevard Georges-Favon, 1204 Geneva, Switzerland

**Email:** [marketing@mirabaud-am.com](mailto:marketing@mirabaud-am.com)

**Website:** <https://www.mirabaud-am.com/>

## Information per Share Class

Name	NAV	Currency	ISIN
Mirabaud - Sustainable Global Strategic Bond Fund A cap. USD	122.58	USD	LU0963986202
Mirabaud - Sustainable Global Strategic Bond Fund A dist. USD	93.85	USD	LU0963986384
Mirabaud - Sustainable Global Strategic Bond Fund AH cap. CHF	96.72	CHF	LU0963986970
Mirabaud - Sustainable Global Strategic Bond Fund AH cap. EUR	103.44	EUR	LU0963986467
Mirabaud - Sustainable Global Strategic Bond Fund AH cap. GBP	114.01	GBP	LU0963986624
Mirabaud - Sustainable Global Strategic Bond Fund AH dist. CHF	74.06	CHF	LU0963987192
Mirabaud - Sustainable Global Strategic Bond Fund AH dist. EUR	79.25	EUR	LU0963986541
Mirabaud - Sustainable Global Strategic Bond Fund DH cap. GBP	114.14	GBP	LU0972400609
Mirabaud - Sustainable Global Strategic Bond Fund DH dist. GBP	90.86	GBP	LU0972400948
Mirabaud - Sustainable Global Strategic Bond Fund E dist. USD	91.89	USD	LU1261362690
Mirabaud - Sustainable Global Strategic Bond Fund I cap. USD	123.71	USD	LU0963987275
Mirabaud - Sustainable Global Strategic Bond Fund IH cap. CHF	103.80	CHF	LU0963987861
Mirabaud - Sustainable Global Strategic Bond Fund IH cap. EUR	105.33	EUR	LU0963987432
Mirabaud - Sustainable Global Strategic Bond Fund IH dist. EUR	86.50	EUR	LU0963987515
Mirabaud - Sustainable Global Strategic Bond Fund N cap. USD	111.13	USD	LU1708486672
Mirabaud - Sustainable Global Strategic Bond Fund N dist. USD	92.02	USD	LU1708486755
Mirabaud - Sustainable Global Strategic Bond Fund NH cap. CAD	98.15	CAD	LU2399142178
Mirabaud - Sustainable Global Strategic Bond Fund NH cap. CHF	94.12	CHF	LU1708487050
Mirabaud - Sustainable Global Strategic Bond Fund NH cap. EUR	97.82	EUR	LU1708486839
Mirabaud - Sustainable Global Strategic Bond Fund NH dist. CHF	79.20	CHF	LU1708487134
Mirabaud - Sustainable Global Strategic Bond Fund NH dist. EUR	80.95	EUR	LU1708486912

## Risk Information

Investments in debt securities are subject to interest rate, credit and default risk. The fund may invest in emerging markets that may be more volatile and generate higher operational risks than equity markets of well established economies. The fund may invest in lower rated securities that are subject to higher credit risk and are more volatile than higher rated securities. The fund may invest in asset backed instruments that would lose their value if their underlying assets value was to diminish or if their issuer was to default and be unable to meet its contractual obligations. The fund may invest in securities that are less liquid because buyers/sellers are not always in sufficient numbers to trade these securities readily. Financial derivative instruments may be used as part of the investment process, which may increase the fund volatility and expose the fund to the risk of default of its counterparties. Currency forwards will be used to reduce the currency risk generated by investments in share-classes or instruments that are not denominated in the fund base currency. The effectiveness of that hedging process will be subject to counterparty and operational risk. Cash placed in time deposits or money market funds are exposed to their issuer default risk.

## IMPORTANT INFORMATION

This marketing material contains or may incorporate by reference information concerning certain collective investment schemes ("funds") which are only available for distribution in the registered countries. It is for your exclusive use only and it is not intended for any person who is a citizen or resident of any jurisdiction where the publication, distribution or use of the information contained herein would be subject to any restrictions. It may not be copied or transferred.

**This material is provided for information purposes only and shall not be construed as an offer or a recommendation to subscribe, retain or dispose of fund units or shares, investment products or strategies.** Before investing in any fund or pursuing any investment strategy, potential investors should take into account all their characteristics or objectives as well as consult the relevant legal documents. Potential investors are recommended to seek prior professional financial, legal and tax advice. The sources of the information contained within are deemed reliable. However, the accuracy or completeness of the information cannot be guaranteed and some figures may only be estimates. In addition, any opinions expressed are subject to change without notice. There is no guarantee that objectives and targets will be met by the portfolio manager.

**All investment involves risks, returns may decrease or increase because of currency fluctuations and investors may lose the amount of their original investment. Past performance is not indicative or a guarantee of future returns.**

This communication may only be circulated to Eligible Counterparties and Professional Investors and should not be circulated to Retail Investors for which it is not suitable.

Issued by: in the UK: Mirabaud Asset Management Limited which is authorised and regulated by the Financial Conduct Authority. In Switzerland: Mirabaud Asset Management (Suisse) SA, 29, boulevard Georges-Favon, 1204 Geneva, as Swiss representative. Swiss paying agent: Mirabaud & Cie SA, 29, boulevard Georges-Favon, 1204 Geneva. In France: Mirabaud Asset Management (France) SAS., Spaces 54-56, avenue Hoche, 75008 Paris. In Luxembourg, Italy and Spain: Mirabaud Asset Management (Europe) SA, 6B, rue du Fort Niedergruenewald, 2226 Luxembourg. The Prospectus, the Articles of Association, the Key Investor Information Document (KIID) as well as the annual and semi-annual reports (as the case may be), of the funds may be obtained free of charge from the above-mentioned entities and on the webpage: <https://www.mirabaud-am.com/en/funds-list/>. Further information on sustainability is available at the following link: <https://www.mirabaud-am.com/en/responsibly-sustainable>.