

# Sextant PME

FR0013306370 - Share N

Monthly Report - June 2021

Sextant PME is an equity fund in European SMEs/ISEs constructed independently of any reference index, based on selecting individual companies. It is eligible for both the French Equity Savings Plan (Plan d'Epargne en Actions, PEA) and the French Equity Savings Plan for SMEs (Plan d'Epargne en Actions PME, PEA-PME), with at least 75% invested in shares of European Union and European Economic Area SMEs/ISEs.

## KEY FIGURES

Net assets	194.97M€
NAV	302.10€
Average cap. of equities	545.5M€
Median cap. of equities	457.5M€
Number of positions	80
Risk profile	<div> <div>1</div> <div>2</div> <div>3</div> <div>4</div> <div>5</div> <div>6</div> <div>7</div> </div>

Scale from 1 (lowest risk) to 7 (highest risk); category-1 risk does not mean a risk-free investment. This indicator may change over time.

## ESG PROFILE\*

	Global ESG rating	Carbon footprint (teqCO2/M€ revenue)
Fund	49.3/100	126
Benchmark	44.6/100	223

## PERFORMANCE

	Cumulative performance								Annualised performance		
	1 month	3 months	6 months	YTD	1 year	3 years	5 years	Since inception	3 years	5 years	Since inception
Fund	-2.49%	+3.48%	+15.47%	+15.47%	+62.04%	+33.16%	-	+41.01%	+10.00%	-	+10.30%
Benchmark	+0.43%	+7.13%	+19.92%	+19.92%	+54.91%	+14.80%	-	+12.90%	+4.70%	-	+3.52%

## MONTHLY PERFORMANCE

	Jan.	Feb.	Mar.	Apr.	May	June	Jul.	Aug.	Sept.	Oct.	Nov.	Dec.	Year	Benchmark
2021	+1.11%	+4.31%	+5.80%	+4.77%	+1.29%	-2.49%							+15.47%	+19.92%
2020	-1.40%	-7.14%	-15.39%	+11.01%	+7.38%	+4.16%	+7.59%	+0.78%	+4.40%	+0.19%	+13.56%	+8.95%	+34.98%	+8.52%
2019	+8.03%	+1.38%	-0.61%	+3.95%	-7.30%	+1.75%	-1.49%	-2.61%	+0.74%	-0.08%	+7.05%	+3.09%	+13.74%	+17.23%
2018	+4.05%	-0.62%	-1.93%	+2.67%	+0.27%	+1.45%	-0.99%	-0.82%	-4.02%	-10.65%	-5.61%	-5.50%	-21.23%	-26.36%

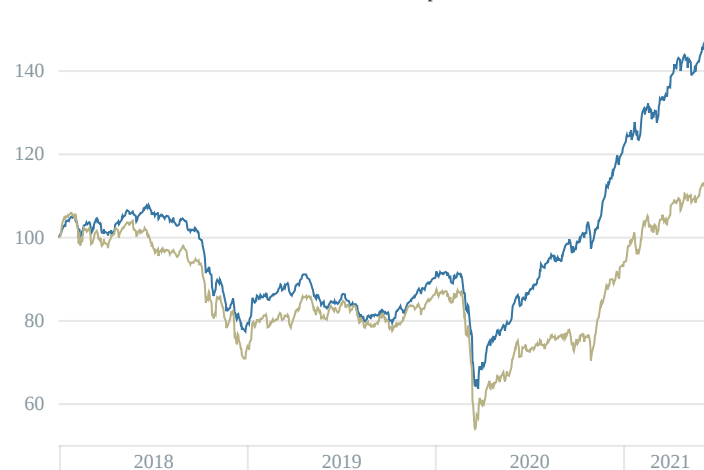
Since January 1st 2014, the FCP changed its investment strategy, moving from a strategy based on oil production around the world to a strategy based on the universe of european SMEs/ISEs. The benchmark index has been changed from the MSCI World Energy Return Index to the CAC Small index with net dividends reinvested. Since June 1st 2021, the benchmark index has been changed to MSCI EMU Micro Cap Net Return EUR.

## INDICATORS

	1 year	3 years	5 years
Fund volatility (benchmark)	13.9% (16.9%)	17.7% (22.2%)	- (-)
Tracking Error	10.7%	9.9%	-
Information ratio	0.83	0.55	-
Sharpe Ratio	4.71	0.61	-
Max drawdown	-6.25%	-39.92%	-

## HISTORICAL PERFORMANCE

● Sextant PME +41.0% ● MSCI EMU Micro Cap Net Return EUR +12.9%



## MAIN CONTRIBUTORS

Top 5	Bottom 5
RDM	SAF-Holland -46bp
SQLI	Westwing -41bp
Aures	Solocal -34bp
Aubay	Home24 -33bp
Semcon	Nanobiotix -32bp

\* ESG performance score: weighted average ESG scores / Carbon intensity: weighted average of carbon intensity ratios per turnover (sum of weight \* intensity ratio for each stock) - Scope 1, Scope 2 and Scope 3 emissions - Sources: Amiral Gestion, Gaia Ratings - Ethifinance, S&P Trucost, Sustainalytics

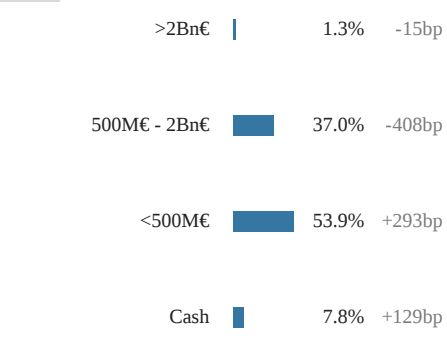
Amiral Gestion 103 rue de Grenelle - 75007 Paris - T. +33 (0)1 47 20 78 18 - F. +33 (0)1 40 74 35 64 [www.amiralgestion.com](http://www.amiralgestion.com)

Asset management company authorised by the Financial Markets Authority under the number GP-04000038 \_ Insurance broker company registered with ORIAS under the number 12065490 \_ Simplified joint-stock company with capital of €629 983 RCS Paris 445 224 090 VAT: FR 33 445 224 090

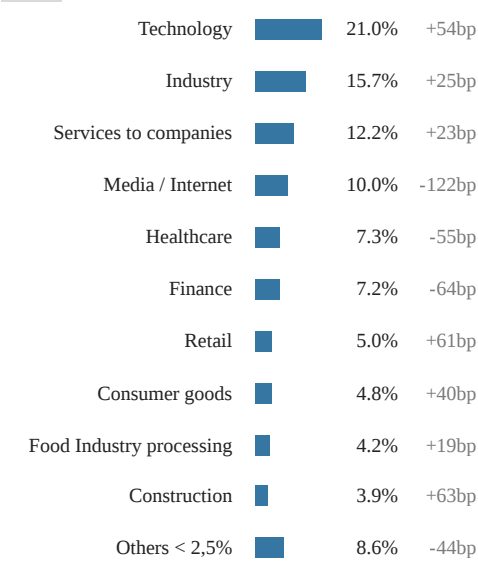
**Amiral Gestion**  
ENTREPRENEURS INVESTIS

FUND BREAKDOWN

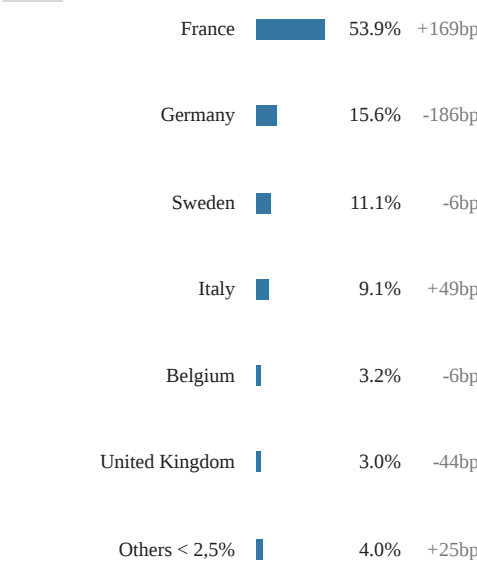
(EVOLUTION M / M-1)



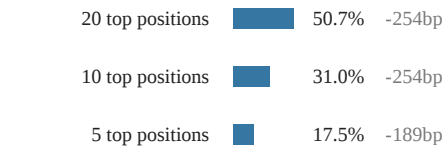
BY SECTOR



BY COUNTRY



BY MAIN HOLDINGS



MAIN HOLDINGS (EXCLUDING CASH)

Name	Type	Sector	Country	ESG	Weight %
Westwing	Equities	Media / Internet	Germany	41.1	3.7%
Groupe Guillin	Equities	Food Industry processing	France	48.9	3.6%
Home24	Equities	Media / Internet	Germany	43.8	3.6%
Digital Bros	Equities	Technology	Italy	43.5	3.5%
SAF-Holland	Equities	Industry	Germany	58.3	3.1%

MAIN CHARACTERISTICS

- **Legal form:** UCITS / French mutual fund
  - **Share category:** Unit N
  - **ISIN code:** FR0013306370
  - **AMF classification:** European Union Equities UCITS
  - **Benchmark a posteriori:** MSCI EMU Micro Cap Net Return EUR
  - **Share NAV period:** Daily based on prices at market close
  - **Inception Date:** Fund:17/12/2007 Unit:29/12/2017
  - **Recommended investment horizon:** Over 5 years
  - **Centralisation - Settlement / Delivery:** D at 10 AM / D + 2
- **Transfer agent:** CACEIS Bank
  - **Custodian:** CACEIS Bank
  - **Tax provisions:** Eligible for PEA (French personal eq. savings plan) Eligible for PEA-PME (French personal eq. savings plan)
  - **Subscription fees:** 5% including tax maximum
  - **Redemption Fees:** 1% including tax maximum
  - **Fixed management fee:** 1,3% including tax maximum
  - **Performance fee:** 15%, including taxes of the common fund's positive performance beyond its performance index per calendar year

## NOTICE

This information is provided for information purposes only. It does not constitute all or part of a contract, investment advice, an investment recommendation, or a solicitation to purchase or sell fund shares. Prior to any investment, it is strongly recommended that you read the detailed information contained in the regulatory documents regarding each fund (the prospectus, fund regulations/statutes, investment policy, latest annual/semi-annual reports, and the Key Investor Information Document (KIID)), which constitute the sole admissible regulatory basis for the acquisition of fund shares. These documents are available free of charge in hard copy or electronic format from the fund's management company or its representative. The return and value of the fund shares may decrease or increase and the capital may not be returned in full. Market trends are not a reliable indicator of future market behaviour. Past performance is not a reliable indicator of future performance. Neither in any way constitute a guarantee of future performance or capital. They take into account all fund-related costs and expenses (e.g. management fees) but do not take into account fees charged to the client (e.g. issuance costs, deposit fees).

**Information for US persons:** Pursuant to the U.S. Securities Act of 1933 as amended ("Securities Act of 1933"), units or shares in this fund are not and will not be registered in the United States, or admitted by virtue of any US law. These units must be neither offered, sold or transferred in the United States (including in its territories and possessions) nor benefit directly or indirectly a US person (as defined by Regulation S of the Securities Act of 1933) or similar (such as defined in the US "HIRE" law of 18 March 2010 and in the "FATCA" mechanism).

**Information for Luxembourg investors:** The Fund's articles of incorporation or association, the full prospectus, the simplified prospectus, the annual and semi-annual reports of each Fund, may be obtained, on simple request and free of charge from: CACEIS Bank, Luxembourg Branch, 5, allée Scheffer, L-2520 Luxembourg. Any information for investors in Luxembourg pertaining to Amiral Gestion or the fund will be published in a local Luxembourg media outlet or provided by the fund marketing entity.

**Information for Swiss investors:** The funds of Amiral Gestion (hereinafter the "Funds") presented in this document are companies under French law. This fact sheet is not an invitation to subscribe to any of the Funds described herein; it does not replace the Fund's prospectus and is provided for information purposes only. This presentation does not constitute advice or a recommendation to subscribe to any Fund. Subscriptions shall be accepted, and shares or units shall be issued, only on the basis of the current version of the respective Fund's prospectus, as approved by FINMA. Any information imparted by this document is provided for information purposes only and has no contractual value. Past performance is not an indication of future performance. Furthermore, the commission levied for the issue and redemption of shares or units in the respective Fund shall be charged in addition. Amiral Gestion makes no guarantee whatsoever in respect of trends in performance and may not be held liable for any decision taken on the basis of the information contained in this document. Investing in one or more shares or units of a Fund involves risk. Amiral Gestion recommends that subscribers request additional information, particularly with regard to the capacity of the Funds' characteristics to meet their needs, by calling the Funds' representative in Switzerland, as specified above, their usual financial advisor or Amiral Gestion before deciding to invest. ARM Swiss Representatives SA (Route de Cité-Ouest 2, 1196, Gland - Switzerland) is appointed as representative (the "Representative") and paying agent in Switzerland. The Fund's Regulations or Articles of Association, Prospectus, Key Investor Information Documents and Annual and Semi-Annual Reports for Switzerland may be obtained free of charge from the Representative in Switzerland. Investors must familiarise themselves with the prospectuses before subscribing to the shares or units of any Fund whatsoever. Announcements intended for investors in Switzerland concerning Amiral Gestion or the Funds will be published on the electronic platform [www.fundinfo.com](http://www.fundinfo.com), which is authoritative. The issue and redemption prices, or the net asset values marked "exclusive of commission", will be published every day on the electronic platform [www.fundinfo.com](http://www.fundinfo.com).

**Homepage:** All documents are also available at: [www.amiralgestion.com](http://www.amiralgestion.com)