

Allianz Global Floating Rate Notes Plus - IT (H2-EUR) - EUR

Fund for floating rate notes



Investment Objective

The fund primarily invests in floating rate notes. The fund includes environmental and social factors in its investment decisions and engages specifically with high carbon emitters in order to promote climate consciousness. The fund may invest up to 50% of its assets in non-investment grade notes. Asset-/Mortgage-Backed Securities (ABS/MBS) and investments in emerging markets may account for up to 25% of fund assets. Its investment objective is to attain capital growth over the long term.

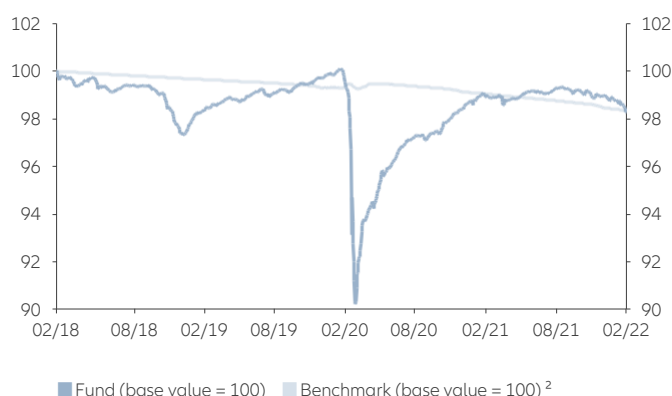


Fund Manager

Jonathan Yip
(since 02/07/2018)

Performance

Since Inception ¹



Annual Performance (%) ¹

| | Fund | Benchmark ² |
|-------------------------|-------|------------------------|
| 02/07/2018 - 02/28/2018 | -0.19 | -0.02 |
| 02/28/2018 - 02/28/2019 | -1.42 | -0.33 |
| 02/28/2019 - 02/29/2020 | 1.17 | -0.31 |
| 02/29/2020 - 02/28/2021 | -0.64 | -0.29 |
| 02/28/2021 - 02/28/2022 | -0.62 | -0.70 |

Performance History (%) ¹

| | YTD | 1M | 3M | 6M | 1Y | 3Y | 3Y p.a. | S. Inc. | S. Inc. p.a. | 2018 | 2019 | 2020 | 2021 |
|------------------------|-------|-------|-------|-------|-------|-------|---------|---------|--------------|-------|-------|-------|-------|
| Fund | -0.67 | -0.45 | -0.61 | -1.02 | -0.62 | -0.10 | -0.03 | -1.71 | -0.42 | -2.56 | 2.33 | -1.32 | 0.57 |
| Benchmark ² | -0.11 | -0.05 | -0.25 | -0.41 | -0.70 | -1.30 | -0.43 | -1.64 | -0.41 | -0.30 | -0.39 | -0.17 | -0.68 |

Past performance does not predict future returns.

Key Information

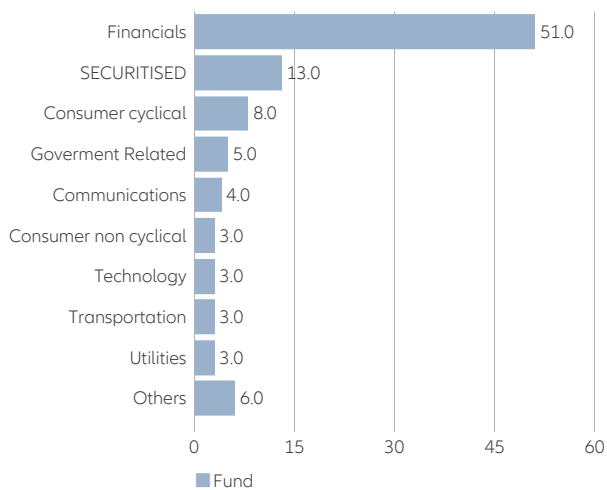
| | |
|-----------------------------------|--|
| ISIN / German security no. | LU1740661324 / A2J BAF |
| Bloomberg Ticker / Reuters Ticker | AGFITH2 LX / ALLIANZGI01 |
| Benchmark ² | SOFR (hedged into EUR) |
| EU SFDR Category ³ | Article 8 |
| Management company | Allianz Global Investors GmbH |
| Investment manager | Allianz Global Investors GmbH, UK branch & Allianz Global Investors U.S. LLC |
| Custodian bank | State Street Bank International GmbH - Luxembourg branch |
| Launch date | 02/07/2018 |
| Net assets | 283.58 mn. EUR |
| Share class volume | 8.97 mn. EUR |
| Financial year end | 9/30/ |
| Min. investment (prospectus) | 4,000,000 EUR |
| Registered for sale in | AE, AT, CH, DE, DK, ES, FI, FR, GB, GR, HK, LU, NL, NO, SE, SG |

Risk/ Return Ratios

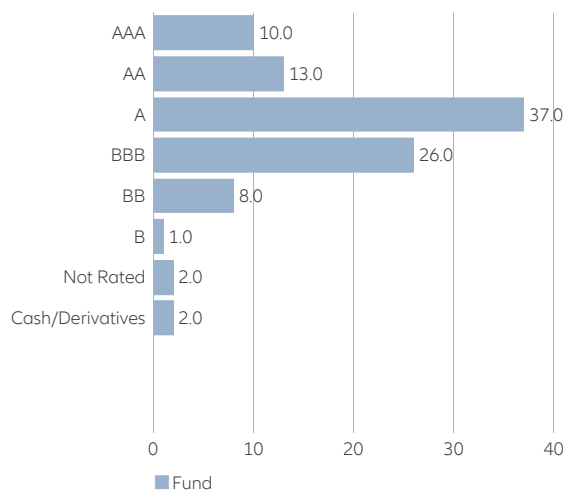
| | 3 Years |
|-----------------------------|---------|
| Alpha (%) | 0.40 |
| Beta | 12.76 |
| Coefficient of correlation | 0.43 |
| Information ratio | 0.08 |
| Sharpe ratio ⁴ | 0.08 |
| Treynor ratio | 0.03 |
| Tracking error (%) | 5.03 |
| Volatility (%) ⁵ | 5.10 |

Portfolio Structure ⁶

Sector Breakdown (%)



Rating Breakdown (%) ⁷



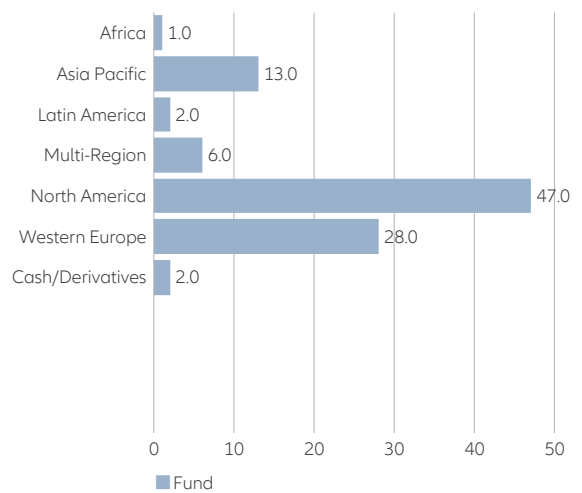
Fee Structure

| | |
|-----------------------------------|----------------------------|
| Front-end load (%) ⁸ | currently 0.00 (max. 2.00) |
| All-in fee in % p.a. ⁸ | currently 0.31 (max. 0.60) |
| TER (%) ⁹ | 0.31 |

Top 10 Holdings (%)

| | |
|--|--------------|
| QIB SUKUK LTD EMTN VAR 07.02.2025 | 1.47 |
| VERIZON COMMUNICATIONS VAR 20.03.2026 | 1.46 |
| ING GROEP NV VAR 01.04.2027 | 1.43 |
| BANK OF MONTREAL MTN VAR 10.01.2025 | 1.43 |
| BANQUE FED CRED MUTUEL 144A VAR 04.02.2025 | 1.41 |
| MORGAN STANLEY VAR 24.01.2025 | 1.38 |
| BPCE SA REGS VAR 14.01.2025 | 1.38 |
| ROYAL BANK OF CANADA GMTN VAR 21.01.2027 | 1.38 |
| BBCMS 2018-TALL A MBS VAR 15.03.2037 | 1.37 |
| SOCIETE GENERALE 144A VAR 21.01.2026 | 1.36 |
| Total | 14.07 |

Country/Location Breakdown (%)



Key Figures

| | |
|---|------|
| Average Duration (years) | 0.30 |
| Theoretical Yield to Maturity (%) ¹⁰ | 0.77 |
| Average rating | A- |

Opportunities

- + Prospect of yield above money market rates, above-average yield potential of ABS/MBS
- + Relatively high degree of price stability through short duration
- + Focus on sustainable investments
- + Broad diversification across numerous securities
- + Possible extra returns through single security analysis and active management
- + Currency gains possible in share classes not hedged against investor currency

Risks

- High-yield bonds and ABS/MBS entail above-average risk of volatility, illiquid markets and capital loss. The volatility of fund prices may be increased
- Limited return potential due to short duration
- Sustainability approach narrows the investment universe
- Limited participation in the yield potential of single securities
- Success of single security analysis and active management not guaranteed
- Currency losses possible in share classes not hedged against investor currency

FOR FUND DISTRIBUTORS AND PROFESSIONAL INVESTORS ONLY

- 1) Calculated at the net asset value, excl. front-end load, distributions reinvested. Calculation according to method as defined by BVI, the German Fund Companies Association. **Any front-end loads reduce the capital employed and the performance.**
- 2) Benchmark history: until 30/09/2021 LIBOR USD 3-Month (hedged into EUR), until 28/11/2019 EURIBOR 3-Month (in EUR)
- 3) SFDR: EU Sustainable Finance Disclosure Regulation. Information accurate at time of publishing.
- 4) The Sharpe ratio states the relationship between the return generated by the fund and the investment risk. The fund's excess return versus the risk-free market rate is compared to volatility. Negative values are not meaningful.
- 5) Volatility measures the fluctuation range of the fund's performance over a specified period of time.
- 6) This is for guidance only and not indicative of future allocation.
- 7) Breakdown based on best available rating for each security. Data published by index provider are based on average ratings and may be different.
- 8) If the acquisition of Fund units is subject to a sales charge, up to 100% of such sales charge may be collected by the distributor; the exact amount shall be mentioned by the distributor as part of the investment advisory process. This also applies to any payment by the Management Company of an ongoing distribution fee from the all-in fee to the distributor. The all-in fee includes the expenses previously called management, administration and distribution fees.
- 9) TER generally: Total cost (except transaction costs) charged to the fund during the last financial year. TER for funds-of-funds: The costs incurred by the fund itself (except transaction costs). Since the fund held other investment units ("target funds") in the reporting period, further costs, charges and fees may have been incurred at the level of the target fund.
- 10) Theoretical Yield to Maturity is the approximation of the 1-year-forward-looking income characteristics of the Fund, considering both the spread and cash rate levels in each local market. Cash rates are based on the yield of a 1 year receiver swap in the local share class currency, spread is derived from the asset swap spread of the credit allocations, adjusted for forward currency hedging basis impacts. It is assumed that the bonds are held until maturity and interest income is reinvested on the same conditions. The yield to maturity is a portfolio characteristic; in particular, it does not reflect the actual fund income. The expenses charged to the fund are not taken into account. **As a result, the yield to maturity is not suitable as an indicator of the future performance of a bond fund.** Approximation is not a reliable indicator of future results.

Disclaimer

Investing involves risk. The value of an investment and the income from it may fall as well as rise and investors might not get back the full amount invested. Investing in fixed income instruments may expose investors to various risks, including but not limited to creditworthiness, interest rate, liquidity and restricted flexibility risks. Changes to the economic environment and market conditions may affect these risks, resulting in an adverse effect to the value of the investment. During periods of rising nominal interest rates, the values of fixed income instruments (including positions with respect to short-term fixed income instruments) are generally expected to decline. Conversely, during periods of declining interest rates, the values of these instruments are generally expected to rise. Liquidity risk may possibly delay or prevent account withdrawals or redemptions. Allianz Global Floating Rate Notes Plus is a sub-fund of Allianz Global Investors Fund SICAV, an open-ended investment company with variable share capital organised under the laws of Luxembourg. Past performance does not predict future returns. If the currency in which the past performance is displayed differs from the currency of the country in which the investor resides, then the investor should be aware that due to the exchange rate fluctuations the performance shown may be higher or lower if converted into the investor's local currency. This is for information only and not to be construed as a solicitation or an invitation to make an offer, to conclude a contract, or to buy or sell any securities. The products or securities described herein may not be available for sale in all jurisdictions or to certain categories of investors. This is for distribution only as permitted by applicable law and in particular not available to residents and/or nationals of the USA. The investment opportunities described herein do not take into account the specific investment objectives, financial situation, knowledge, experience or specific needs of any particular person and are not guaranteed. The Management Company

may decide to terminate the arrangements made for the marketing of its collective investment undertakings in accordance with applicable de-notification regulation. The views and opinions expressed herein, which are subject to change without notice, are those of the issuer companies at the time of publication. The data used is derived from various sources, and assumed to be correct and reliable at the time of publication. The conditions of any underlying offer or contract that may have been, or will be, made or concluded, shall prevail. For a free copy of the sales prospectus, incorporation documents, daily fund prices, key investor information, latest annual and semi-annual financial reports, contact the management company Allianz Global Investors GmbH in the fund's country of domicile, Luxembourg, or the issuer at the address indicated below or regulatory.allianzgi.com. Austrian investors may also contact the Austrian information agent Allianz Investmentbank AG, Hietzinger Kai 101-105, A-1130 Vienna. Please read these documents, which are solely binding, carefully before investing. This is a marketing communication issued by Allianz Global Investors GmbH, www.allianzgi.com, an investment company with limited liability, incorporated in Germany, with its registered office at Bockenheimer Landstrasse 42-44, 60323 Frankfurt/M, registered with the local court Frankfurt/M under HRB 9340, authorised by Bundesanstalt für Finanzdienstleistungsaufsicht (www.bafin.de). Allianz Global Investors GmbH has established branches in the United Kingdom, France, Italy, Spain, Luxembourg, Sweden, Belgium and the Netherlands. Contact details and information on the local regulation are available here (www.allianzgi.com/Info). The Summary of Investor Rights is available in English, French, German, Italian and Spanish at <https://regulatory.allianzgi.com/en/investors-rights>. The duplication, publication, or transmission of the contents, irrespective of the form, is not permitted; except for the case of explicit permission by Allianz Global Investors GmbH.