

# JPMorgan Liquidity Funds - US Dollar Liquidity Fund

**Class: JPM US Dollar Liquidity E (acc.)**

## Fund overview

**ISIN** LU1747646971 **Bloomberg** JPMUDEA LX **Reuters** LU1747646971.LUF

**Investment objective:** The Sub-Fund seeks to achieve a return in the Reference Currency in line with prevailing money market rates whilst aiming to preserve capital consistent with such rates and to maintain a high degree of liquidity.

**Investor profile:** This liquidity Sub-Fund uses high quality money market instruments to enhance returns. Investors in the Sub-Fund are therefore likely to be looking for an alternative to cash deposits for their medium-term or temporary cash investments, including seasonal operating cash for pension funds or the liquidity components of investment portfolios.

<b>Fund manager(s)</b>	<b>Domicile</b>	<b>Valuation date</b>
Doris Grillo	Luxembourg	Daily
Chris Tufts	<b>Fund assets</b>	<b>Cash settlement date</b>
John Tobin	USD 90570.8m	<b>Dealing deadline</b>
<b>Client portfolio manager(s)</b>	<b>NAV</b>	1700_EST
Jason Straker	USD 10111.53	<b>Minimum initial investment</b>
<b>Fund reference</b>	<b>Fund launch</b>	USD 100,000,000
currency USD	12 Jan 1987	<b>Minimum additional investment</b>
<b>Fund legal structure</b>	<b>Class launch</b>	USD 100,000,000
SICAV/UCITS	22 Jan 2018	<b>Ongoing charge</b> 0.11%
<b>Classification</b>	<b>Benchmark</b>	
Short Term Money	1 Week USD LIBID	
Market Fund		

## Fund ratings *As at 31 August 2018*

**Morningstar Category™** USD Money Market - Short Term  
**Moody's Fund Rating** Aaa-mf  
**Fitch Fund Rating** AAAMmf  
**S&P Fund Rating** AAAM

### PERFORMANCE DISCLOSURES

*Past performance is not a guide to current and future performance. The value of your investments and any income from them may fall as well as rise and you may not get back the full amount you invested.*

Source: J.P. Morgan Asset Management. Share class performance is shown based on the NAV (net asset value) of the share class with income (gross) reinvested including actual ongoing charges excluding any entry and exit fees. Indices do not include fees or operating expenses and you cannot invest in them.

The benchmark is for comparative purposes only unless specifically referenced in the Sub-Funds' Investment Objective and Policy.

See the material risks, general disclosures and definitions on page 2.

## Performance

**1** Class: JPM US Dollar Liquidity E (acc.)

**2** Benchmark: 1 Week USD LIBID

**GROWTH OF USD 100,000,000** *(in thousands) Calendar years*

Due to local regulation, we are unable to show performance for the first 12 months.

### CALENDAR YEAR PERFORMANCE (%)

Due to local regulation, we are unable to show performance for the first 12 months.

	2013	2014	2015	2016	2017	YTD
<b>1</b>	-	-	-	-	-	-
<b>2</b>	-	-	-	-	-	-

### RETURN (%)

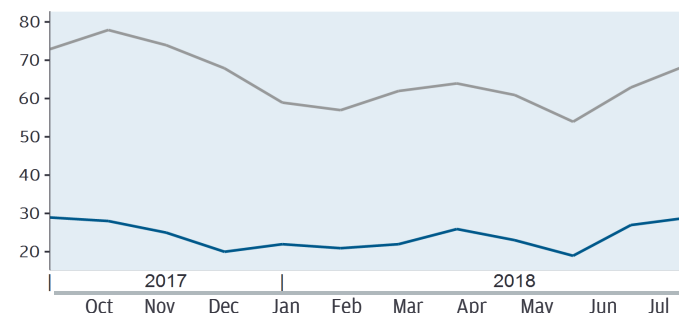
	1 month	3 months	1 year	ANNUALISED			Launch
				3 years	5 years		
<b>1</b>	-	-	-	-	-	-	-
<b>2</b>	-	-	-	-	-	-	-

7 day current yield as of 31/08/18 was 2.15%

### WEIGHTED AVERAGE MATURITY/LIFE

**■** Weighted Average Maturity in days As at 31/08/18 29 days

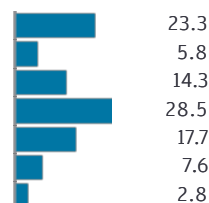
**■** Weighted Average Life in days As at 31/08/18 69 days



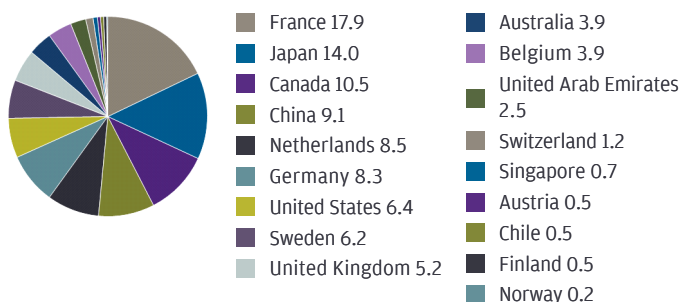
## Holdings

### TOP 10

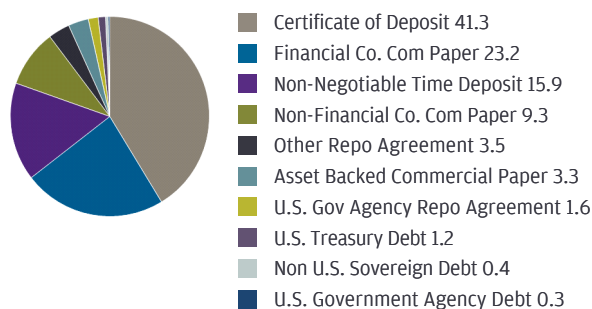
	Maturity date	% of assets	MATURITY (%)
Royal Bank Of Canada	04/09/18	1.7	Overnight
Societe Generale	04/09/18	1.4	2 - 7 Days
KBC Group	04/09/18	1.3	8 - 30 Days
US Government	13/09/18	1.2	1 - 3 Months
First Abu Dhabi Bank	04/09/18	1.1	4 - 6 Months
Mizuho Financial	04/09/18	1.1	6-9 Months
Swedbank	04/09/18	1.0	9-12 Months
Industrial & Com. Bank Of China	04/09/18	1.0	
Republic Of France	28/09/18	1.0	
Group BPCE	04/09/18	1.0	



### REGIONS (%)



### SECTORS (%)



## Key risks

### GENERAL DISCLOSURES

Before investing, obtain and review the current prospectus, Key Investor Information Document (KIID) and any applicable local offering document. These documents, as well as the annual and semi-annual reports and the articles of incorporation, are available free from your financial adviser, your J.P. Morgan Asset Management regional contact, the fund's issuer (see below) or at [www.jpmm.lu](http://www.jpmm.lu).

This material should not be considered as advice or an investment recommendation. Fund holdings and performance are likely to have changed since the report date. No provider of information presented here, including index and ratings information, is liable for damages or losses of any type arising from use of their information. No warranty of accuracy is given and no liability in respect of any error or omission is accepted. To the extent permitted by applicable law, we may record telephone calls and monitor electronic communications to comply with our legal and regulatory obligations and internal policies. Personal data will be collected, stored and processed by J.P. Morgan Asset Management in accordance with our EMEA Privacy Policy [www.jpmmorgan.com/emea-privacy-policy](http://www.jpmmorgan.com/emea-privacy-policy)

For additional information on the sub-fund's target market please refer to the Prospectus.

Annualised yields are quoted with a 365 day count

convention.

### INFORMATION SOURCES

Fund information, including performance calculations and other data, is provided by J.P. Morgan Asset Management (the marketing name for the asset management businesses of JPMorgan Chase & Co and its affiliates worldwide).

**All data is as at the document date unless indicated otherwise.**

© 2018 Morningstar. All Rights Reserved. The information contained herein: (1) is proprietary to Morningstar; (2) may not be copied or distributed; and (3) is not warranted to be accurate, complete or timely. Neither Morningstar nor its content providers are responsible for any damages or losses arising from any use of this information. The benchmark is for comparative purposes only unless specifically referenced in the Sub-Funds' Investment Objective and Policy.

### ISSUER

JPMorgan Asset Management (Europe) S.à r.l., 6, route de Trèves, L-2633 Senningerberg, Luxembourg. B27900, corporate capital EUR 10.000.000.

### DEFINITIONS

**Weighted Average Maturity** A Fund's WAM calculates an average time to maturity of all the securities held in the portfolio, weighted by each

security's percentage of net assets. The calculation takes into account the final maturity for a fixed income security and the interest rate reset date for floating rate securities held in the portfolio. This is a way to measure a fund's sensitivity to potential interest rate changes.

**Weighted Average Life** (also known as Weighted Average Final Maturity): A Fund's WAL calculates an average time to maturity of all the securities held in the portfolio, weighted by each security's percentage of net assets. In contrast to WAM, the WAL calculation takes into account the final maturity date for each security held in the portfolio. This is a way to measure a fund's sensitivity to potential credit spread changes.

**Yields** The 7-day yield reflects the performance of an investment in the Fund over the past seven days, which is then annualised.

The 30-day yield reflects the performance of an investment in the Fund over the past thirty days, which is then annualised.

The "current" yields are annualised on a simple basis, and the "effective" yields are annualised on a compound basis.

The yields of the Funds fluctuate with market conditions such that an investor's annualised return may be more or less than the yields reported.

**T+1/T+0** T+1 indicates next-day settlement of subscriptions and redemptions; T+0 indicates same-day settlement of subscriptions and redemptions.