

BGF Dynamic High Income Fund Class E5 Hedged EUR

OCTOBER 2021 FACTSHEET

Unless otherwise stated, Performance, Portfolio Breakdowns and Net Asset information as at: 31-Oct-2021. All other data as at 08-Nov-2021.

For Investors in the UK. Investors should read the Key Investor Information Document and Prospectus prior to investing.

FUND OVERVIEW

The Fund aims to generate a high income on your investment. The Fund invests globally in the full range of assets in which a UCITS may invest, including equity securities (e.g. shares), fixed income (FI) securities (such as bonds), funds, cash, deposits and money market instruments (i.e. debt securities with short term maturities). The asset classes and the extent to which the Fund is invested in these may vary without limit depending on market conditions and other factors at the investment adviser's (IA) discretion.

GROWTH OF HYPOTHETICAL 10,000



Share Class and Benchmark performance displayed in EUR. Source: BlackRock. Performance is shown on a Net Asset Value (NAV) basis, with gross income reinvested. **Source: BlackRock. Past performance is not a guide to future performance and should not be the sole factor of consideration when selecting a product.**

12 MONTH PERFORMANCE PERIODS - TO LAST QUARTER END

	30/9/2016- 30/9/2017	30/9/2017- 30/9/2018	30/9/2018- 30/9/2019	30/9/2019- 30/9/2020	30/9/2020- 30/9/2021	2020 Calendar Year
Share Class	N/A	N/A	0.79%	-4.31%	14.98%	0.80%

Share Class performance is calculated on a Net Asset Value (NAV) basis, with income reinvested, in Euro, net of fees. Benchmark performance displayed in EUR.

CUMULATIVE & ANNUALISED PERFORMANCE

	Cumulative (%)					Annualised (% p.a.)		
	1m	3m	6m	YTD	1 Year	3 Years	5 Years	Since Inception
Share Class	1.32%	0.12%	2.15%	7.47%	18.34%	5.65%	N/A	3.25%
Quartile Rank	3	4	3	3	2	3	N/A	N/A

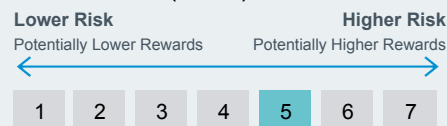
The figures shown relate to past performance. Past performance is not a reliable indicator of current or future results and should not be the sole factor of consideration when selecting a product or strategy. Share Class and Benchmark performance displayed in EUR, hedged fund benchmark performance is displayed in USD. Performance is shown on a Net Asset Value (NAV) basis, with gross income reinvested where applicable. The return of your investment may increase or decrease as a result of currency fluctuations if your investment is made in a currency other than that used in the past performance calculation. **Source: BlackRock**

Key Risks: Credit risk, changes to interest rates and/or issuer defaults will have a significant impact on the performance of fixed income securities. Potential or actual credit rating downgrades may increase the level of risk.

(Continued on page 2)

Capital at risk. All financial investments involve an element of risk. Therefore, the value of your investment and the income from it will vary and your initial investment amount cannot be guaranteed.

SYNTHETIC RISK & REWARD INDICATOR (SRRI)



KEY FACTS

Asset Class	MultiAsset
Morningstar Category	EUR Flexible Allocation - Global
Fund Launch Date	06-Feb-2018
Unit Class Launch Date	07-Mar-2018
Fund Base Currency	USD
Share Class Currency	EUR
Total Fund Size (M)	3,747.58 USD
Domicile	Luxembourg
Fund Type	UCITS
ISIN	LU1728558732
Bloomberg Ticker	BGDE5EH
Distribution Type	Quarterly
Minimum Initial Investment	5,000 USD*

* or currency equivalent

PORTFOLIO MANAGER(S)


Michael Fredericks
Justin Christofel
Alex Shingler

TOP HOLDINGS (%)

ISHARES \$ HIGH YIELD CRP BND ETF \$	5.16
ISHARES CORE S&P 500 UCITS ETF (DI	2.22
ISH ED MSCI USA VAL FCTR ETF	0.95
TAIWAN SEMICONDUCTOR MANUFACTURING	0.63
MSFT MERRILL LYNCH INTERNATIONAL & CO C 8.0612/16/2021	0.62
MSFT MERRILL LYNCH INTERNATIONAL & CO C 7.5711/15/2021	0.51
AAPL JP MORGAN STRUCTURED PRODUCTS BV 12.5111/4/2021	0.49
ISHARES J.P. MORGAN \$ EMER MKTS BD	0.42
RTY BARCLAYS BANK PLC 7.1211/4/2021	0.42
RTY BARCLAYS BANK PLC 8.3711/24/2021	0.42
Total of Portfolio	11.84

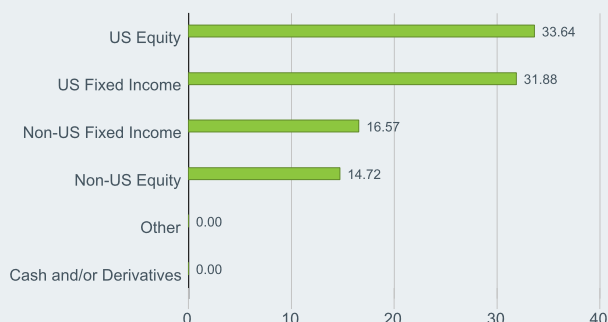
Holdings subject to change

RATINGS



Key Risks Continued: Currency Risk: The Fund invests in other currencies. Changes in exchange rates will therefore affect the value of the investment. The value of equities and equity-related securities can be affected by daily stock market movements. Other influential factors include political, economic news, company earnings and significant corporate events. Derivatives are highly sensitive to changes in the value of the asset on which they are based and can increase the size of losses and gains, resulting in greater fluctuations in the value of the Fund. The impact to the Fund can be greater where derivatives are used in an extensive or complex way.

ASSET TYPE BREAKDOWN (%)



Allocations subject to change.

FEES AND CHARGES

Max Initial Charge	3.00%
Exit Fee	
Ongoing Charge	2.26%
Performance Fee	0.00%

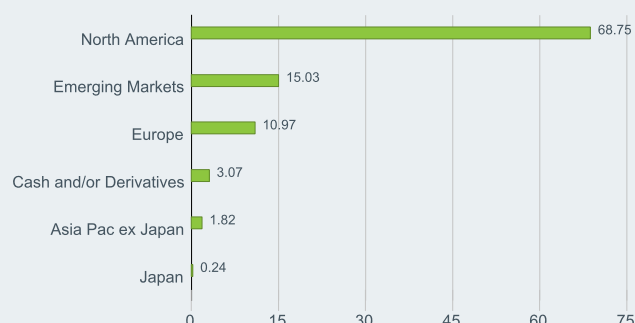
DEALING INFORMATION

Settlement	Trade Date + 3 days
Dealing Frequency	Daily, forward pricing basis

CREDIT RATINGS (%)



REGIONAL EXPOSURE (%)



GLOSSARY

Ongoing Charge: is a figure representing all annual charges and other payments taken from the fund.

Quartile Rank: categorises a fund into four equal bands based on their performance over a specified period within the relevant Morningstar's sector. The top or first quartile contains the top 25% of funds, through to the bottom or 4th quartile which contains the bottom 25% of funds.

SRRI: is a value based on the volatility of the fund, which gives an indication of the overall risk and reward profile of the Fund.

Performance Fee: is charged on any returns that, subject to a High Water Mark, the Fund achieves above its performance fee benchmark. Please refer to the Prospectus for further information.

+44 (0) 20 7743 3300 investor.services@blackrock.com

blackrock.co.uk

IMPORTANT INFORMATION:

All financial investments involve an element of risk. Therefore, the value of your investment and the income from it will vary and your initial investment amount cannot be guaranteed. BlackRock Global Funds (BGF) is an open-ended investment company established in Luxembourg which is available for sale in certain jurisdictions only. BGF is not available for sale in the U.S. or to U.S. persons. Product information concerning BGF should not be published in the U.S. Subscriptions in BGF are valid only if made on the basis of the current Prospectus, the most recent financial reports and the Key Investor Information Document, which are available on our website. Prospectuses, Key Investor Information Documents and application forms may not be available to investors in certain jurisdictions where the Fund in question has not been authorised. Issued by BlackRock Investment Management (UK) Limited (authorised and regulated by the Financial Conduct Authority). Registered office: 12 Throgmorton Avenue, London, EC2N 2DL. Registered in England No. 2020394. Tel: 020 7743 3000. For your protection, telephone calls are usually recorded. BlackRock is a trading name of BlackRock Investment Management (UK) Limited. When this document is issued in the EEA, it is issued by BlackRock (Netherlands) BV: Amstelplein 1, 1096 HA, Amsterdam, Tel: 020 – 549 5200, Trade Register No. 17068311. For more information, please see the website: www.blackrock.com. For your protection telephone calls are usually recorded. BlackRock is a trading name of BlackRock (Netherlands) B.V.. © 2021 BlackRock, Inc. All Rights reserved. BLACKROCK, BLACKROCK SOLUTIONS, iSHARES, SO WHAT DO I DO WITH MY MONEY, INVESTING FOR A NEW WORLD, and BUILT FOR THESE TIMES are registered and unregistered trademarks of BlackRock, Inc. or its subsidiaries in the United States and elsewhere. All other trademarks are those of their respective owners.

BLACKROCK