

## JUNE HIGHLIGHTS

The month in review closed with a performance of **36 bps**. The cumulated fund's performance over the last 12 months was 4.48%.

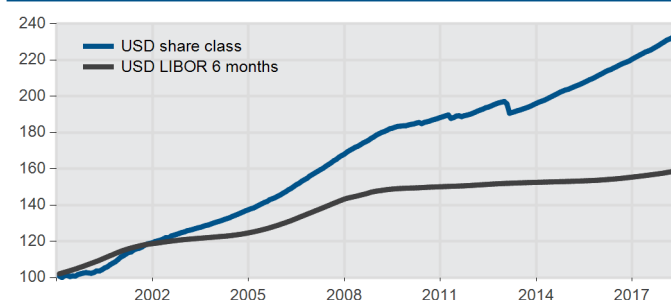
Over the month, the fund disbursed loans in nine countries to new and existing Microfinance Institutions (MFIs) for a total amount of **USD 43.5 million**. Total disbursements since the fund's inception exceeded **USD 3.0 billion in 1,323 loans**.

As of end of June the fund was well diversified. The fund's outreach includes 144 MFIs across 44 countries and the average exposure per MFI is USD 9.2 million. The portfolio average life remains short at 22 months.

## PERFORMANCE

Net Asset Value (NAV) in USD	1,676,527,280		
	USD	EUR	SEK
Share Value (Class H Shares)	10,176.95	10,059.07	10,068.83
Monthly return	0.36%	0.14%	0.14%
Return on investment YTD	2.21%	0.81%	0.92%
Since inception (annualized)	4.39%	1.45%	1.69%
Since inception (total return)	1.77%	0.59%	0.69%
Inception date Class H	Jan 18	Jan 18	Jan 18

## PERFORMANCE HISTORY <sup>1) 2)</sup>



## MONTHLY PERFORMANCE <sup>1)</sup>

	Jul 17	Aug 17	Sep 17	Oct 17	Nov 17	Dec 17	Jan 18	Feb 18	Mar 18	Apr 18	May 18	Jun 18
USD share class	0.26%	0.38%	0.37%	0.37%	0.42%	0.39%	0.43%	0.26%	0.31%	0.41%	0.42%	0.36%
EUR share class*	0.09%	0.18%	0.20%	0.19%	0.24%	-0.01%	0.22%	0.02%	0.05%	0.19%	0.19%	0.14%
SEK share class*	0.08%	0.20%	0.20%	0.20%	0.24%	0.11%	0.23%	0.11%	0.03%	0.21%	0.19%	0.14%

\* Hedged against USD

## ANNUAL PERFORMANCE <sup>1)</sup>

	2008	2009	2010	2011	2012	2013	2014	2015	2016	2017	2018*
USD share class	6.24%	3.10%	2.26%	1.18%	3.48%	-0.54%	3.95%	4.00%	4.00%	4.31%	2.21%
USD LIBOR 6 months	3.06%	1.09%	0.52%	0.51%	0.68%	0.41%	0.34%	0.49%	1.06%	1.47%	1.14%
EUR share class	6.60%	3.25%	2.17%	1.54%	3.03%	-0.94%	3.90%	3.54%	2.49%	1.97%	0.81%
EUR LIBOR 6 months	4.75%	1.39%	1.04%	1.59%	0.73%	0.25%	0.27%	0.05%	-0.17%	-0.28%	-0.16%
SEK share class	7.70%	3.24%	2.51%	3.05%	4.96%	0.30%	4.34%	3.30%	2.37%	2.21%	0.92%
SEK deposit 6 months	4.79%	1.02%	1.29%	2.35%	1.99%	1.19%	0.65%	-0.16%	-0.41%	-0.45%	-0.17%

\*YTD as of 29 June 2018.

## FUND FACTS

Average exposure per MFI	9,291,701
Weighted average life (years)	1.79
Weighted average interest rate duration (years)*	0.48
Number of countries	44
Number of MFIs	144
Number of loans outstanding	290
Cash & cash equivalents**	13%
Total disbursements since inception	3,054,701,566
Number of loans/tranches disbursed since inception	1,323

\*The low duration is due to the Fund hedging fixed rate loans by entering SWAP agreements which pay a floating rate of 6m Libor plus risk premium

\*\* Cash, money market and other assets

1) Performance history for Share Class H (in italics) calculated using share class S track record until 31/01/2018. Share class S track record is actual since 01 Sep 2016. Until 31 Aug 2016, it is calculated using realized gross performance of share class P and current management fees for Class S Shares; from 1 Feb 2018 effective net performance of Class H Shares

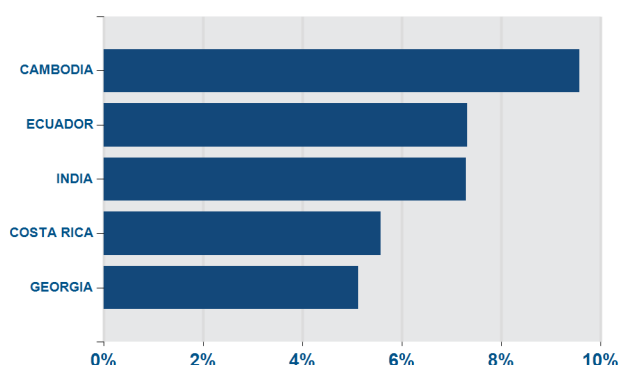
2) Since fund inception 18 Sept 1998

## FUND STATISTICS <sup>1) 2)</sup>

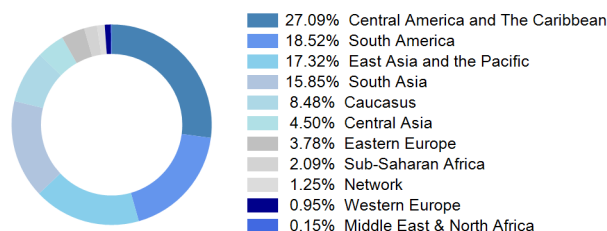
Annualized return	4.42%
Average monthly return	0.36%
Best month (Dec 2000)	1.23%
Worst month (Feb 2013)	-2.67%
Volatility	1.14
Sharpe Ratio (risk-free rate of 2.3%)	1.87
Correlation with MSCI World	-0.05
Correlation with JPM EMBI Global	0.07
Correlation with 6-month USD Libor Index	0.39

<b>Investment Manager</b>	BlueOrchard Finance Ltd	<b>Fund inception</b>	18-Sep-98	<b>Subscriptions</b>	Monthly, 30 days notice	<b>Currency</b>	ISIN
<b>Custodian &amp; TA</b>	Banque de Luxembourg & European Fund Administration S.A., Luxembourg	<b>Base currency</b>	USD	<b>Redemptions</b>	Monthly, 30 days notice	USD	LU1697011721
<b>Fund Structure</b>	SICAV Luxembourg, part II	<b>Income</b>	Reinvested	<b>Min subscription</b>	Equivalent of USD 10,000	EUR	LU1697012026
		<b>Management Fee</b>	1.2% p.a.	<b>TER</b>	n/a	SEK	LU1697011994

## TOP 5 COUNTRIES (AS % OF TOTAL ASSETS)



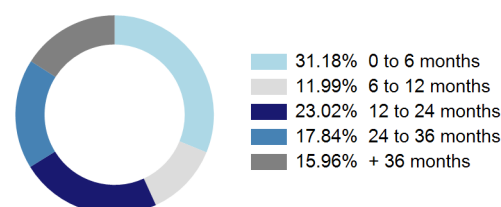
## EXPOSURE BY REGION (AS % OF MFI PORTFOLIO)



## TOP 5 HOLDINGS (AS % OF TOTAL ASSETS)

PRASAC	Cambodia	2.76%
PRODUBANCO	Ecuador	2.48%
BANCO FICOHSA HONDURAS	Honduras	2.27%
COOPENAE	Costa Rica	2.11%
BANCO PICHINCHA	Ecuador	1.96%

## EXPOSURE BY MATURITY (AS % OF TOTAL ASSETS)



## HIGHLIGHT PORTFOLIO

In 2013, LOLC Myanmar Microfinance Company Limited (LMM) received its license from the Myanmar Microfinance Supervisory Enterprise. LMM offers financial services including loans, savings and deposits. LMM plays an important role in promoting responsible, transparent and inclusive financial practices. Additionally, the bank nurtures respectful and long-term relationships with its clients. The bank targets micro and small entrepreneurs as well as the working class, with a strong focus on women. With 36 branches across the country, LMM employs 370 people and serves nearly 78'000 clients, of which 95% are women. LMM has endorsed the Smart Campaign.

## SOCIAL PERFORMANCE INDICATORS\*

Total # of microentrepreneurs reached by MFIs in the portfolio	21,701,599
# of microentrepreneurs reached by funding provided by BOMF	925,963
# of loan officers	70,628
% of rural clients	47%
% of female clients	53%
% of individual lending	83%
% of group lending	17%
Average loan size to microentrepreneurs	
Simple average across MFIs in USD	9,847
Median across MFIs in USD	2,241

\*Data based on the latest available data from MFIs in the portfolio.  
Includes some estimates by BlueOrchard

## CONTRIBUTION TO THE SDGs\*



\*Sustainable Development Goals of the United Nations

## MFI FINANCIAL INDICATORS\*\*

Asset growth (last 12 months)	20.03%
Portfolio growth (last 12 months)	19.85%
Return on assets (ROA) (last 12 months)	1.85%
Return on equity (ROE) (last 12 months)	10.57%
Portfolio at risk 30 days (PAR 30)	3.17%
Write-offs (last 12 months)	1.14%
Debt/equity ratio	5.26x

\*\*Data presented are medians across MFIs in the portfolio for period ending the 31 March 2018 from unaudited management reports as provided by MFIs. Data based on the latest available data in local currency from MFIs.

**For additional information, please contact:**

BlueOrchard Finance Ltd. Business Development:

✉ investor@blueorchard.com

☎ +41 44 441 55 51