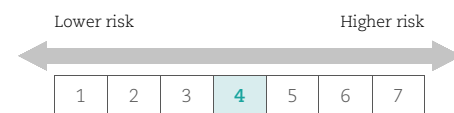


KEY DIFFERENTIATORS

- Quality comes first, we seek growth that can endure
- Team-based approach, rather than star-manager fund, which we believe leads to greater consistency
- ESG integrated into the investment process leveraging proprietary ESG research
- Culture matters. Comgest's broad partnership structure incentivises long-term thinking, an ESG mindset, teamwork and low employee turnover

INVESTMENT TEAM

Chantana Ward, Richard Kaye, Makoto Egami
Team may include advisors from affiliates within the Comgest Group.

RISK PROFILE

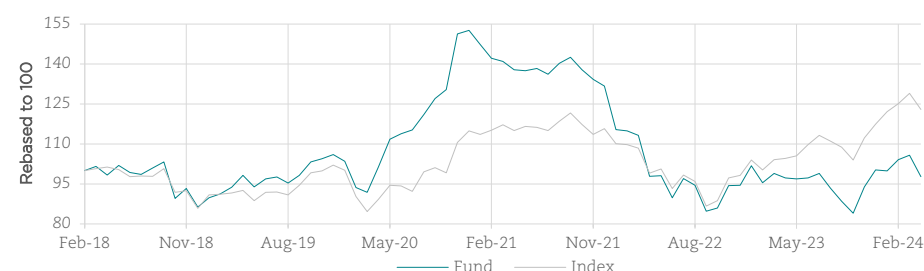
The indicator represents the risk profile presented in the PRIIPs Key Information Document. The indicator assumes you keep the product for 5 years otherwise the actual risk can vary significantly.

INVESTMENT POLICY

The objective of the Sub-Fund ("the Fund") is to increase the value of the Fund (capital appreciation) over the long term. The Fund intends to achieve this objective through investment in a portfolio of high-quality, long-term growth companies. The Fund will invest at least two-thirds of its assets in securities issued by companies listed or traded on regulated markets that have their headquarters in, or principally carry out their activities in Japan or in securities issued or guaranteed by the Japanese government.

The Fund is actively managed. The index is provided for comparative purposes only.

The Fund is aimed at investors with a long-term investment horizon (typically 5 years or more).

CUMULATIVE PAST PERFORMANCE (REBASED TO 100)**ROLLING PERFORMANCE (%)**

	Annualised							Since Incep.
	1 Month	QTD	YTD	1 Year	3 Years	5 Years	10 Years	
Fund	-7.6	-7.6	-2.6	0.4	-10.8	-0.1	--	-0.4
Index	-4.7	-4.7	4.7	17.5	2.2	5.8	--	3.4
Fund Volatility	--	--	--	19.8	21.1	21.3	--	20.4
Index Volatility	--	--	--	15.9	16.6	19.5	--	18.6

CALENDAR YEAR PAST PERFORMANCE (%)

	2019	2020	2021	2022	2023
Fund	22.8	43.9	-13.7	-28.3	6.2
Index	18.8	12.6	0.8	-15.2	19.6

ANNUAL PERFORMANCE (%) AS AT QUARTER END

	1Q18 -1Q19	1Q19 -1Q20	1Q20 -1Q21	1Q21 -1Q22	1Q22 -1Q23	1Q23 -1Q24
Fund	-7.6	-2.2	53.5	-19.7	-12.6	6.9
Index	-9.1	-7.6	38.4	-7.5	-3.9	23.9

Performance data expressed in USD. Returns may increase or decrease as a result of exchange rate fluctuations. Index: Topix - Net Return. The index is used for comparative purposes only and the Fund does not seek to replicate the index.

Past performance does not predict future returns.

Performance figures are calculated net of investment management fees, administrative fees and all other fees with the exception of sales charges. If taken into account, sales charges would have a negative impact on performance.

The cumulative graph and "Since Inception" data may refer to the last relaunch date of the share class which may differ from its actual inception date. Calendar year past performance is only shown for years for which a full calendar year of past performance is available.

RATINGS (AS AT 31/03/2024)

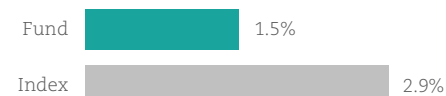
Morningstar Category:
EAA Fund Japan Large-Cap Equity
(Number of funds in Category: 1343)

SFDR CLASSIFICATION: Article 8

The Fund promotes environmental and/or social characteristics.

CARBON FOOTPRINT¹

Source: MSCI as at 31/03/2024, tCO₂e per JPY m invested.

ENVIRONMENTAL FOOTPRINT¹

Source: Trucost as at 31/03/2024, estimation of the environmental costs per JPY m invested.

30 April 2024

FUND COMMENTARY

The rebound of US inflation and yields hurt growth names in all markets, whilst the sequential decline in ASML orders and weak comments from TSMC proved a headwind for the portfolio's semiconductor-related holdings. Japan's iconic Nikkei index fell from its recent all-time highs, partly on global inflation and semiconductor concerns but also on geopolitical tension, with Japan's Prime Minister reaffirming the country's commitment to increase defence spending during a state visit to the US.

Despite these widespread market trends, the companies in your portfolio continue to meet our expectations by delivering consistent and idiosyncratic profit growth. Fast Retailing, with its clothing brand Uniqlo, maintained its healthy growth trend, this time with western markets supporting performance as Chinese consumption slowed somewhat. A meeting with the company reaffirmed our confidence in its China prospects, and more generally in the company's level of innovation and branding. Shin-Etsu Chemical announced plans to build its first Japan-based factory in decades – testimony to its confidence in the economy but also in the semiconductor industry's continuing innovation needs, including in Japan. We understand the factory will focus on resist and photomasks for semiconductor miniaturisation. The market was also reminded of the opportunities for NTT Data with its position as a data centre provider rising globally as well as in Japan. During the month, Oracle announced \$8bn data centre spending in Japan, following similar announcements by Microsoft and Amazon.

We continue to see signs that the themes which have dominated the Japanese market for the last couple of years, including inflation and "low price to book ratio" plays, are abating. Companies like the ones we mention here should reassure investors with their earnings guidance as they report for the fiscal year in the coming days. We expect this to be a trigger for a reassessment of the sustainable drivers of Japanese equity.

The views expressed in this document are valid at the time of publication only, do not constitute independent investment research and should not be interpreted as investment advice. The reference to specific companies does not constitute a recommendation to invest directly in these securities. Allocation is subject to change without notice. Remember that past performance does not predict future returns.

PORTFOLIO CHARACTERISTICS

Total Net Assets (all classes, m)	\$1,464.1
Number of holdings	39
Average weighted market cap (bn)	\$37.3
Weight of top 10 stocks	35.6%
Active share	72.2%

Holdings exclude cash and cash equivalents

TOP 5 HOLDINGS (%)

	Fund
Hitachi	4.0
FAST RETAILING	3.8
Keyence	3.8
Sony Group	3.7
Shin-Etsu Chemical	3.7

Above holdings are provided for information only, are subject to change and are not a recommendation to buy or sell

SECTOR BREAKDOWN (%)

	Fund	Index
Information Technology	23.5	13.3
Industrials	20.0	25.2
Consumer Discretionary	17.6	18.5
Financials	9.5	13.0
Consumer Staples	7.4	6.1
Health Care	6.5	6.9
[Cash]	6.0	--
Materials	5.2	5.7
Communication Services	2.7	6.7
Real Estate	1.5	2.2
Utilities	--	1.5
Energy	--	0.9

Source: Comgest / GICS sector classification

COUNTRY BREAKDOWN (%)

	Fund	Index
Japan	94.0	100.0
[Cash]	6.0	--

Source: Comgest / MSCI country classification

RISKS

This Fund has the following core inherent risks (non-exhaustive list):

- Investing involves risk including possible loss of principal.
- The value of all investments and the income derived therefrom can decrease as well as increase.
- There is no assurance that the investment objective of the Fund will be achieved.
- To the extent that the Fund is invested in or denominated in a currency other than yours, the cost and return in your currency may increase or decrease due to exchange rate fluctuations.
- A more detailed description of the risk factors that apply to the Fund is set out in the Prospectus.

Please see important information on following pages.

Issued by Comgest Asset Management International Limited, 46 St. Stephen's Green, Dublin 2, Ireland - info@comgest.com

Source: CAMIL / FactSet financial data and analytics, unless otherwise stated. All information and performance data is as at 30/04/2024, unless otherwise indicated, and is unaudited.

30 April 2024

FUND DETAILS**ISIN:** IE00BDZVY409**Bloomberg:** CGJPURA ID**Domicile:** Ireland**Dividend Policy:** Accumulation**Fund Base Currency:** JPY**Share Class Currency:** USD**Share Class Inception Date:** 21/03/2018**Index (used for comparative purposes only):**
Topix - Net Return**Ongoing Charges:** 1.77% p.a of the NAV**Investment Manager's Fees (part of ongoing charges):** 1.70% p.a of the NAV**Maximum Sales Charge:** 2.00%**Exit Charge:** None**Minimum Initial Investment:** USD 10**Minimum Holding:** None**Contact for Subscriptions and Redemptions:**CACEIS Investor Services Ireland Limited
Dublin_TA_Customer_Support@caceis.com
Tel: +353 1 440 6555 / Fax: +353 1 613 0401**Dealing Frequency:** Any business day (D) when banks in Dublin and the primary trading exchanges in Japan are open for business**Cut Off:** 5:00 pm Irish time on day D-1
An earlier deadline for receipt of application or redemption requests may apply if your request is sent through a third party. Please enquire with your local representative, distributor or other third party**NAV:** Calculated using closing prices of D**NAV Known:** D+1**Settlement:** D+3**Legal Structure:** Comgest Growth Japan, a sub-fund of Comgest Growth plc (an open-ended investment company with variable capital authorised by the Central Bank of Ireland), is an Undertaking for Collective Investment in Transferable Securities (UCITS)**Management Company:** None as Comgest Growth plc is self-managed**Investment Manager:** Comgest Asset Management International Limited (CAMIL) Regulated by the Central Bank of Ireland and registered as an investment adviser with the U.S. Securities and Exchange Commission SEC registration does not imply a certain level of skill or training**Sub-Investment Manager:** Comgest S.A. (CSA) Regulated by the Autorité des Marchés Financiers - GP 90023**IMPORTANT INFORMATION**

This is a marketing communication. Please refer to the fund prospectus and to the PRIIPS KID before making any final investment decisions. UK investors should refer to the UCITS KIID. Tax applicable to an investment depends on individual circumstances. Depending on where you live, the Fund may not be available to you for subscription. In particular this Fund cannot be offered or sold publicly in the United States. Consult your financial or professional adviser for more information on investing and taxation.

The Prospectus, the PRIIPS KID, the UCITS KIID (UK investors), the latest annual and interim reports and any country specific addendums can be obtained free of charge from the Investment Manager (at www.comgest.com) or the Administrator and from local representatives/paying agents listed below. For a full list of the local representatives/paying agents please contact Comgest at info@camil.com. Prospectus may be available in English, French or German and the PRIIPS KIDs in a language approved by the EU/EEA country of distribution.

- United Kingdom: BNP Paribas Trust Corporation UK Limited, Facilities Agency Services, c/o Company Secretarial Department, 10 Harewood Avenue, London, NW1 6AA. Investors in the United Kingdom WILL NOT have any protection under the UK Financial Services Compensation Scheme.
- Sweden: SEB Merchant Banking, Custody Services, Global Funds, RB6, Rissneleden 110, SE-106 40 Stockholm.
- Spain: Allfunds Bank S.A., c/Estafeta no. 6 (La Moraleja), Complejo Plaza de la Fuente, Edificio 3, 28109, Alcobendas, Madrid, Spain. The CNMV registration number of Comgest Growth plc is 1294.
- Switzerland: BNP Paribas, Paris, Zurich Branch, Selnaustrasse 16, 8002 Zürich.

Further information or reporting may be available from the Investment Manager upon request.

Complaints handling policies are available in English, French, German, Dutch and Italian on our website at www.comgest.com in the regulatory information section. Comgest Growth Plc may decide to terminate at any time the arrangements made for the marketing of its UCITS.

© 2024 Morningstar, Inc. All rights reserved. The information contained herein: (1) is proprietary to Morningstar and/or its information providers; (2) may not be copied, adapted or distributed; and (3) is not warranted to be accurate, complete or timely. Neither Morningstar nor its information providers are responsible for any investment decisions, damages or losses arising from any use of this information or any information provided in conjunction with it.

Morningstar Medalist Rating™ is a forward-looking measure derived through research of three key pillars, People, Process, and Parent. It is expressed on a five-tier scale running from Gold to Negative. The Medalist Rating is not a statement of fact, nor is it a credit or risk rating, and should not be used as the sole basis for investment decisions. It is not intended to be nor is a guarantee of future performance.

Carbon Footprint: estimates the apportioned Scope 1 and 2 greenhouse gases emissions of the portfolio holdings.

Environmental Footprint: estimates the apportioned ratio of annual costs linked to greenhouse gases, water abstraction, waste generation, air, land & water pollutants, and natural resource use associated with the portfolio holdings per JPY m invested.

Environmental Footprint Source: S&P Trucost Limited © Trucost 2024. All rights in the Trucost data and reports vest in Trucost and/or its licensors. Neither Trucost, nor its affiliates, nor its licensors accept any liability for any errors, omissions or interruptions in the Trucost data and/or reports. No further distribution of the Data and/or Reports is permitted without Trucost's express written consent.

Index Source: TOPIX. The TOPIX Index Value and the TOPIX Marks are subject to the proprietary rights owned by JPX Market Innovation & Research, Inc. or affiliates of JPX Market Innovation & Research, Inc. (hereinafter collectively referred to as "JPX") and JPX owns all rights and know-how relating to TOPIX such as calculation, publication and use of the TOPIX Index Value and relating to the TOPIX Marks.

For more detailed information on ESG integration please consult our website: www.comgest.com/en/our-business/esg

Active Share: The percentage of fund holdings that is different from the reference index holdings. A fund that has no holdings in common with the reference index will have an active share of 100%, and a fund that has exactly the same holdings as the reference index considered will have an active share of 0%.

ADR - American Depositary Receipt: A negotiable security that represents securities of a foreign company and allows that company's shares to trade in the financial markets of the United States.

Annualised: A figure converted into an annual rate. Figures covering a period of more than one year are averaged to present a figure for a 12-month period.

Bp(s) - Basis point(s): One basis point is equal to one hundredth of 1% (i.e. 0.01%).

BV - Book Value: The value of the company assets minus its liabilities.

CAGR - Compound Annual Growth Rate: The rate of return that would be required for an investment to grow from its beginning balance to its ending balance, assuming the profits were reinvested at the end of each year of the investment's lifespan.

CapEx - Capital Expenditure: The money invested by a company to acquire or upgrade fixed, physical, non-consumable assets such as property, plants, buildings, technology, or equipment.

Cash Flow: The net amount of cash and cash equivalents being transferred in and out of a company. Cash received signifies inflows, and cash spent signifies outflows.

CPI - Consumer Price Index: An index that measures the overall change in consumer prices based on a representative basket of goods and services over time. It is the metric often used to measure inflation.

DY - Dividend Yield: A ratio that shows how much a company pays out in dividends each year relative to its share price.

EBITDA - Earnings Before Interest, Taxes, Depreciation and Amortisation: Used to measure a company's core profitability and is calculated by adding interest, tax, depreciation and amortisation expenses to net income.

EBIT - Earnings Before Interest and Taxes: Used to measure a company's core profitability and is calculated by adding interest and tax expenses to net income.

EPS - Earnings Per Share: The profits of a company attributed to each share, calculated by dividing profits after tax by the number of shares. EPS serves as an indicator of a company's profitability.

FCF - Free Cash Flow: The cash generated by a company from its normal business operations after subtracting any money spent on capital expenditures.

GDP - Gross Domestic Product: The total market value of all the finished goods and services produced within a country's border in a specific time period.

GDR - Global Depositary Receipt: A certificate issued by a bank that represents shares in a foreign stock on two or more global markets. A GDR is similar to an American depositary receipt (ADR), except an ADR only lists shares of a foreign country in the markets of the United States.

LTM - Last 12 Months: LTM multiples are backward-looking and are based on historical performance.

Market Cap(italisation): A measure of a company's size, calculated by multiplying the total number of shares in issue by the current share price. Companies are commonly grouped according to size, such as small cap, mid cap, large cap or all cap. There is no consensus on the definition of these groupings and they may vary from portfolio to portfolio depending on the country of investment.

NAV - Net Asset Value: The current market value of the portfolio's assets minus the portfolio's liabilities.

NTM - Next 12 Months: NTM multiples are forward-looking and are based on projected performance.

Ongoing Charges: A fund's operational costs over a year. Ongoing Charges are calculated as a percentage of the average fund size over the year and include, for example, investment manager's fees, administration fees and custody costs.

Operating Margin: Measures how much profit a company makes on a dollar (or relevant currency) of sales after paying for variable costs of production, such as wages and raw materials, but before paying interest or tax.

Operating Profit: A company's gross income less operating expenses and other business-related expenses, such as wages, cost of goods sold (COGS) and depreciation.

Organic Growth: Growth a company achieves by increasing output and enhancing sales through the business' own operations and internal processes. This does not include profits or growth attributable to mergers, acquisitions, divestitures and foreign exchange but rather an increase in sales and expansion through the company's own resources.

Organic Sales: Sales generated from within a company that are a direct result of the company's existing operations and internal processes. Organic sales do not include the impacts of mergers, acquisitions, divestitures and foreign exchange.

P/B or P/BV - Price-to-Book Value Ratio: Measures the market's valuation of a company relative to its book value. P/B or P/BV is calculated by dividing the company's stock price per share by its book value per share.

P/E - Price-to-Earnings Ratio: A ratio used to value a company's shares. It is calculated by dividing the current market price by the earnings per share.

P/S - Price-to-Sales Ratio: A valuation ratio that compares a company's stock price to its revenues. It is an indicator of the value that financial markets have placed on each dollar of a company's sales or revenues.

PEG - Price/Earnings-To-Growth Ratio: A stock's price-to-earnings (P/E) ratio divided by the growth rate of its earnings for a specified time period. The PEG ratio is used to determine a stock's value while also factoring in the company's expected earnings growth.

PMI - Purchasing Managers' Index: An index of the prevailing direction of economic trends in the manufacturing and service sectors.

Reference Index: Index against which a fund's performance is compared.

ROE - Return On Equity: Measures financial performance and is calculated by dividing net income by shareholders' equity. ROE is a gauge of a company's profitability and how efficiently it generates those profits.

ROIC - Return On Invested Capital: Calculation used to assess a company's efficiency at allocating the capital under its control to profitable investments.

SME - Small- Or Medium-Sized Enterprise: A company, or companies considered as a group, that are neither very small nor very large and which employ fewer than a given number of employees. This number varies across countries.

Volatility: Measures the movements of an asset up and down over time. Volatility is generally considered to be a measure of risk.