

KEY FEATURES (Source: Amundi Group)

Creation date : 14/12/2017
Fund structure : SICAV under Luxembourg law
Directive : UCITS IV
AMF classification : International Equities
Benchmark : 100% FONDS NON BENCHMARKE
Comparative benchmark : 100.0% MSCI WORLD
PEA eligible : No
Currency : EUR
Type of shares : Capitalization
ISIN code : LU1734694380
Bloomberg code : CPMEGRA LX
Minimum recommended investment horizon : > 5 years

Risk Indicator (Source : Fund Admin)



Lower Risk

Higher Risk

The risk indicator assumes you keep the product for 5 years. The summary risk indicator is a guide to the level of risk of this product compared to other products. It shows how likely it is that the product will lose money because of movement in the markets or because we are not able to pay you.

KEY FIGURES (Source: Amundi Group)

Net Asset Value (NAV) : 149.92 (EUR)
Assets Under Management (AUM) : 330.59 (million EUR)
Last coupon : -

KEY PEOPLE (Source: Amundi Group)

Management company : CPR ASSET MANAGEMENT
Custodian / Administrator : CACEIS Bank, Luxembourg Branch / CACEIS Fund Administration Luxembourg

OPERATION & FEES (Source: Amundi Group)

Frequency of NAV calculation : Daily
Order cut-off time : 09:00
Execution NAV : D
Subscription Value Date / Redemption Date : D+2 / D+2
Minimum initial subscription : 1 Ten-Thousandth of Share(s)/Equitie(s)
Minimum subsequent subscription : 1 Ten-Thousandth of Share(s)/Equitie(s)
Subscription fee (max) / Redemption fee : 5.00% / 0.00%
Annual management charges (max.) : 0.70%
Administrative fees : 0.30%
Performance fees : Yes

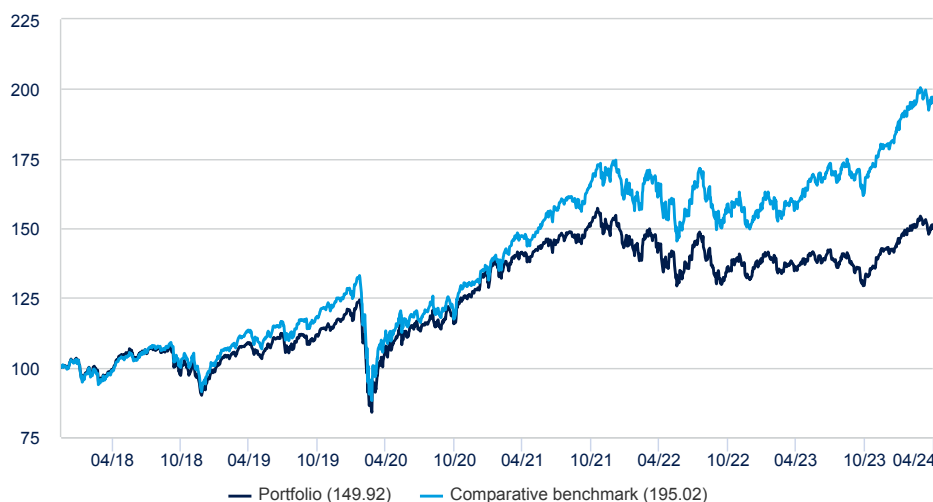
All details are available in the legal documentation

INVESTMENT STRATEGY (Source: Amundi Group)

The investment objective is to outperform global equity markets over a long-term period (minimum of five years) by investing in equity funds or equities that benefit from global thematic trends.

ANALYSIS OF THE NET PERFORMANCE (Source: Fund Admin)

CHANGE IN NET ASSET VALUE BASE 100 (Source: Fund Admin)



ANNUALISED PERFORMANCES (Source: Fund Admin) ¹

Since	YTD 29/12/2023	1 month 28/03/2024	3 months 31/01/2024	1 year 28/04/2023	3 years 30/04/2021	5 years 30/04/2019	Since 14/12/2017
Portfolio	4.88%	-2.86%	3.71%	10.03%	2.13%	6.64%	6.55%
Comparative benchmark	8.31%	-2.72%	5.24%	22.23%	9.88%	11.49%	11.04%
Comparative Spread	-3.43%	-0.15%	-1.53%	-12.20%	-7.75%	-4.85%	-4.48%

¹ Data corresponding to periods of more than a year are annualised.

ANNUAL PERFORMANCES (Source: Fund Admin) ²

	2023	2022	2021	2020	2019	2018	2017	2016	2015	2014
Portfolio	8.46%	-13.91%	19.06%	10.42%	25.48%	-6.88%	-	-	-	-
Comparative benchmark	19.60%	-12.78%	31.07%	6.33%	6.32%	-4.11%	-	-	-	-
Comparative Spread	-11.14%	-1.14%	-12.01%	4.09%	19.17%	-2.77%	-	-	-	-

² Performance varies over time and is not a reliable indication of future results. The investments are subject to market fluctuations and may gain or lose value.

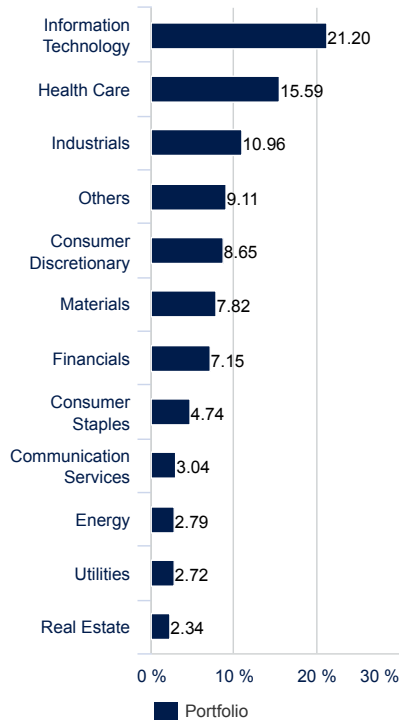
RISK ANALYSIS (Source: Fund Admin) *

	1 year	3 years	5 years	Inception to date *
Portfolio volatility	9.38%	12.19%	15.95%	15.35%
Comparative index volatility	10.44%	12.97%	16.63%	15.93%

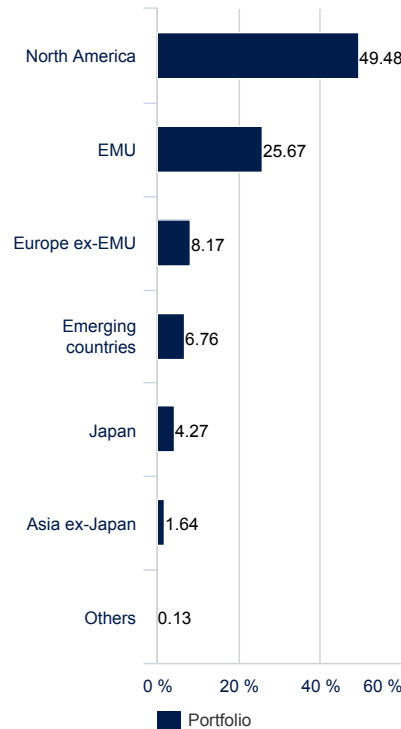
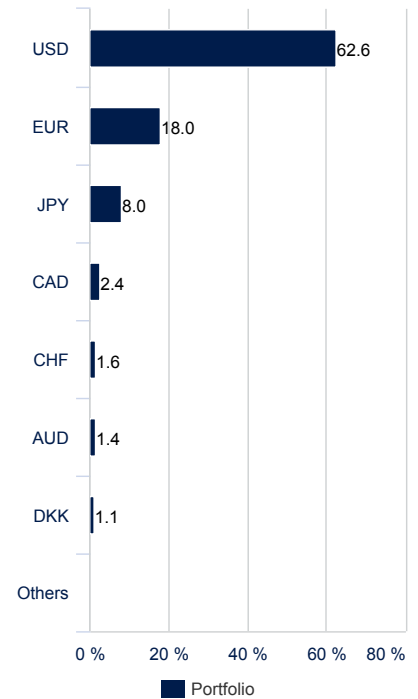
* Annualised data

EQUITY

30/04/2024

PORTFOLIO BREAKDOWN (Source: Amundi Group)**SECTOR BREAKDOWN** (Source: Amundi Group) *

* % of assets

GEOGRAPHICAL BREAKDOWN (Source: Amundi Group)**BREAKDOWN BY CURRENCY** (Source: Amundi Group) **

** As a percentage of the assets - including currency hedging

Issuer number (excluding cash)	22
Cash as % of total assets	1.99%

MAIN POSITIONS IN PORTFOLIO

(Source: Amundi Group)

	Megatendance	Weight
CPR INVEST - GLOBAL DISRUPTIVE OPPORTUNITIES	Technology	18.54%
CPR INVEST - CLIMATE ACTION O ACC	Climate	14.15%
CPR INVEST - FOOD FOR GENERATIONS - O -	Demography	8.71%
CPR INVEST - GLOBAL SILVER AGE	Demography	8.38%
CPR INVEST - SOCIAL IMPACT - O EUR ACC	Inequalities	7.48%

TEAM MANAGEMENT

**Malik Haddouk**

Head_of_Multi-Asset_Fund_Solutions

**Julien Levy Kern**

Portfolio Manager

**Steve Chan Tat Chuen**

Co-Portfolio Manager