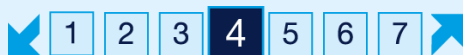


## KEY FEATURES (Source: Amundi Group)


**Creation date** : 14/12/2017  
**Fund structure** : SICAV under Luxembourg law  
**Directive** : UCITS IV  
**AMF classification** : International Equities  
**Benchmark** : 100% FONDS NON BENCHMARKE  
**Comparative benchmark** : 100.0% MSCI WORLD  
**PEA eligible** : No  
**Currency** : EUR  
**Type of shares** : Capitalization  
**ISIN code** : LU1734693812  
**Bloomberg code** : CPMEGAA LX  
**Minimum recommended investment horizon** : > 5 years

## Risk Indicator (Source : Fund Admin)



Lower Risk

Higher Risk

 The risk indicator assumes you keep the product for 5 years. The summary risk indicator is a guide to the level of risk of this product compared to other products. It shows how likely it is that the product will lose money because of movement in the markets or because we are not able to pay you.

## KEY FIGURES (Source: Amundi Group)

**Net Asset Value (NAV)** : 147.54 ( EUR )  
**Assets Under Management (AUM)** : 351.15 ( million EUR )  
**Last coupon** : -

## KEY PEOPLE (Source: Amundi Group)

**Management company** : CPR ASSET MANAGEMENT  
**Custodian / Administrator** : CACEIS Bank, Luxembourg Branch / CACEIS Fund Administration Luxembourg

## OPERATION & FEES (Source: Amundi Group)

**Frequency of NAV calculation** : Daily  
**Order cut-off time** : 09:00  
**Execution NAV** : D  
**Subscription Value Date / Redemption Date** : D+2 / D+2  
**Minimum initial subscription** : 1 Ten-Thousandth of Share(s)/Equitie(s)  
**Minimum subsequent subscription** : 1 Ten-Thousandth of Share(s)/Equitie(s)  
**Subscription fee (max) / Redemption fee** : 5.00% / 0.00%  
**Annual management charges (max.)** : 1.40%  
**Administrative fees** : 0.30%  
**Performance fees** : Yes

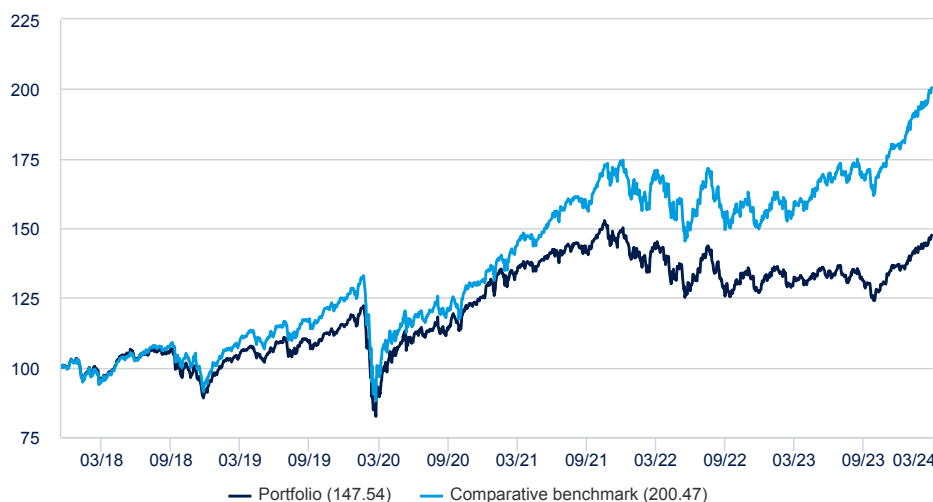
All details are available in the legal documentation

## INVESTMENT STRATEGY (Source: Amundi Group)

The investment objective is to outperform global equity markets over a long-term period (minimum of five years) by investing in equity funds or equities that benefit from global thematic trends.

## ANALYSIS OF THE NET PERFORMANCE (Source: Fund Admin)

### CHANGE IN NET ASSET VALUE BASE 100 (Source: Fund Admin)



## ANNUALISED PERFORMANCES (Source: Fund Admin) <sup>1</sup>

Since	YTD 29/12/2023	1 month 29/02/2024	3 months 29/12/2023	1 year 31/03/2023	3 years 31/03/2021	5 years 29/03/2019	Since 14/12/2017
Portfolio	7.77%	3.14%	7.77%	11.39%	3.11%	7.14%	6.38%
Comparative benchmark	11.33%	3.39%	11.33%	25.82%	11.72%	12.93%	11.69%
Comparative Spread	-3.56%	-0.25%	-3.56%	-14.43%	-8.61%	-5.80%	-5.31%

<sup>1</sup> Data corresponding to periods of more than a year are annualised.

## ANNUAL PERFORMANCES (Source: Fund Admin) <sup>2</sup>

	2023	2022	2021	2020	2019	2018	2017	2016	2015	2014
Portfolio	7.71%	-14.51%	18.24%	9.75%	24.64%	-7.77%	-	-	-	-
Comparative benchmark	19.60%	-12.78%	31.07%	6.33%	6.32%	-4.11%	-	-	-	-
Comparative Spread	-11.89%	-1.73%	-12.83%	3.42%	18.33%	-3.66%	-	-	-	-

<sup>2</sup> Performance varies over time and is not a reliable indication of future results. The investments are subject to market fluctuations and may gain or lose value.

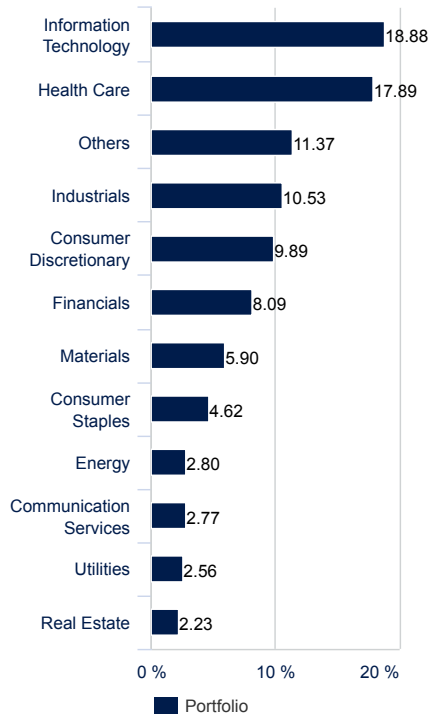
## RISK ANALYSIS (Source: Fund Admin) \*

	1 year	3 years	5 years	Inception to date *
Portfolio volatility	8.67%	12.01%	15.88%	15.37%
Comparative index volatility	9.57%	12.79%	16.57%	15.94%

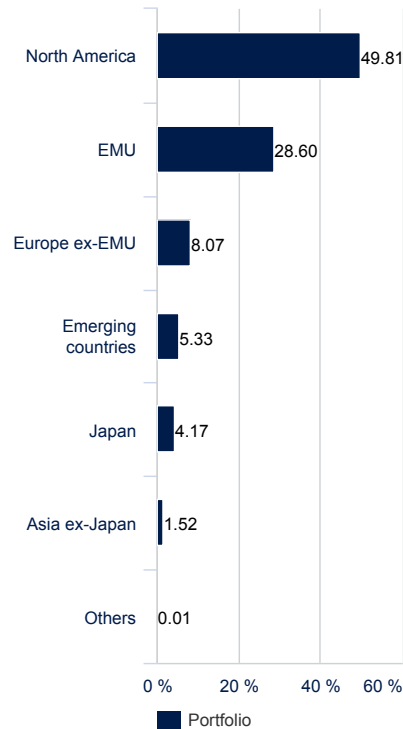
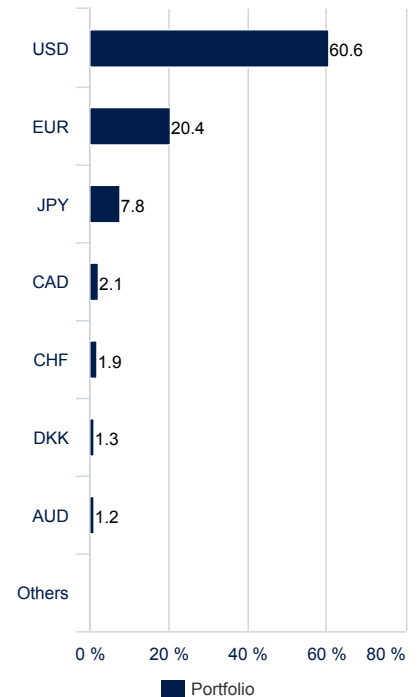
\* Annualised data

EQUITY

31/03/2024

**PORTFOLIO BREAKDOWN** (Source: Amundi Group)**SECTOR BREAKDOWN** (Source: Amundi Group) \*

\* % of assets

**GEOGRAPHICAL BREAKDOWN** (Source: Amundi Group)**BREAKDOWN BY CURRENCY** (Source: Amundi Group) \*\*

\*\* As a percentage of the assets - including currency hedging

Issuer number (excluding cash)	22
Cash as % of total assets	3.10%

**MAIN POSITIONS IN PORTFOLIO**

(Source: Amundi Group)

	Megatendance	Weight
CPR INVEST - GLOBAL DISRUPTIVE OPPORTUNITIES	Technology	16.63%
CPR INVEST - CLIMATE ACTION O ACC	Climate	15.71%
CPR INVEST - GLOBAL SILVER AGE	Demography	10.20%
CPR INVEST - FOOD FOR GENERATIONS - O -	Demography	7.71%
CPR INVEST - SOCIAL IMPACT - O EUR ACC	Inequalities	6.68%

## TEAM MANAGEMENT

**Malik Haddouk**

Head\_of\_Multi-Asset\_Fund\_Solutions

**Jean-Marie Debeaumarché**

Portfolio Manager

**Julien Levy Kern**

Portfolio Manager