

# LO Funds – Commodity Risk Premia

## Syst. NAV Hdg, (EUR) M

### Fact Sheet (marketing document)

Liquid Alternatives Strategies • Alternatives

29 February 2020

#### FUND FACTS

Domicile/Legal structure	Luxembourg/SICAV
Legal Status	UCITS
Fund inception date	6 July 2011
Currency of Fund	USD
Currency of share class	EUR Hedged
Fund manager	M. Pellaud (Ph.D.), L. Joué
Net assets (all classes)	EUR 207.65 million
Liquidity (sub./red.)	Daily, 15:00
Min. investment	EUR 3'000
Management fee	0.825%
Distribution fee	0.00%
FROC	0.35%
TER max (30 September 2019)	1.18%

#### RISK AND REWARD PROFILE

1	2	3	4	5	6	7
Low						High

CODES	Class A	Class D
ISIN	LU0866414377	LU0866414450
Bloomberg	LOCREUM LX	LOCSEMD LX
NAV	EUR 4.70	EUR 4.62

#### FISCAL INFORMATION

Last dividend paid (27.11.2019)	EUR 0.09
---------------------------------	----------

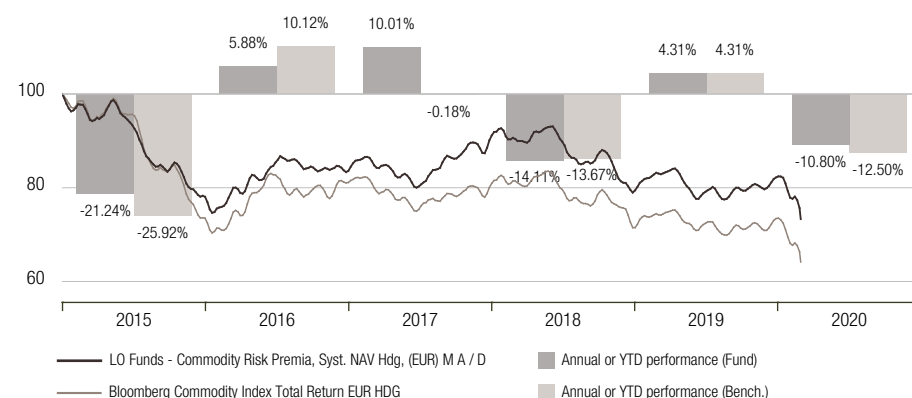
#### RATINGS

Morningstar Category	EAA Fund Commodities - Broad Basket
----------------------	-------------------------------------

#### HIGHLIGHTS

LO Funds - Commodity Risk Premia is a rule-based long-only commodity strategy launched in July 2011. It offers exposure to commodities in the energy, agriculture and metal sectors. It seeks to deliver stronger risk-adjusted returns over an economic cycle than traditional indices such as the Bloomberg Commodity Index. The investment approach seeks to replicate, through a Total Return Swap, LOIM Commodity index. This index equalises the risk contribution of three sectors (energy, metal, agriculture) and of individual commodities within each of these. The cost of rolling forward future contracts is optimised whilst taking into account the shape of forward curves in commodity markets.

#### NET PERFORMANCE AND ANNUAL PERFORMANCE IN EUR Dec 31, 2014 - Feb 29, 2020

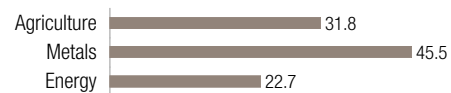
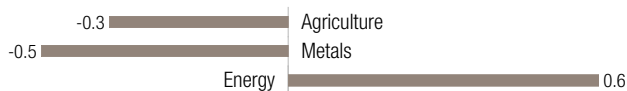


Value of investments is variable and can go down as well as up.

NET PERFORMANCE IN EUR	Cumulative		Annualized	
	Fund	Bench.	Fund	Bench.
YTD	-10.80%	-12.50%	-	-
1 month	-5.33%	-5.25%	-	-
3 months	-7.39%	-8.39%	-	-
1 year	-12.16%	-13.89%	-	-
3 years	-15.13%	-21.41%	-5.29%	-7.68%
5 years	-25.28%	-35.11%	-5.64%	-8.25%
Total return (since 06.07.2011)	-53.02%	-59.32%	-8.33%	-9.84%

#### STATISTICS 28.02.2015 - 29.02.2020

	Fund	Bench.
Annualised volatility	10.40%	11.86%
Sharpe ratio	-0.51	-0.67
Max. drawdown	-25.57%	-35.11%
Correlation		0.835
Tracking error		6.54%

**PERFORMANCE CONTRIBUTION (IN %)****FUND WEIGHTS (IN %)****PERF. ATTRIBUTION (IN %) - ALLOCATION EFFECT****PERF. ATTRIBUTION (IN %) - SELECTION EFFECT****MONTHLY RETURNS  
IN %**

	2015		2016		2017		2018		2019		2020	
	Fund	Bench.	Fund	Bench.	Fund	Bench.	Fund	Bench.	Fund	Bench.	Fund	Bench.
January	-3.9	-3.6	-3.8	-1.8	3.1	-0.0	0.8	1.7	4.4	5.2	-5.8	-7.6
February	2.1	2.6	2.0	-1.7	0.5	0.1	-2.7	-1.9	1.5	0.8	-5.3	-5.3
March	-4.5	-5.4	2.4	3.5	-1.7	-2.8	-0.5	-0.9	-0.4	-0.4		
April	5.1	5.5	5.9	8.4	-2.0	-1.6	2.4	2.4	-0.6	-0.7		
May	-3.0	-2.8	-2.4	-0.3	-0.7	-1.4	1.8	1.2	-6.0	-3.7		
June	-2.1	1.7	4.6	4.0	-1.3	-0.4	-2.7	-3.7	2.3	2.4		
July	-6.8	-10.8	-0.0	-5.2	2.8	2.0	-4.4	-2.4	0.7	-0.9		
August	-2.6	-0.9	-1.9	-1.9	3.3	0.2	-1.1	-2.0	-2.3	-2.6		
September	-2.0	-3.5	0.7	3.0	-0.7	-0.3	1.2	1.7	1.1	1.0		
October	1.0	-0.5	-0.4	-0.6	3.6	2.0	-1.8	-2.5	1.6	1.7		
November	-5.6	-7.6	0.4	1.3	-0.6	-0.6	-5.4	-0.8	-1.4	-2.8		
December	-0.7	-3.1	-1.3	1.6	3.7	2.8	-2.3	-7.1	3.8	4.7		
<b>Year</b>	<b>-21.2</b>	<b>-25.9</b>	<b>5.9</b>	<b>10.1</b>	<b>10.0</b>	<b>-0.2</b>	<b>-14.1</b>	<b>-13.7</b>	<b>4.3</b>	<b>4.3</b>	<b>-10.8</b>	<b>-12.5</b>

## PARTICULAR RISKS

The following risks may be materially relevant but may not always be adequately captured by the synthetic risk indicator and may cause additional loss:

- Counterparty risk: When a fund is backed by a guarantee from a third party, or where its investment exposure is obtained to a material degree through one or more contracts with a counterparty, there could be a material risk that the counterparty to the transactions will fail to honor its contractual obligations. This may result in a financial loss to the Fund.
- Concentration risk: To the extent that the fund's investments are concentrated in a particular country, market, industry, sector or asset class, the fund may be susceptible to

loss due to adverse occurrences affecting that country, market, industry, sector or asset class.

- Model Risk: Models may be misspecified, badly implemented or may become inoperative when significant changes take place in the financial markets or in the organization. Such a model could unduly influence portfolio management and expose to losses.

For more details about risk, see appendix B "Risk Factors" of the prospectus.

## GLOSSARY

**Risk and Reward Profile:** This indicator (SRRI) represents the annualized historical volatility of the Sub-Fund over a 5-year period. Where there are less than 5 years worth of data, missing returns are simulated using an appropriate benchmark. The SRRI may change over time and should not be used as an indicator of future risk or returns. Even the lowest risk classification does not imply that the Sub-Fund is risk-free or that capital is necessarily guaranteed or protected.

**Drawdown:** A draw down is usually quoted as the percentage between the peak and trough of an investment during a specific period. It can help to compare an investment's

possible reward to its risk.

**Correlation:** Correlation is a measure of how securities or asset classes move in relation to each other. Highly correlated investments tend to move up and down together while investments with low correlation tend to perform in different ways in different market conditions, providing investors with diversification benefits. Correlation is measured between 1 (perfect correlation) and -1 (perfect opposite correlation). A correlation coefficient of 0 suggests there is no correlation

## DISCLAIMER

This document is intended as advertising material.

This document has been prepared by Lombard Odier Funds (Europe) S.A. and is issued by Lombard Odier Asset Management (Europe) Limited, a private limited company incorporated in England and Wales with registered number 07099556, having its registered office at Queensberry House, 3 Old Burlington Street, London, United Kingdom, W1S 3AB, Lombard Odier Investment Managers ("LOIM") is a trade name.

The fund mentioned in this document (hereinafter the "Fund") is a Luxembourg investment company with variable capital (SICAV). The Fund is authorised and regulated by the Luxembourg Supervisory Authority of the Financial Sector (CSSF) as a UCITS within the meaning of EU Directive 2009/65/EC, as amended. The management company of the Fund is Lombard Odier Funds (Europe) S.A. (hereinafter the "Management Company"), a Luxembourg based public limited company (SA), having its registered office at 5, Allée Scheffer, L-2520 Luxembourg, authorized and regulated by the CSSF as a Management Company within the meaning of EU Directive 2009/65/EC, as amended. The Fund is only registered for public offering in certain jurisdictions. Consequently, the offering of the Fund's shares may be restricted in certain jurisdictions. Prospective investors must inform themselves of, and observe, such restrictions, including legal, tax, foreign exchange or other restrictions in their relevant jurisdictions. Neither this document nor any part of it shall form the basis of, or be relied on in connection with, any contract to purchase or subscription for the Fund's shares. **Any such acquisition may only be made on the basis of the official documents of the Fund each in their final form.** The articles of association, the prospectus, the Key Investor Information Document, the subscription form and the most recent annual and semi-annual reports are the only official offering documents of the Fund's shares (the "Offering Documents"). They are available in English and in French, free of charge, and in hardcopy at the registered office of the Fund or of the Management Company, from the distributors of the Fund or from the local representatives as mentioned below.

**Spain.** Supervisory Authority: Comisión Nacional del Mercado de Valores (CNMV). Representative: Allfunds Bank S.A. C/Nuria, 57 Madrid.

An investment in the Fund is not suitable for all investors. Making an investment in a Fund is speculative. There can be no assurance that the Fund's investment objective will be achieved or that there will be a return on capital. Past or estimated performance is not necessarily indicative of future results and no assurance can be made that profits will be achieved or that substantial losses will not be incurred. Where the fund is denominated in a currency other than an investor's base currency, changes in the rate of exchange may have an adverse effect on price and income. All performance figures reflect the reinvestment of interest and dividends and do not take account the commissions and costs incurred on the issue and redemption of shares/units; performance figures are estimated and unaudited. Net performance shows the performance net of fees and expenses for the relevant fund/share class over the reference period. This document does not contain personalized recommendations or advice and is not intended to substitute any professional advice on investment in financial products. Before making an investment in the Fund, an investor should read the entire Offering Documents, and in particular the risk factors pertaining to an investment in the Fund, consider carefully the suitability of such investment to his/her particular circumstances and, where necessary, obtain independent professional advice in respect of risks, as well as any legal, regulatory, credit, tax, and accounting consequences. This document is the property of LOIM and is addressed to its recipient exclusively for their personal use. It may not be reproduced (in whole or in part), transmitted, modified, or used for any other purpose without the prior written permission of LOIM. It is not intended for distribution, publication, or use in any jurisdiction where such distribution, publication, or use would be unlawful. This document contains the opinions of LOIM, as at the date of issue. The information and analysis contained herein are based on sources believed to be reliable. However, LOIM does not guarantee the timeliness, accuracy, or completeness of the information contained in this document, nor

does it accept any liability for any loss or damage resulting from its use. All information and opinions as well as the prices indicated may change without notice. The contents of this document are intended for persons who are sophisticated investment professionals and who are either authorised or regulated to operate in the financial markets or persons who have been vetted by LOIM as having the expertise, experience and knowledge of the investment matters set out in this document and in respect of whom LOIM has received an assurance that they are capable of making their own investment decisions and understanding the risks involved in making investments of the type included in this document or other persons that LOIM has expressly confirmed as being appropriate recipients of this document. If you are not a person falling within the above categories you are kindly asked to either return this document to LOIM or to destroy it and are expressly warned that you must not rely upon its contents or have regard to any of the matters set out in this document in relation to investment matters and must not transmit this document to any other person. Neither this document nor any copy thereof may be sent, taken into, or distributed in the United States of America, any of its territories or possessions or areas subject to its jurisdiction, or to or for the benefit of a United States Person. For this purpose, the term "United States Person" shall mean any citizen, national or resident of the United States of America, partnership organized or existing in any state, territory or possession of the United States of America, a corporation organized under the laws of the United States or of any state, territory or possession thereof, or any estate or trust that is subject to United States Federal income tax regardless of the source of its income.

Source of the figures: Unless otherwise stated, figures are prepared by LOIM.

**Disclaimer related to Morningstar Ratings and Categories:** © 2020 Morningstar, Inc. All Rights Reserved. The information contained herein: (1) is proprietary to Morningstar; (2) may not be copied or distributed; and (3) is not warranted to be accurate, complete or timely. Neither Morningstar nor its content providers are responsible for any damages or losses arising from any use of this information.

**Important information on benchmarks:** Any benchmarks or indices included in the factsheets are for information purposes and any past performance is not a guarantee of future performance. No benchmark/index is directly comparable to a fund's investment strategy and investors should not assume there is any direct correlation between an index/benchmark's performance and that of a fund. Investors should note that for hedged share classes, the performance index hedging methodology will replicate that of the relevant share class and may include benchmark performance simulated by the Investment Manager in order to replicate the relevant share class mechanism.

**Important information on target performance/risk:** Target performance/risk represents a portfolio construction goal. It does not represent past performance/risk and may not be representative of actual future performance/risk.

**Important information on portfolio composition:** The portfolio information provided in this document is for illustrative purposes only and does not purport to be recommendation of an investment in, or a comprehensive statement of all of the factors or considerations which may be relevant to an investment in, the referenced securities. They illustrate the investment process undertaken by the manager in respect of a certain type of investment, but may not be representative of the Fund's past or future portfolio of investments as a whole and it should be understood that they will not of themselves be sufficient to give a clear and balanced view of the investment process undertaken by the manager or of the composition of the investment portfolio of the Fund. As the case may be, further information regarding the calculation methodology and the contribution of each holding in the representative account to the overall account's performance can be obtained by the Fund or the Management Company.

© 2019 Lombard Odier Investment Managers – all rights reserved.