

# Factsheet

Bellevue Funds (Lux) | Share class I EUR

Investment Company with Variable Capital (SICAV) according to Luxembourg Laws – UCITS  
Marketing document - For professional investors: AT, CH, DE, DK, ES, GB, IT, LU, NL, PT, HK, SG (res)

## Investment focus

The fund's aim is to achieve capital growth in the long term. The fund actively invests globally at least two-thirds of the portfolio in companies whose business activities have a strong focus on the digitalization of the healthcare sector. A global network of experts spanning scientific and industrial fields support the Management Team in forming opinions. The selection of portfolio companies is bottom-up. The fund takes ESG factors into consideration while implementing the aforementioned investment objectives.

## Fund facts

NAV	203.71
Volume	EUR 366.1 mn
NAV-calculation	Daily "Forward Pricing"
Cut off time	15:00 CET
Distribution policy	Accumulating
Investment manager	Bellevue Asset Management AG
Custodian	CACEIS Investor Services Bank, Luxembourg
Launch date	30.04.2018
Fiscal year end	30.06
Benchmark	n.a.
ISIN code	LU1811047916
Valor	41450812
Bloomberg	BBDIGIE LX
WKN	A2JJBB
Management fee	0.90%
Performance fee	none
Subscription fee	up to 5%
Min. investment	n.a.
Legal entity	Luxembourg UCITS V SICAV
Countries of distribution	AT, CH, DE, DK, ES, GB, HK, IT, LU, NL, PT, SG
EU SFDR 2019/2088	Article 8

## Key figures

Beta	n.a.
Correlation	n.a.
Volatility	32.1%
Tracking Error	n.a.
Active Share	n.a.
Sharpe Ratio	-0.39
Information Ratio	n.a.
Jensen's Alpha	n.a.

## Indexed performance since launch



## Cumulative & annualised performance

### Cumulative

	1M	YTD	1Y	3Y	5Y	10Y	ITD
I EUR	1.5%	3.8%	-5.6%	-33.4%	12.2%	n.a.	63.0%
BM	n.a.	n.a.	n.a.	n.a.	n.a.	n.a.	n.a.

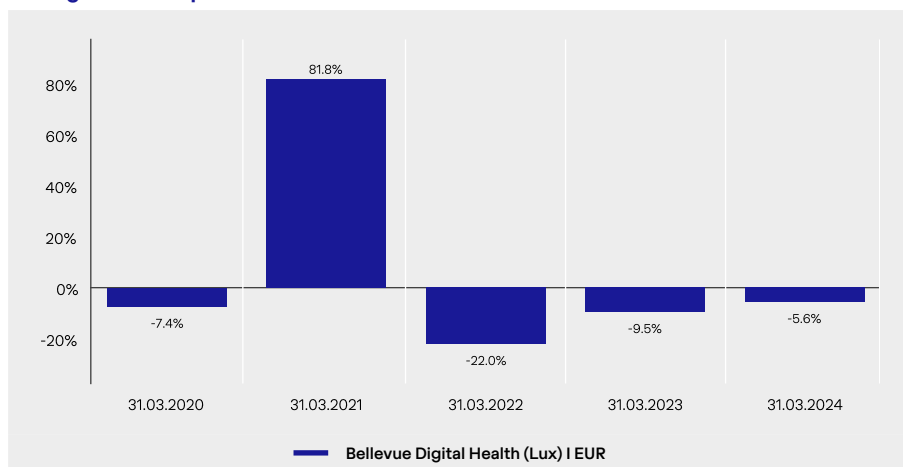
### Annualised

	1Y	3Y	5Y	10Y	ITD
I EUR	-5.6%	-12.6%	2.3%	n.a.	8.6%
BM	n.a.	n.a.	n.a.	n.a.	n.a.

## Annual performance











	2019	2020	2021	2022	2023	YTD
I EUR	20.3%	54.5%	-3.3%	-22.9%	-7.4%	3.8%
BM	n.a.	n.a.	n.a.	n.a.	n.a.	n.a.

## Rolling 12-month-performance







Source: Bellevue Asset Management, 31.03.2024; all figures in EUR %, total return / BVI-methodology  
Past performance is not a reliable indicator of future results and can be misleading. As the fund is denominated in a currency that may differ than an investor's base currency, changes in the rate of exchange may have an adverse effect on prices and incomes. Performance is shown net of fees and expenses for the relevant share class over the reference period. All performance figures reflect the reinvestment of dividends and do not take into account the commissions and costs incurred on the issue and redemption of shares, if any. Individual costs are not taken into account and would have a negative impact on the performance. With an investment amount of EUR 1,000 over an investment period of five years, the investment result in the first year would be reduced by the front-end load of up to EUR 50 (5%) as well as by additional individual custody charges. In subsequent years, the investment result would also be reduced by the individual custody account costs incurred. The reference benchmark of this class is used for performance comparison purposes only (dividend reinvested). No benchmark is directly identical to a fund, thus the performance of a benchmark is not a reliable indicator of future performance of the fund to which it is compared. There can be no assurance that a return will be achieved or that a substantial loss of capital will not be incurred.







### Top 10 positions

Intuitive Surgical		9.3%
Procept BioRobotics		7.0%
Dexcom		6.8%
Natera		6.2%
Align Technology		6.0%
Shockwave Medical		4.9%
Veeva Systems		4.8%
Globus Medical		4.8%
Ambu		4.6%
Insulet		4.6%
Total top 10 positions		59.0%
Total positions		33

### Geographic breakdown

United States		91.7%
Denmark		5.8%
China		2.0%
Cash		0.6%

### Market cap breakdown

0 - 1 bn		2.7%
1 - 2 bn		6.8%
2 - 5 bn		28.6%
5 - 15 bn		33.0%
>20 bn		28.3%
Others		0.6%

### Market review

Global stocks (MSCI World Net Index +3.2%) and the US tech sector (Nasdaq 100 +1.2%) gained more ground in March. The broader healthcare sector also showed a positive return (MSCI World Healthcare Net +2.3%), as did the Bellevue Digital Health Fund (+1.2%).

The market's gains during the month under review were driven by optimistic management commentary, new product approvals, takeover rumors, and nearly unchanged US bond yields.

15 of the 33 positions in the portfolio made a positive contribution to performance in March.

The best performance drivers among the top 10 portfolio positions were Shockwave (+24.8%), Dexcom (+20.5%), Align Technology (+8.4%), Natera (+5.7%) and Intuitive Surgical (+3.5%). Among the smaller positions, Exact Sciences (+20.0%) and Inspire Medical (+20.0%) stood out.

Shockwave's shares jumped after the Wall Street Journal wrote that Johnson & Johnson was interested in buying the company. After Boston Scientific announced the acquisition of Axonics in January, this would be the second acquisition of a company in the digital health portfolio this year and it would again underpin our expectation of increasing acquisition activity going forward.

The US FDA approved Dexcom's Stelo, an innovative wearable glucose biosensor designed for people living with type 2 diabetes not on insulin, a market that numbers 25 million people in the US alone. It is the first over-the-counter glucose sensor to reach the market and can be worn for up to 15 days before requiring a replacement.

Natera shares were marked up after its Renasight genetic test for people with chronic kidney disease (CKD) was recommended in the updated medical guidelines of the Kidney Disease Improving Global Outcomes (KDIGO) organization.

Exact Sciences shares rose after publishing excellent clinical data for its new colorectal cancer screening test Cologuard Plus in the New England Journal of Medicine (NEJM).

Inspire Medical attracted buyers after investors recognized that clinical data from Eli Lilly's SURMOUNT-OSA study could actually be a much more positive catalyst.

Pacific Biosciences (-32.2%), Recursion Pharmaceuticals (-25.9%), 10X Genomics (-19.5%), Privia Health (-12.2%) and TransMedics (-9.4%) detracted most from performance in March.

Pacific Biosciences management's presentation of the market potential of its long-read Revio sequencing system at a couple of conferences failed to convince investors. We believe that the macroeconomic environment needs to improve before its shares can stage a strong recovery.

Recursion Pharmaceuticals, which specializes in proprietary AI-enabled tools to accelerate drug discovery processes, fell short of consensus sales expectations because of a delayed milestone payment.

The investment community is not yet convinced of the potential behind 10X Genomics' GEM-X technology because its currently high cost is seen as an obstacle to broad market adoption. All performance data is in USD / B shares.

### Positioning & outlook

From a fundamental point of view, digital health companies have reported stable above-average growth and that is expected to continue in 2024.

In their discussions with investors during February and March, the executives of many companies made positive remarks about business in the first quarter and for 2024 as a whole. The approval and subsequent launch of relevant new products will continue to bolster sales growth, too. Examples here are Inspire Medical's new Inspire 5 device for obstructive sleep apnea, Dexcom's Stelo and G7 blood glucose sensors, Intuitive Surgical's new da Vinci 5 surgical robot, and Insulet's Omnipod 5 patch pump.

As witnessed during the last two years, even outstanding sector-specific fundamentals can be overridden by macroeconomic developments and shifting investor preferences. In 2024, we expect our investment solution to benefit from several factors: Cuts in US interest rates (which usually benefits growth stocks the most), attractive valuation levels (price/sales multiples close to historical lows), an expected increase in M&A and IPO activity, a general repositioning as investors drop last year's outperforming stocks and buy high-quality stocks, and the underwhelming growth outlook for the world economy (which in the past has been a relatively good setting for non-cyclical subsectors such as the digital health) underpin our optimism and make a good case for investing in the Bellevue Digital Health (Lux) Fund.

### Risk and return profile acc. to SRI

The Fund's investment objective is to generate attractive and competitive capital growth in the long term. It is therefore particularly suited to investors with an investment horizon of at least 5 years who want to selectively diversify their portfolio with investments in companies whose business activities have a strong focus on the digitalization of the healthcare sector and who are willing to accept the equity risk typical of this sector.



We have rated this product as risk class 6 on a scale of 1 to 7, with 6 being the second highest risk class. The risk of potential losses from future performance is considered high. In the event of very adverse market conditions, it is very likely that the ability to execute your redemption request will be impaired. The calculation of the risk and earnings profile is based on simulated/historical data, which cannot be used as a reliable indication of the future risk profile. The classification of the fund may change in future and does not constitute a guarantee. Even a fund classed in category 1 does not constitute a completely risk-free investment. There can be no guarantee that a return will be achieved or that a substantial loss of capital will not be incurred. The overall risk exposure may have a strong impact on any return achieved by the fund or subfund. For further information please refer to the fund prospectus or PRIIP-KID.

### Liquidity risk

The fund may invest some of its assets in financial instruments that may in certain circumstances reach a relatively low level of liquidity, which can have an impact on the fund's liquidity.

### Risk arising from the use of derivatives

The fund may conclude derivatives transactions. This increases opportunities, but also involves an increased risk of loss.

### Currency risks

The fund may invest in assets denominated in a foreign currency. Changes in the rate of exchange may have an adverse effect on prices and incomes.

### Operational risks and custody risks

The fund is subject to risks due to operational or human errors, which can arise at the investment company, the custodian bank, a custodian or other third parties.

### Awards



### Benefits

- Demographic changes and an aging general population demand greater efficiency and cost-effectiveness.
- New technologies conquer the healthcare sector.
- Portfolio consisting of high-quality growth stocks showing double-digit revenue growth.
- Regulation and stringent quality requirements limit the technological risk.
- Bellevue – Healthcare pioneer since 1993 and today one of the biggest independent investors in the sector in Europe.

### Inherent risks

- The fund actively invests in equities. Equities are subject to price fluctuations and so are also exposed to the risk of price losses.
- The fund invests in foreign currencies, which means a corresponding degree of currency risk against the reference currency.
- The fund may invest a proportion of its assets in financial instruments that might under certain circumstances have a relatively low level of liquidity, which can in turn affect the fund's liquidity.
- Equities linked to technology and/or digitization can be subject to higher-than-average fluctuations in value.
- The fund may engage in derivatives transactions. The increased opportunities gained come with an increased risk of losses.

You can find a detailed presentation of the risks faced by this fund in the "Special Investment Risks" section of the sales prospectus.

### Management Team



**Stefan Blum**

Lead Portfolio Manager since inception of the fund



**Marcel Fritsch**

Lead Portfolio Manager since inception of the fund

### Sustainability Profile – ESG

EU SFDR 2019/2088 product category: Article 8

#### Exclusions:

Compliance UNGC, HR, ILO	✓
Norms-based exclusions	✓
Controversial weapons	✓

#### ESG Risk Analysis:

ESG-Integration	✓
-----------------	---

#### Stewardship:

Engagement	✓
Proxy Voting	✓

#### Key Figures:

CO <sub>2</sub> -intensity (t CO <sub>2</sub> /mn USD sales):	13.3 (Very low)	Coverage:	99%
MSCI ESG Rating (AAA - CCC):	A	Coverage:	99%

Based on portfolio data as per 31.03.2024; – ESG data base on MSCI ESG Research and are for information purposes only; compliance with global norms according to the principles of UN Global Compact (UNGC), UN Guiding Principles for Business and Human Rights (HR) and standards of International Labor Organisation (ILO); no involvement in controversial weapons; norms-based exclusions based on annual revenue thresholds; ESG Integration: Sustainability risks are considered while performing stock research and portfolio construction; Stewardship: Engagement in an active and constructive dialogue with company representatives on ESG aspects as well as exercising voting rights at general meetings of shareholders. MSCI ESG Rating ranges from "leaders" (AAA-AA), "average" (A, BBB, BB) to "laggards" (B, CCC). The CO<sub>2</sub>-intensity expresses MSCI ESG Research's estimate of GHG emissions measured in tons of CO<sub>2</sub> per USD 1 million sales; for further information c.f. [www.bellevue.ch/sustainability-at-portfolio-level](http://www.bellevue.ch/sustainability-at-portfolio-level).

### Important information

This marketing communication relates to Bellevue Funds (Lux) (hereinafter the "Fund"), an investment company with variable capital "société à capital variable" (SICAV) under the current version of the Law of the Grand Duchy of Luxembourg of 10 August 1915 on commercial companies ("Law of 1915") and is authorized under Part I of the Law of 17 December 2010 relating to undertakings for collective investment ("Law of 2010") as an undertaking for collective investment (UCITS). Bellevue Digital Health is a subfund of Bellevue Funds (Lux).

This marketing communication is issued by Bellevue Asset Management AG, which is an authorized asset manager subject to the supervision of the Swiss Financial Market Supervisory Authority (FINMA) and acts as an Investment Manager of the Fund. The Prospectus, statutes, the annual and half-yearly report, the share prices as well as the Key Information Document (PRIIP-KID) and further information about the Fund can be obtained free of charge in English and German from the management company of the Fund, Bellevue Asset Management AG, Seestrasse 16, CH-8700 Küsnacht, from the representative, paying, facilities and information agents mentioned below or online at [www.bellevue.ch](http://www.bellevue.ch). The Key Information Document (PRIIP-KID) is available free of charge in the languages of the countries of distribution [www.fundinfo.com](http://www.fundinfo.com).

This document is neither directed to, nor intended for distribution or use by, any person or entity who is a citizen or resident of any locality, state, country or jurisdiction where such distribution, publication, availability or use would be contrary to law or regulation. It is particularly not intended for US persons, as defined under Regulation S of the U.S. Securities Act of 1933, as amended. The information and data presented in this document are not to be considered as an offer to buy, sell or subscribe to any securities or financial instruments. The information, opinions and estimates contained in this document reflect a judgment at the original date of release and are subject to change without notice. This information pays no regard to the specific or future investment objectives, financial or tax situation or particular needs of any specific recipient and in particular tax treatment depends on individual circumstances and may be subject to change. This document is not to be relied upon in substitution for the exercise of independent judgment. Before making any investment decision, investors are recommended to ascertain if this investment is suitable for them in the light of their financial knowledge and experience, investment goals and financial situation, or to obtain specific advice from an industry professional. The details and opinions contained in this document are not to be considered as recommendation or investment advice. Every investment involves risk, especially with regard to fluctuations in value and return, and investors' capital may be at risk. If the currency of a financial product is different from your reference currency, the return can increase or decrease as a result of currency fluctuations. Past performance is no indicator for the current or future performance. The performance data are calculated without taking account of commissions and costs that result from subscriptions and redemptions. Commissions and costs have a negative impact on performance. For more information about the associated costs, please refer to the related costs and fees section of the prospectus. Any benchmarks/indices cited herein are provided for information purposes only. No benchmark/index is directly comparable to the investment objectives, strategy or universe of the subfund. The performance of a benchmark shall not be indicative of past or future performance of the subfund. Financial transactions should only be undertaken after having carefully studied the current valid prospectus and are only valid on the basis of the latest version of the prospectus and available annual and half-yearly reports. Please take note of the risk factors.

### Countries of distribution and local representatives

The Bellevue Funds (Lux) is registered and admitted for public distribution in AT, CH, DE, ES, LU, NL, SG, DK, IT, GB and PT. For HK the subfund has been notified to the Luxembourg Regulator.

#### Austria, Germany, Denmark, Netherlands, Portugal:

Facilities Agent: Zeidler Legal Process Outsourcing Ltd with address at 19-22 Lower Baggot Street, Dublin 2, D02 X658, Ireland, email:

[facilities\\_agent@zeidlerlegalservices.com](mailto:facilities_agent@zeidlerlegalservices.com) ("Zeidler") and CACEIS Investor Services Bank S.A. with address at 14, Porte de France, L-4360 Esch-sur-Alzette, Luxembourg.

**Spain:** Representative: Atl Capital, Calle de Montalbán 9, ES-28014 Madrid - CNMV under the number 938

**UK:** The Bellevue Funds (Lux) SICAV is recognized for public offering and distribution in the United Kingdom. The Facilities Agent is Zeidler Legal Services (UK) Ltd., 164-180 Union Street, London SE1 0LH, United Kingdom.

**Switzerland:** The Bellevue Funds (Lux) SICAV is registered for public offering and distribution in Switzerland with the Swiss Financial Market Supervisory Authority. Representative agent in Switzerland: Waystone Fund Services (Switzerland) SA, Avenue Villamont 17, CH-1005 Lausanne. Paying agent in Switzerland: DZ PRIVATBANK (Schweiz) AG, Münsterhof 12, P.O. Box, CH-8022 Zürich. You can obtain the sales prospectus, Key Information Document ("PRIIP-KID"), statutes and the current annual and half-yearly reports, the current share prices and further information about the fund free of charge in German from the management company Bellevue Asset Management AG, Seestrasse 16, CH-8700 Küsnacht, the representative agent in Switzerland or online at [www.bellevue.ch](http://www.bellevue.ch). In respect of the units distributed in or from Switzerland, the place of performance and jurisdiction is at the registered office of the representative agent.

The Summary of Investor Rights is available under: [https://www.waystone.com/wp-content/uploads/2021/08/Waystone\\_Management\\_Company\\_Lux\\_S.A\\_Summary\\_of\\_Investor\\_Rights\\_-\\_August\\_2021.pdf](https://www.waystone.com/wp-content/uploads/2021/08/Waystone_Management_Company_Lux_S.A_Summary_of_Investor_Rights_-_August_2021.pdf)

The management company may decide to withdraw the arrangements it has made for the distribution of the units of its collective investment undertakings in accordance with Article 93a of Directive 2009/65/EC and Article 32a of Directive 2011/61/EU.

© 2024 MSCI ESG Research LLC. Reproduced by permission. Although Bellevue Asset Management information providers, including without limitation, MSCI ESG Research LLC and its affiliates (the "ESG Parties"), obtain information from sources they consider reliable, none of the ESG Parties warrants or guarantees the originality, accuracy and/or completeness of any data herein. None of the ESG Parties make any express or implied warranties of any kind, and the ESG Parties hereby expressly disclaim all warranties of merchantability and fitness for a particular purpose, with respect to any data herein. None of the ESG Parties shall have any liability for any errors or omissions in connection with any data herein. Further, without limiting any of the foregoing, in no event shall any of the ESG Parties have any liability for any direct, indirect, special, punitive, consequential or any other damages (including lost profits) even if notified of the possibility of such damages.

The most important terms are explained in the glossary at [www.bellevue.ch/en/glossary](http://www.bellevue.ch/en/glossary).

Copyright © 2024 Bellevue Asset Management AG. All rights reserved.

**Important information****BELLEVUE FUNDS (LUX)  
PROSPECTUS SUPPLEMENT – ADDITIONAL INFORMATION FOR  
INVESTORS IN HONG KONG  
DATED NOVEMBER 2021**

This section has been prepared solely for Hong Kong investors who invest or propose to invest in Shares of Bellevue Funds (Lux) (the “Company”) in Hong Kong. Investors in Hong Kong should read this supplement in conjunction with the Prospectus for the Company (the “Prospectus”). References to the Prospectus are to be taken as references to that document as supplemented hereby. In addition, words and expressions defined in the Prospectus, unless otherwise defined below, shall bear the same meaning when used herein.

**FOR RESIDENTS OF HONG KONG**

**WARNING: THE CONTENTS OF THIS PROSPECTUS HAVE NOT BEEN REVIEWED BY ANY REGULATORY AUTHORITY IN HONG KONG. YOU ARE ADVISED TO EXERCISE CAUTION IN RELATION TO THE OFFER. IF YOU ARE IN ANY DOUBT ABOUT ANY OF THE CONTENTS OF THIS PROSPECTUS, YOU SHOULD OBTAIN INDEPENDENT PROFESSIONAL ADVICE.**

THIS PROSPECTUS DOES NOT CONSTITUTE AN OFFER OR INVITATION TO THE PUBLIC IN HONG KONG TO ACQUIRE SHARES. ACCORDINGLY, NO PERSON MAY ISSUE OR HAVE IN ITS POSSESSION FOR THE PURPOSES OF ISSUE, THIS PROSPECTUS OR ANY ADVERTISEMENT, INVITATION OR DOCUMENT RELATING TO THE SHARES, WHICH IS DIRECTED AT, OR THE CONTENTS OF WHICH ARE LIKELY TO BE ACCESSED OR READ BY, THE PUBLIC IN HONG KONG EXCEPT WHERE: (I) THE SHARES ARE ONLY INTENDED TO BE OFFERED TO “PROFESSIONAL INVESTORS” (AS SUCH TERM IS DEFINED IN THE SECURITIES AND FUTURES ORDINANCE OF HONG KONG (CAP. 571 OF THE LAWS OF HONG KONG), AS AMENDED (THE “SFO”) AND THE SUBSIDIARY LEGISLATION MADE THEREUNDER); (II) IN CIRCUMSTANCES WHICH DO NOT RESULT IN THIS PROSPECTUS BEING A “PROSPECTUS” AS DEFINED IN THE COMPANIES (WINDING UP AND MISCELLANEOUS PROVISIONS) ORDINANCE OF HONG KONG (CAP. 32 OF THE LAWS OF HONG KONG), AS AMENDED (THE “CO”); OR (III) IN CIRCUMSTANCES WHICH DO NOT CONSTITUTE AN OFFER OR AN INVITATION TO THE PUBLIC FOR THE PURPOSES OF THE SFO OR THE CO. THE OFFER OF THE SHARES IS PERSONAL TO THE PERSON TO WHOM THIS PROSPECTUS HAS BEEN DELIVERED AND A SUBSCRIPTION FOR SHARES WILL ONLY BE ACCEPTED FROM SUCH PERSON. NO PERSON TO WHOM A COPY OF THIS PROSPECTUS IS ISSUED MAY COPY, ISSUE OR DISTRIBUTE THIS PROSPECTUS IN HONG KONG, OR MAKE OR GIVE A COPY OF THIS PROSPECTUS TO ANY OTHER PERSON.