

BlackRock Sustainable Advantage World Equity Fund
Class D Hedged Acc CHF
JUNE 2023 FACTSHEET

Performance, Portfolio Breakdowns and Net Asset information as at: 30-Jun-2023. All other data as at: 11-Jul-2023.

Investors should read the Key Investor Information Document and Prospectus prior to investing.

FUND OVERVIEW

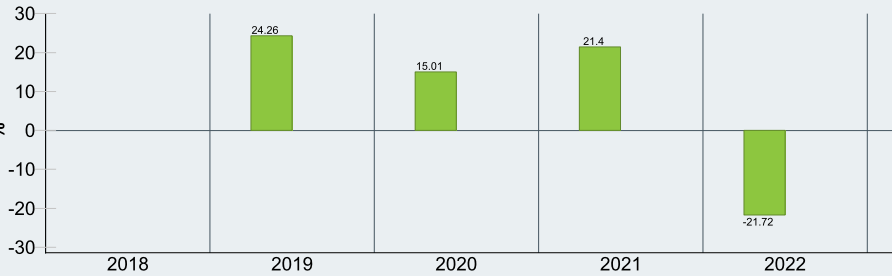
The Fund aims to achieve long-term capital growth on your investment. The Fund seeks to gain at least 70% of its investment exposure to equity securities (e.g. shares) of companies domiciled in, listed in, or the main business of which is in, global developed markets. This is achieved by investing in equity securities, other equity-related securities and, when determined appropriate fixed income (FI) securities (such as bonds), money market instruments (MMIs) (i.e. debt securities with short-term maturities), deposits and cash.

GROWTH OF HYPOTHETICAL 10,000 CHF SINCE INCEPTION



Share Class and Benchmark performance displayed in CHF. Source: BlackRock. Performance is shown on a Net Asset Value (NAV) basis, with gross income reinvested. **Past performance is not a guide to future performance.**

% CALENDAR YEAR RETURNS



The figures shown relate to past performance. Past performance is not a reliable indicator of current or future results and should not be the sole factor of consideration when selecting a product or strategy. Share Class performance is calculated on a Net Asset Value (NAV) basis, with income reinvested, in U.S. Dollar, net of fees. Benchmark performance displayed in USD

KEY RISKS: The value of equities and equity-related securities can be affected by daily stock market movements. Other influential factors include political, economic news, company earnings and significant corporate events.



CAPITAL AT RISK: The value of investments and the income from them can fall as well as rise and are not guaranteed. Investors may not get back the amount originally invested.

KEY FACTS

Asset Class	Equity
Morningstar Category	Other Equity
Fund Launch Date	04-Jun-2018
Unit Class Launch Date	04-Jun-2018
Fund Base Currency	USD
Share Class Currency	CHF
Fund Size (AUM)	361.04 USD
Domicile	Ireland
Fund Type	UCITS
ISIN	IE00BFZP8007
Bloomberg Ticker	BRAWDCH
Distribution Type	
Minimum Initial Investment	5,000
Management Company	BlackRock Asset Management Ireland Limited

PORTFOLIO MANAGEMENT

Kevin Franklin
Richard Mathieson

TOP HOLDINGS (%)

MICROSOFT CORPORATION	5.32
APPLE INC	5.13
AMAZON.COM INC	3.22
NVIDIA CORPORATION	2.90
ALPHABET INC	2.29
PROCTER & GAMBLE CO	1.45
UNITEDHEALTH GROUP INC	1.43
NOVARTIS AG	1.40
VISA INC	1.22
ADOBE INC	1.14
Total of Portfolio	25.50

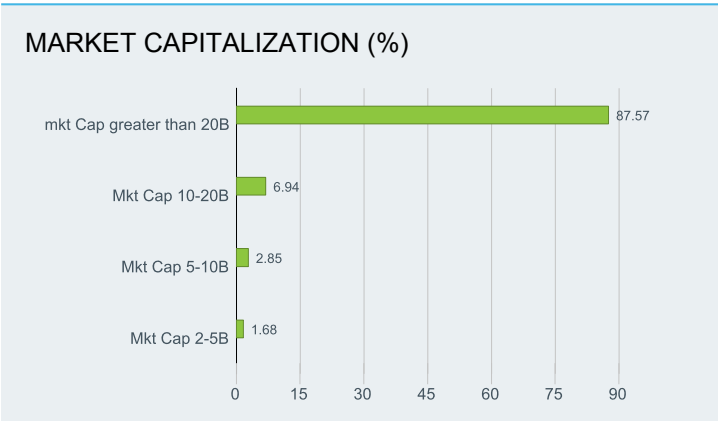
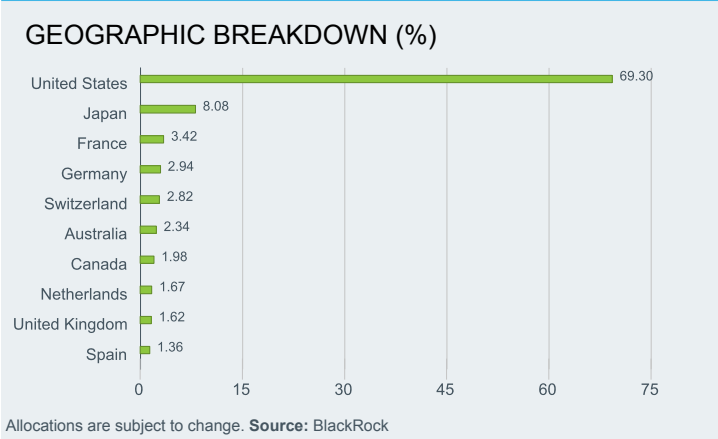
Holdings subject to change

SECTOR BREAKDOWN (%)	
	Fund
Information Technology	23.09
Industrials	12.99
Health Care	12.13
Consumer Discretionary	11.56
Financials	11.34
Consumer Staples	9.22
Materials	6.67
Energy	5.90
Communication	4.67
Utilities	1.00
Cash and/or Derivatives	0.96
Other	0.46

¹Allocations are subject to change. **Source:** BlackRock

FEES AND EXPENSES	
Max Initial Charge	
Max Exit Fee	
Ongoing Charge	0.40%
Performance Fee	0.00%

DEALING INFORMATION	
Settlement	Trade Date + 3 days
Dealing Frequency	Daily, forward pricing basis



SUSTAINABILITY CHARACTERISTICS

Sustainability Characteristics can help investors integrate non-financial, sustainability considerations into their investment process. These metrics enable investors to evaluate funds based on their environmental, social, and governance (ESG) risks and opportunities. This analysis can provide insight into the effective management and long-term financial prospects of a fund.

The metrics below have been provided for transparency and informational purposes only. The existence of an ESG rating is not indicative of how or whether ESG factors will be integrated into a fund. The metrics are based on MSCI ESG Fund Ratings and, unless otherwise stated in fund documentation and included within a fund's investment objective, do not change a fund's investment objective or constrain the fund's investable universe, and there is no indication that an ESG or Impact focused investment strategy or exclusionary screens will be adopted by a fund. For more information regarding a fund's investment strategy, please see the fund's prospectus.

MSCI ESG Fund Rating (AAA-CCC)	AA	MSCI ESG Quality Score (0-10)	7.63
MSCI ESG Quality Score - Peer Percentile	86.25%	MSCI ESG % Coverage	99.29%
Fund Lipper Global Classification	Equity Global	MSCI Weighted Average Carbon Intensity (Tons CO2E/\$M SALES)	75.79
Funds in Peer Group	5,427		

All data is from MSCI ESG Fund Ratings as of **21-Jun-2023**, based on holdings as of **28-Feb-2023**. As such, the fund's sustainable characteristics may differ from MSCI ESG Fund Ratings from time to time.

To be included in MSCI ESG Fund Ratings, 65% (or 50% for bond funds and money market funds) of the fund's gross weight must come from securities with ESG coverage by MSCI ESG Research (certain cash positions and other asset types deemed not relevant for ESG analysis by MSCI are removed prior to calculating a fund's gross weight; the absolute values of short positions are included but treated as uncovered), the fund's holdings date must be less than one year old, and the fund must have at least ten securities.

ESG GLOSSARY:

MSCI ESG Fund Rating (AAA-CCC): The MSCI ESG Rating is calculated as a direct mapping of ESG Quality Scores to letter rating categories (e.g. AAA = 8.6-10). The ESG Ratings range from leader (AAA, AA), average (A, BBB, BB) to laggard (B, CCC).

MSCI ESG Quality Score - Peer Percentile: The fund's ESG Percentile compared to its Lipper peer group.

Fund Lipper Global Classification: The fund peer group as defined by the Lipper Global Classification.

Funds in Peer Group: The number of funds from the relevant Lipper Global Classification peer group that are also in ESG coverage.

MSCI ESG Quality Score (0-10): The MSCI ESG Quality Score (0 - 10) for funds is calculated using the weighted average of the ESG scores of fund holdings. MSCI rates underlying holdings according to their exposure to industry specific ESG risks and their ability to manage those risks relative to peers.

MSCI ESG % Coverage: Percentage of the fund's holdings for which the MSCI ESG ratings data is available. The MSCI ESG Fund Rating, MSCI ESG Quality Score and MSCI ESG Quality Score – Peer Percentile metrics are displayed for funds with at least 65% coverage (or 50% for bond funds and money market funds).

MSCI Weighted Average Carbon Intensity (Tons CO2E/\$M SALES): Measures a fund's exposure to carbon intensive companies. This figure represents the estimated greenhouse gas emissions per \$1 million in sales across the fund's holdings. This allows for comparisons between funds of different sizes.

MSCI Weighted Average Carbon Intensity % Coverage: Percentage of the fund's holdings for which MSCI Carbon Intensity data is available. The MSCI Weighted Average Carbon Intensity metric is displayed for funds with any coverage. Funds with low coverage may not fully represent the fund's carbon characteristics given the lack of coverage.

IMPORTANT INFORMATION:

Certain information contained herein (the "Information") has been provided by MSCI ESG Research LLC, a RIA under the Investment Advisers Act of 1940, and may include data from its affiliates (including MSCI Inc. and its subsidiaries ("MSCI")), or third party suppliers (each an "Information Provider"), and it may not be reproduced or disseminated in whole or in part without prior written permission. The Information has not been submitted to, nor received approval from, the US SEC or any other regulatory body. The Information may not be used to create any derivative works, or in connection with, nor does it constitute, an offer to buy or sell, or a promotion or recommendation of, any security, financial instrument or product or trading strategy, nor should it be taken as an indication or guarantee of any future performance, analysis, forecast or prediction. Some funds may be based on or linked to MSCI indexes, and MSCI may be compensated based on the fund's assets under management or other measures. MSCI has established an information barrier between equity index research and certain Information. None of the Information in and of itself can be used to determine which securities to buy or sell or when to buy or sell them. The Information is provided "as is" and the user of the Information assumes the entire risk of any use it may make or permit to be made of the Information. Neither MSCI ESG Research nor any Information Party makes any representations or express or implied warranties (which are expressly disclaimed), nor shall they incur liability for any errors or omissions in the Information, or for any damages related thereto. The foregoing shall not exclude or limit any liability that may not by applicable law be excluded or limited.

GLOSSARY

Ongoing Charge: is a figure representing all annual charges and other payments taken from the fund.

Quartile Rank: categorizes a fund into four equal bands based on their performance over a specified period within the relevant Morningstar's sector. The top or first quartile contains the top 25% of funds, through to the bottom or 4th quartile which contains the bottom 25% of funds.

 www.blackrock.com

IMPORTANT INFORMATION:

This Fund is a sub fund of the BlackRock Funds I ICAV (the 'Fund'). The Fund is structured as a unit trust organized under the laws of Ireland and authorized by the Central Bank of Ireland as UCITS for the purposes of UCITS Regulations. Investment in the sub-fund(s) is only open to 'Qualified Holders', as defined in the relevant Fund Prospectus. Any decision to invest must be based solely on the information contained in the Company's Prospectus, Key Investor Information Document (KIID) and the latest half-yearly report and unaudited accounts and/or annual report and audited accounts. Prospectuses, Key Investor Information Documents and application forms may not be available to investors in certain jurisdictions where the Fund in question has not been authorised.

INVESTMENT PRODUCTS: NOT FDIC INSURED • NO BANK GUARANTEE • MAY LOSE VALUE © 2023 BlackRock, Inc. All Rights reserved. BLACKROCK, BLACKROCK SOLUTIONS, iSHARES, BUILD ON BLACKROCK, SO WHAT DO I DO WITH MY MONEY and the stylized i logo are registered and unregistered trademarks of BlackRock, Inc. or its subsidiaries in the United States and elsewhere. All other trademarks are those of their respective owners.

Not FDIC Insured - No Bank Guarantee - May Lose Value
