



Artemis Funds (Lux) - Global Equity Income

Class I accumulation shares, EUR

MARKETING COMMUNICATION

€1.5359

price at 31 Mar 2024

0.910%

ongoing charge

April 2024 (data as of 31 March 2024)

OBJECTIVE AND INVESTMENT POLICY

Objective

To increase the capital value of shareholders' investments while producing a higher dividend income than the benchmark.

Investment policy

- The fund is actively managed.
- The fund invests principally in equities of companies selected on a global basis that exhibit strong levels of free cashflow generation, dividend distribution and dividend progression.
- The fund may invest in ADRs, GDRs, participatory notes and contracts for difference. Participatory notes and contracts for difference will be used to access markets where direct access to purchase equities may be difficult. Their use is not intended to create leverage. Investments in participatory notes and contracts for difference shall not exceed 10% of the fund's Net Asset Value.
- The fund may invest up to 10% of its Net Asset Value in China A-Shares through Shanghai-Hong Kong Stock Connect and Shenzhen-Hong Kong Stock Connect.
- The fund may use derivatives and other techniques for hedging and for efficient portfolio management. The fund's derivatives may include, but are not limited to, futures and forward currency contracts.
- Subject to the limits set out in the 'Investment Restrictions' section of the fund's prospectus, the fund may also hold ancillary liquid assets for treasury purposes.
- Subject to the limits set out in the 'Investment Restrictions' section of the fund's prospectus, the fund may invest in bank deposits, money market instruments and money market funds in order to achieve its investment goals, for treasury purposes and in case of unfavourable market conditions.
- At times the fund may invest in fixed income securities, including high yield bonds and contingent convertible bonds, up to a maximum of 10% of the fund's Net Asset Value. The minimum credit rating for high yield bonds is B (Standard & Poor's or the equivalent from other rating agencies). These investments would be made in periods of volatile or falling equity markets, with the aim of preserving investors' capital and to maintain income. There is no guarantee that such an aim will be met.
- The fund may invest up to 10% of its Net Asset Value in other collective investment schemes.

Benchmark information

- MSCI AC World index
The benchmark is a point of reference against which the performance of the fund may be measured. Management of the fund is not restricted by this benchmark. The deviation from the benchmark may be significant and the portfolio of the fund may at times bear little or no resemblance to its benchmark.

For the latest fund and market commentaries, visit www.artemisfunds.com/insights and for any important changes to y(our) funds, visit www.artemisfunds.com/fund-changes.



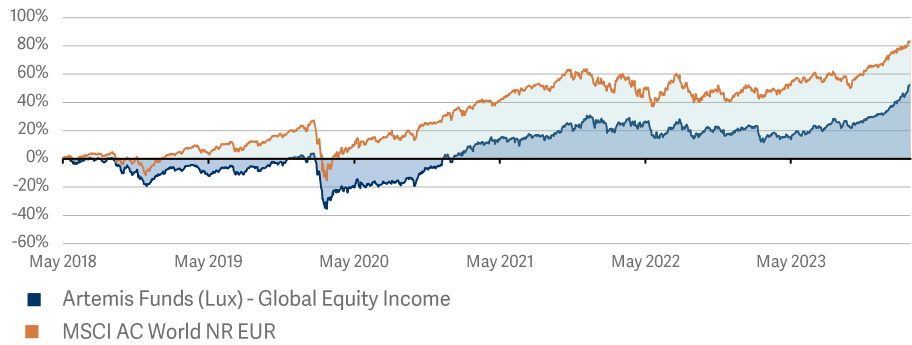
PERFORMANCE

Past performance is not a guide to the future

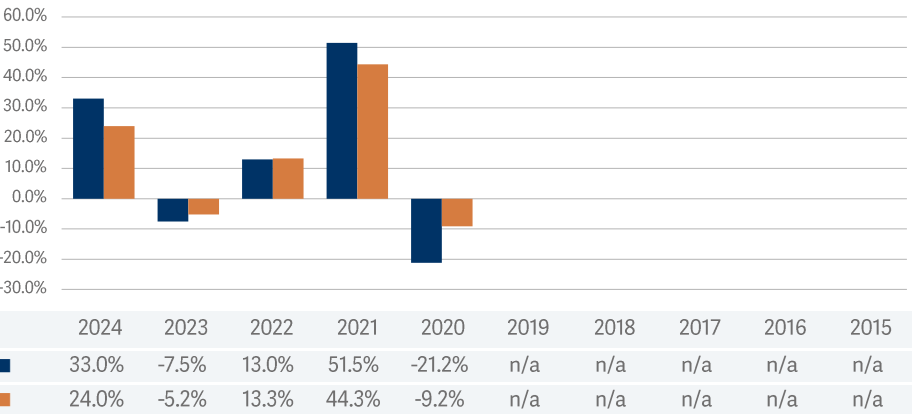
CUMULATIVE PERFORMANCE

	Since launch	5 yrs	3 yrs	1 yr	6 mo	3 mo	1 mo
Artemis Funds (Lux)- Global Equity Income	53.6%	66.0%	39.0%	33.0%	21.7%	17.6%	7.8%
MSCI AC World NR EUR	84.2%	74.5%	33.1%	24.0%	17.8%	10.7%	3.3%

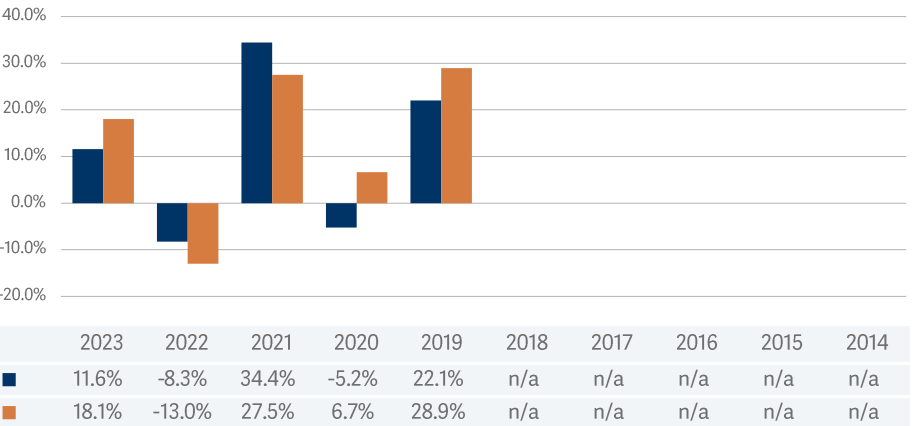
PERCENTAGE GROWTH



12 MONTHS TO QUARTER END (31 MARCH)



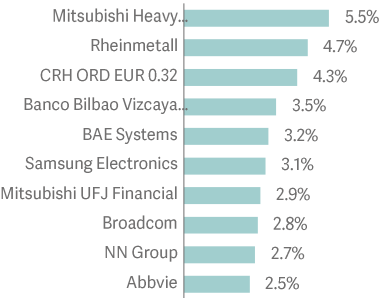
12 MONTHS TO YEAR END (31 DECEMBER)



Source: Lipper Limited from 31 May 2018 to 31 March 2024. All figures show total returns with dividends and/or income reinvested, net of all charges. Performance does not take account of any costs incurred when investors buy or sell the fund. Returns may vary as a result of currency fluctuations if the investor's currency is different to that of the class.

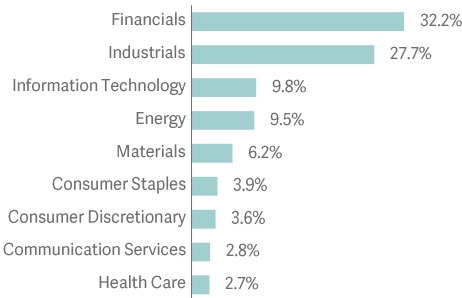
COMPOSITION

TOP 10 HOLDINGS



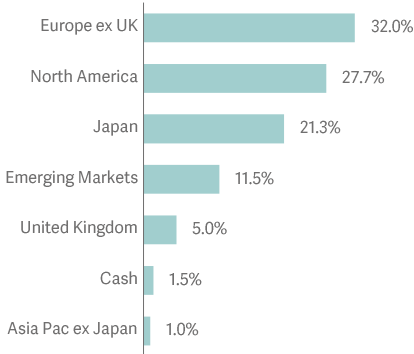
Source: Artemis as at 31 March 2024.

MARKET SECTOR SPLIT



Source: Artemis as at 31 March 2024. Figures may not add up to 100% due to rounding and cash holdings.

ASSET ALLOCATION BY REGION



Source: Artemis as at 31 March 2024. Figures may not add up to 100% due to rounding.

RISK CONSIDERATIONS

To ensure you understand whether this fund is suitable for you, please read the Key Investor Information which is available, along with the fund's Prospectus, from www.artemisfunds.com or www.fundinfo.com.

The fund is exposed to the following risks:

Market volatility risk	The value of the fund and any income from it can fall or rise because of movements in stockmarkets, currencies and interest rates, each of which can move irrationally and be affected unpredictably by diverse factors, including political and economic events.
Currency risk	The fund's assets may be priced in currencies other than the fund base currency. Changes in currency exchange rates can therefore affect the fund's value.
Charges from capital risk	Where charges are taken wholly or partly out of a fund's capital, distributable income may be increased at the expense of capital, which may constrain or erode capital growth.
Emerging markets risk	Compared to more established economies, investments in emerging markets may be subject to greater volatility due to differences in generally accepted accounting principles, less governed standards or from economic or political instability. Under certain market conditions assets may be difficult to sell.
Income risk	The payment of income and its level is not guaranteed.

OTHER INFORMATION

This is a marketing communication. Before making any final investment decisions, refer to the fund prospectus, available in English, and KIID/KID, available in English and in your local language depending on local country registration, from www.artemisfunds.com or www.fundinfo.com. Investment in the fund concerns the acquisition of shares in the fund and not in the underlying assets of the fund.

The fund is a sub-fund of Artemis Funds (Lux) (a "SICAV"). For further information, visit www.artemisfunds.com/sicav.

The aforementioned documents can also be obtained free of charge from Artemis' registered office at Cassini House, 57 St James's Street, London, SW1A 1LD and/or:

- in Austria, France and Germany: FE fundinfo, 77 Rue du Fossé, 4123 Esch-sur-Alzette, Luxembourg*
- in Luxembourg: J.P. Morgan SE, Luxembourg branch, 6C route de Treves, L-2633 Senningerberg, Luxembourg*
- in Spain: Allfunds Bank SA, Estafeta, 6, La Moraleja, Complejo Plaza de la Fuente, Alcobendas 28109, Madrid*
- in Switzerland: CACEIS Investor Services Bank S.A, Esch-sur-Alzette, Zurich Branch, Bleicherweg 7, CH-8027 Zurich which acts as the Swiss representative and paying agent.*

Visit www.artemisfunds.com/glossary for an explanation of investment terms.

Third parties (including FTSE and Morningstar) whose data may be included in this document do not accept any liability for errors or omissions. For information, visit www.artemisfunds.com/third-party-data.


Artemis has obtained any research and analysis in this communication for its own use. Although this communication is based on sources of information that Artemis believes to be reliable, no guarantee is given as to its accuracy or completeness.

Any forward-looking statements are based on Artemis' current expectations and projections and are subject to change without notice.


Issued by: in the UK, Artemis Investment Management LLP which is authorised and regulated by the Financial Conduct Authority; in Germany, AI Management (Europe) GmbH; in Switzerland, Artemis Investment Services (Switzerland) GmbH.

FUND DATA

INVESTMENT TEAM



Jacob de Tusch-Lec
Fund manager,
since launch



James Davidson
Fund manager

KEY FACTS

Fund type	SICAV
Asset class	Equity
Focus	Income
Regional focus	Global
SEDOL	BZ1MHN1
ISIN	LU1805265367
Fund launch date	31 May 2018
Class launch date	31 May 2018
Class launch price	€1.0000
Class currency	EUR
Valuation point	16:00 CET
Year end	31 October
Accumulation date	30 June, 31 December
Fund size	€4.7m

Source: Artemis as at 31 March 2024.

PRICE

Price	€1.5359
-------	---------

Source: Artemis as at 31 March 2024.

CHARGES

Initial charge	0%
Ongoing charge	0.910%

The ongoing charge covers the annual operating expenses of running the fund and is shown as at the date of the Key Investor Information Document, where further information about the fund's charges can be found. Additional costs may be incurred, such as portfolio transaction costs and transfer taxes, which may reduce performance. For further information, visit www.artemisfunds.com/charges.

RISK AND REWARD PROFILE



The fund is in the category shown due to historic volatility (how much and how quickly the value of shares in the fund may have risen and fallen in the past due to movements in markets, currencies and interest rates). It may not be a reliable indication of the future risk profile of the fund.

