



# Invesco Asian Equity Fund

## A-Acc Shares

31 March 2024

This marketing communication is for Professional investors in Continental European countries as defined in the important information section, and Dubai. Investors should read the legal documents prior to investing. This document may also be used by financial intermediaries in the United States as defined in the important information section.


### Summary of fund objective

The Fund aims to achieve long-term capital growth by investing in shares of Asian companies. For the full objectives and investment policy please consult the current prospectus.

### Key facts



William Lam  
Managed fund since  
September 2018



Ian Hargreaves  
Managed fund since  
September 2018

**Share class launch**  
10 September 2018

**Original fund launch**<sup>1</sup>  
08 March 1993

**Legal status**  
Luxembourg SICAV with UCITS status

**Share class currency**  
USD

**Share class type**  
Accumulation

**Fund size**  
USD 2.12 bn

**Reference Benchmark**  
MSCI AC Asia ex Japan Index (Net Total Return)

**Bloomberg code**  
IVASUAU LX

**ISIN code**  
LU1775949628

**Settlement date**  
Trade Date + 3 Days

**Morningstar Rating**<sup>TM</sup>  
★★★★



### Investment risks

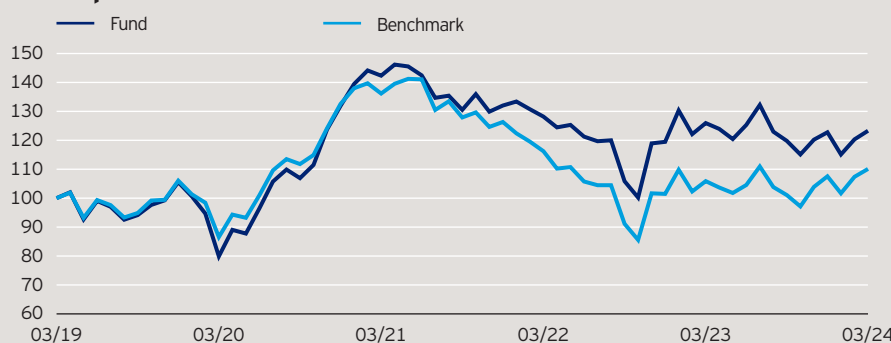
For complete information on risks, refer to the legal documents. The value of investments and any income will fluctuate (this may partly be the result of exchange rate fluctuations) and investors may not get back the full amount invested. As a large portion of the fund is invested in less developed countries, you should be prepared to accept significantly large fluctuations in the value of the fund. The fund may invest in certain securities listed in China which can involve significant regulatory constraints that may affect the liquidity and/or the investment performance of the fund.

### Fund Strategy

We believe that the most sustainable way to generate strong returns is by investing in companies for less than they are worth. We tend to look for new ideas in areas of the market that are temporarily out of favour, and ride the transition from contrarian to popular. At the same time, we have a clear preference for cash-generative companies with strong balance sheets, as these attributes suggest sustainable business models and conservative management.

**Past performance does not predict future returns.** The performance period shown here starts on the last day of the first indicated month and ends on the last day of the last indicated month.

### Indexed performance\*



### Cumulative performance\*

in %	YTD	YTD	1 month	1 year	3 years	5 years
Fund	0.43	0.43	2.48	-2.11	-13.38	23.30
Benchmark	2.38	2.38	2.54	3.99	-19.14	10.10

### Calendar year performance\*

in %	2019	2020	2021	2022	2023
Fund	15.35	25.00	0.08	-9.51	2.76
Benchmark	18.17	25.02	-4.72	-19.67	5.98

### Standardised rolling 12 month performance\*

in %	03.14 03.15	03.15 03.16	03.16 03.17	03.17 03.18	03.18 03.19	03.19 03.20	03.20 03.21	03.21 03.22	03.22 03.23	03.23 03.24
Fund	-	-	-	0.00	-4.57	-20.11	78.16	-9.94	-1.74	-2.11
Benchmark	-	-	-	0.00	-5.22	-13.44	57.31	-14.64	-8.90	3.99

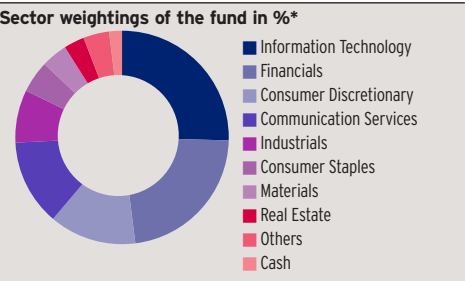
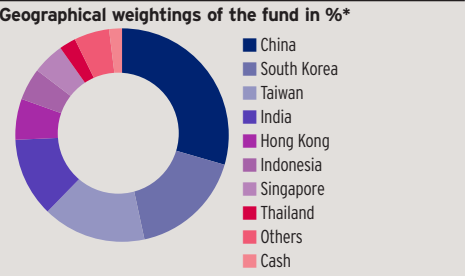
The performance data shown does not take account of the commissions and costs incurred on the issue and redemption of units. Returns may increase or decrease as a result of currency fluctuations. The investment concerns the acquisition of units in an actively managed fund and not in a given underlying asset.

\*Source: © 2024 Morningstar. Indexed performance: Performance of an investment of 100 in share class currency. Gross income re-invested to 31 March 2024 unless otherwise stated. All performance data on this factsheet is in the currency of the share class. Reference Benchmark Source: RIMES. The benchmark index is shown for performance comparison purposes only. The Fund does not track the index.

Invesco Asian Equity Fund  
A-Acc Shares  
31 March 2024

Issuers and active weights\* (total holdings: 56)

Top 10 issuers	%	Top 10 overweight	+	Top 10 underweight	-
Taiwan Semiconductor Manufacturing Co Ltd	9.8	Samsung Electronics Co Ltd	4.4	Reliance Industries Ltd	1.8
Samsung Electronics Co Ltd	9.8	HDFC Bank Ltd	3.4	SK Hynix Inc	1.2
Tencent Holdings Ltd	6.2	Samsung Fire & Marine Insurance Co Ltd	3.1	PDD Holdings Inc	1.1
HDFC Bank Ltd	4.2	Kasikornbank PCL	2.5	Meituan	1.0
Samsung Fire & Marine Insurance Co Ltd	3.3	Largan Precision Co Ltd	2.2	Infosys Ltd	1.0
Alibaba Group Holding Ltd	2.6	Inner Mongolia Yili Industrial Group Co Ltd	2.1	China Construction Bank Corp	0.9
AIA Group Ltd	2.6	Bank Negara Indonesia Persero Tbk PT	2.1	Hon Hai Precision Industry Co Ltd	0.9
NetEase Inc	2.6	Full Truck Alliance Co Ltd	2.0	DBS Group Holdings Ltd	0.8
Kasikornbank PCL	2.5	Tencent Holdings Ltd	2.0	Tata Consultancy Services Ltd	0.7
ICICI Bank Ltd	2.5	United Overseas Bank Ltd	2.0	Industrial & Commercial Bank of China Ltd	0.6



Geographical weightings*			Sector weightings*		
in %	Fund	Bench mark	in %	Fund	Bench mark
China	29.5	29.7	Information Technology	25.4	27.4
South Korea	17.1	14.9	Financials	22.6	20.2
Taiwan	15.7	20.4	Consumer Discretionary	13.2	13.6
India	12.0	20.6	Communication Services	13.0	9.1
Hong Kong	6.2	4.3	Industrials	8.0	7.7
Indonesia	4.9	2.2	Consumer Staples	4.8	4.4
Singapore	4.8	3.5	Materials	4.0	4.7
Thailand	2.5	1.8	Real Estate	3.1	2.6
Others	5.3	2.7	Others	3.9	10.3
Cash	2.0	0.0	Cash	2.0	0.0

Financial characteristics*	
Average weighted market capitalisation	USD 143.15 bn
Median market capitalisation	USD 15.75 bn

NAV and fees	
Current NAV	USD 11.59
12 month price high	USD 12.43 (31/07/2023)
12 month price low	USD 10.55 (17/01/2024)
Minimum investment <sup>3</sup>	USD 1,500
Entry charge	Up to 5.00%
Annual management fee	1.5%
Ongoing charges <sup>4</sup>	1.96%

Source: \*Invesco. Costs may increase or decrease as result of currency and exchange rate fluctuations. Consult the legal documents for further information on costs. Portfolio weightings and allocations are subject to change. The weightings for each breakdown are rounded to the nearest tenth or hundredth of a percent; therefore, the aggregate weights for each breakdown may not equal 100%. The top 10 overweight and underweight positions represent the largest weighting differences between the fund and the benchmark.

-2/4-

# Invesco Asian Equity Fund

## A-Acc Shares

31 March 2024

### Important Information

<sup>1</sup>The Original Fund Launch date indicates the launch date of the Irish domiciled fund, which was merged into this Luxembourg-domiciled fund on 7 September 2018. Performance shown up to 7 September 2018 relates to the performance of the Irish-domiciled fund.

<sup>2</sup>The Risk Indicator is subject to change and is correct based on the data available at the time of publication.

<sup>3</sup>The minimum investment amounts are: USD 1,500 / EUR 1,000 / GBP 1,000 / CHF 1,500 / SEK 10,000. Please contact us or refer to the most up to date Prospectus for details of minimum investment amounts in other currencies.

<sup>4</sup>The Ongoing Charges figure includes the annual management fee and other administrative or operating costs. It is a percentage of the value of your investment per year. This is an estimate based on actual costs over the last year. It excludes portfolio transaction costs except in the case of an entry or exit charge paid by the Fund when buying or selling shares/units in another fund.

This marketing communication is exclusively for use by Professional investors in Continental Europe and Dubai. This communication may also be used by financial intermediaries in the United States as defined below. It is not intended for and should not be distributed to the public. For the purpose of the distribution of this document, Continental Europe is defined as Austria, Belgium, Switzerland, Czech Republic, Germany, Denmark, Spain, Finland, France, Italy, Luxembourg, Netherlands, Norway, Portugal, Sweden. By accepting this material, you consent to communicate with us in English, unless you inform us otherwise. Data as at 31 March 2024, unless otherwise stated.

This is marketing material and not financial advice. It is not intended as a recommendation to buy or sell any particular asset class, security or strategy. Regulatory requirements that require impartiality of investment/investment strategy recommendations are therefore not applicable nor are any prohibitions to trade before publication. Views and opinions are based on current market conditions and are subject to change. For information on our funds and the relevant risks, refer to the Key Information Documents/Key Investor Information Documents (local languages) and Prospectus (English, French, German, Spanish, Italian), and the financial reports, available from [www.invesco.eu](http://www.invesco.eu). A summary of investor rights is available in English from [www.invescomanagementcompany.lu](http://www.invescomanagementcompany.lu). The management company may terminate marketing arrangements. Not all share classes of this fund may be available for public sale in all jurisdictions and not all share classes are the same nor do they necessarily suit every investor.

© 2024 Morningstar. All rights reserved. The information contained herein: (1) is proprietary to Morningstar and/or its content providers; (2) may not be copied or distributed; and (3) is not warranted to be accurate, complete or timely. Neither Morningstar nor its content providers are responsible for any damages or losses arising from any use of this information.

Issued by Invesco Management S.A., President Building, 37A Avenue JF Kennedy, L-1855 Luxembourg, regulated by the Commission de Surveillance du Secteur Financier, Luxembourg. **Portugal:** The issuer is authorized to provide financial services in Portugal and is regulated by the Commission de Surveillance du Secteur Financier, Luxembourg. **Switzerland:** Issued in Switzerland by Invesco Asset Management (Schweiz) AG, who act as representative for the funds distributed in Switzerland. Paying agent in Switzerland: BNP PARIBAS, Paris, Zurich Branch, Selnastrasse 16 8002 Zürich. The Prospectus, Key Information Document, and financial reports may be obtained free of charge from the Representative. The funds are domiciled in Luxembourg. **Dubai:** Issued for Professional Clients only by Invesco Asset Management Limited, Index Tower Level 6 - Unit 616, P.O. Box 506599, Al Mustaqbal Street, DIFC, Dubai, United Arab Emirates. Regulated by the Dubai Financial Services Authority. **Additional information for financial intermediaries in the United States:** This document is intended for distribution to US financial intermediaries for informational purposes and in relation to their activities with offshore clients only. The Funds are not registered under any US securities law, and may not be offered or sold directly or indirectly in the US, its territories or possessions, nor to any US persons, citizens or residents. The Fund must not be marketed on US soil. Issued in the US by Invesco Distributors, Inc., 11 Greenway Plaza, Suite 1000, Houston, Texas 77046, USA. Invesco Distributors, Inc. is the appointed US sub-distributor of the Invesco Funds SICAV. All entities are indirect, wholly owned subsidiaries of Invesco Ltd.

# Invesco Asian Equity Fund

## A-Acc Shares

31 March 2024

### SFDR (Sustainable Finance Disclosure Regulation)

The Fund complies with Article 8 with respect to the EU's Sustainable Finance Disclosure Regulation\*. As such, the fund promotes, among other characteristics, environmental or social characteristics or a combination of those characteristics. In addition, the companies in which the fund invests follow good governance practices. \*Regulation (EU) 2019/2088 on sustainability - related disclosures in the financial services sector.

### Exclusion Framework

The Fund embeds an exclusionary framework to specific activities based on UN Global Compact, severe governmental sanctions, revenue thresholds for certain activities linked to environmental and/or social criteria, as well as ensuring that companies follow good governance practices. The list of activities and their thresholds are listed below. For further details on the exclusion framework and characteristics applied by the fund please refer to the website of the manager <https://www.invescomanagementcompany.lu>:

<b>UN Global Compact</b>	- Non-Compliant
<b>Country sanctions</b>	- Sanctioned investments are prohibited*
<b>Controversial weapons</b>	- 0% of revenue including companies involved in the manufacture of nuclear warheads or whole nuclear missiles outside of the Non-Proliferation Treaty (NPT)
<b>Coal</b>	- Thermal Coal extraction: $\geq 5\%$ of revenue - Thermal Coal Power Generation: $\geq 10\%$ of revenue
<b>Unconventional oil &amp; gas</b>	- $\geq 5\%$ of revenue on each of the following: Arctic oil & gas exploration; Oil sands extraction; Shale energy extraction;
<b>Tobacco</b>	- Tobacco Products production: $\geq 5\%$ of revenue - Tobacco related products and services: $\geq 5\%$ of revenue
<b>Others</b>	- Recreational cannabis: $\geq 5\%$ of revenue
<b>Good governance</b>	- Ensure that companies follow good governance practices in the areas of sound management structures, employee relations, remuneration and tax compliance
<b>Military Contracting</b>	- Military Contracting Overall $\geq 10\%$

\*At Invesco we continuously monitor any applicable sanctions, including those imposed by the UN/US/EU and UK. These sanctions may preclude investments in the securities of various governments/regimes/entities and as such will be included in our compliance guidelines and workflows (designed to ensure compliance with such sanctions). The wording of international sanctions is something that we pay particular attention to as there are occasions where sanctions can exist in limited form, for example allowing investments in the secondary market. In addition to sanctions targeting entire countries, there are other thematic regimes, which may focus for example on human rights, cyber attacks, terrorist financing and corruption, which may apply to both individuals and/or entities/corporations.

Any investment decision should take into account all the characteristics of the fund as described in the legal documents. For sustainability related aspects, please refer to: <https://www.invescomanagementcompany.lu/lux-manco/literature>.

### Invesco's Commitment to ESG

Invesco has an investment-led ESG approach. We provide a comprehensive range of ESG-focused capabilities that enable clients to express their values through investing. We also integrate financially material ESG considerations across our investment platform, taking into account critical factors that help us deliver strong outcomes to clients.