

Invesco Global Small Cap Equity Fund

C-AD Shares

29 February 2024

This marketing communication is for Professional investors in Continental European countries as defined in the important information section, Jersey, Guernsey and Dubai. Investors should read the legal documents prior to investing. This document may also be used by financial intermediaries in the United States as defined in the important information section.

Summary of fund objective

The Fund aims to achieve long-term capital growth. The Fund seeks to achieve its objective by investing primarily in listed equity and equity related securities of small cap companies issued globally. For the full objectives and investment policy please consult the current prospectus.

Key facts



Fund managed by Michael Oliveros (lead) and Global Smaller Companies Group, Henley Investment Centre¹. Managed fund since 31 December 2010

Share class launch

10 September 2018

Original fund launch²

01 September 1987

Legal status

Luxembourg SICAV with UCITS status

Share class currency

USD

Share class type

Income

Fund size

USD 331.37 mn

Reference Benchmark

MSCI AC World Small Cap Index (Net Total Return)

Bloomberg code

IVGSCAD LX

ISIN code

LU1775975466

Settlement date

Trade Date + 3 Days

Morningstar Rating™

★★★

Risk Indicator³

Lower risk

Higher risk

1	2	3	4	5	6	7
---	---	---	---	---	---	---

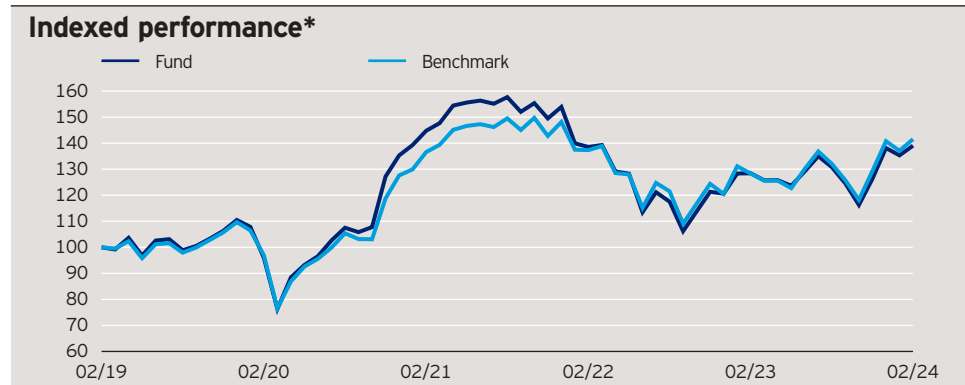
Investment risks

For complete information on risks, refer to the legal documents. The value of investments and any income will fluctuate (this may partly be the result of exchange rate fluctuations) and investors may not get back the full amount invested. The fund may invest in certain securities listed in China which can involve significant regulatory constraints that may affect the liquidity and/or the investment performance of the fund. This is a small companies fund, you should be prepared to accept a higher degree of risk than a fund that invests in larger companies. As a portion of the Fund may be exposed to less developed countries, you should be prepared to accept large fluctuations in the value of the Fund.

Fund Strategy

The fund delivers a globally diversified strategy. We believe that smaller companies are best managed by regional specialists and that only regional asset allocation should be decided at a global level. Investment decisions are based on views and perspectives on individual companies, where the regional managers find value and identify stock opportunities. A dual fund manager/analyst role within the Group provides both ownership and accountability for each investment decision and the performance of each regional element. The lead manager appraises the attractiveness of each region based primarily on valuation, but also considers the outlook for economic growth. Only then does the lead manager decide how much capital to allocate to each geographic region globally.

Past performance does not predict future returns. The performance period shown here starts on the last day of the first indicated month and ends on the last day of the last indicated month.



Cumulative performance*

in %	YTD	1 month	1 year	3 years	5 years
Fund	0.66	2.76	8.28	-3.94	39.04
Benchmark	0.54	3.25	10.28	3.63	41.53

Calendar year performance*

in %	2019	2020	2021	2022	2023
Fund	24.01	22.42	13.79	-21.64	14.52
Benchmark	24.65	16.33	16.10	-18.67	16.84

Standardised rolling 12 month performance*

in %	02.14	02.15	02.16	02.17	02.18	02.19	02.20	02.21	02.22	02.23	02.24
Fund	3.23	-12.92	24.74	23.57	-10.12	-4.03	50.83	-4.30	-7.31	8.28	
Benchmark	2.85	-11.90	26.39	17.42	-2.35	-3.05	40.87	0.56	-6.55	10.28	

The performance data shown does not take account of the commissions and costs incurred on the issue and redemption of units. Returns may increase or decrease as a result of currency fluctuations. The investment concerns the acquisition of units in an actively managed fund and not in a given underlying asset.

*Source: © 2024 Morningstar. Indexed performance: Performance of an investment of 100 in share class currency. **The performance shown in the chart above up to 7 September 2018 relates to the performance of the Irish-domiciled fund, which was merged into the Luxembourg-domiciled fund on that date.** Gross income re-invested to 29 February 2024 unless otherwise stated. All performance data on this factsheet is in the currency of the share class. Reference Benchmark Source: RIMES. The benchmark index is shown for performance comparison purposes only. The Fund does not track the index.

Invesco Global Small Cap Equity Fund

C-AD Shares

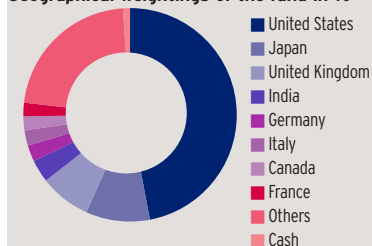
29 February 2024

Holdings and active weights*

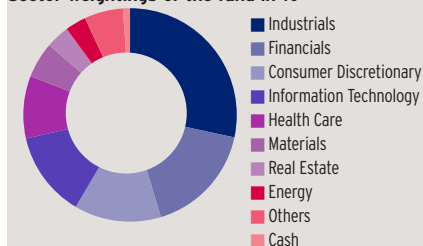
(total holdings: 292)

Top 10 holdings	%	Top 10 overweight	+	Top 10 underweight	-
Sprouts Farmers Market	1.1	Sprouts Farmers Market	1.0	Pure Storage 'A'	0.2
Taylor Morrison Home	1.0	Taylor Morrison Home	0.9	Nutanix 'A'	0.2
XPO	1.0	Cactus 'A'	0.9	Saia	0.2
Cactus 'A'	1.0	Acushnet	0.9	EMCOR	0.2
Weatherford	0.9	XPO	0.8	Lincoln Electric	0.2
Acushnet	0.9	Weatherford	0.8	Williams-Sonoma	0.2
ITT	0.9	TMX	0.8	TopBuild	0.2
Tenet Healthcare	0.8	CommVault Systems	0.7	MicroStrategy	0.1
CommVault Systems	0.8	ITT	0.7	Toll Brothers	0.1
TMX	0.8	Tenet Healthcare	0.7	Floor & Decor 'A'	0.1

Geographical weightings of the fund in %*



Sector weightings of the fund in %*



Geographical weightings*

in %	Fund	Bench mark
United States	47.0	52.2
Japan	9.7	10.4
United Kingdom	7.7	4.3
India	3.4	3.7
Germany	2.5	1.4
Italy	2.3	1.0
Canada	2.1	2.9
France	2.1	1.2
Others	22.1	22.9
Cash	1.1	0.0

Sector weightings*

in %	Fund	Bench mark
Industrials	28.4	20.1
Financials	16.9	14.3
Consumer Discretionary	13.2	13.3
Information Technology	12.9	12.4
Health Care	9.4	9.9
Materials	5.4	7.8
Real Estate	3.6	7.5
Energy	3.2	4.4
Others	5.9	10.4
Cash	1.1	0.0

Financial characteristics*

Average weighted market capitalisation	USD 4.50 bn
Median market capitalisation	USD 2.39 bn

NAV and fees

Current NAV

USD 224.37

12 month price high

USD 225.41 (22/02/2024)

12 month price low

USD 186.12 (26/10/2023)

Minimum investment ⁴

USD 1,000,000

Entry charge

Up to 5.00%

Annual management fee

1.0%

Ongoing charges ⁵

1.34%

3 year characteristics**

Alpha	-2.48
Beta	0.95
Correlation	0.98
Information ratio	-0.73
Sharpe ratio	-0.23
Tracking error in %	3.41
Volatility in %	17.80

For detailed information about the 3 year characteristics please see <http://assets.invescohub.com/invesco-eu/glossary.pdf>.

Source: *Invesco. Costs may increase or decrease as result of currency and exchange rate fluctuations. Consult the legal documents for further information on costs. Portfolio weightings and allocations are subject to change. The weightings for each breakdown are rounded to the nearest tenth or hundredth of a percent; therefore, the aggregate weights for each breakdown may not equal 100%. The top 10 overweight and underweight positions represent the largest weighting differences between the fund and the benchmark. **Morningstar.

Invesco Global Small Cap Equity Fund

C-AD Shares

29 February 2024

Important Information

¹Global Smaller Companies Group, Henley Investment Centre comprises Michael Oliveros* and specialist regional Fund Managers Jonathan Brown, Andy Tidby, Ian Hargreaves and Juan Hartsfield. *Shown in picture.

²The Original Fund Launch date indicates the launch date of the Irish domiciled fund, which was merged into this Luxembourg-domiciled fund on 7 September 2018.

³The Risk Indicator is subject to change and is correct based on the data available at the time of publication.

⁴The minimum investment amounts are: USD 1,000,000 / EUR 800,000 / GBP 600,000 / CHF 1,000,000 / SEK 7,000,000. Please contact us or refer to the most up to date Prospectus for details of minimum investment amounts in other currencies.

⁵The Ongoing Charges figure includes the annual management fee and other administrative or operating costs. It is a percentage of the value of your investment per year. This is an estimate based on actual costs over the last year. It excludes portfolio transaction costs except in the case of an entry or exit charge paid by the Fund when buying or selling shares/units in another fund.

This marketing communication is exclusively for use by Professional investors in Continental Europe, Jersey, Guernsey and Dubai. This communication may also be used by financial intermediaries in the United States as defined below. It is not intended for and should not be distributed to the public. For the purpose of the distribution of this document, Continental Europe is defined as Austria, Switzerland, Germany, Spain, Finland, France, Italy, Luxembourg, Netherlands, Norway, Sweden. By accepting this material, you consent to communicate with us in English, unless you inform us otherwise. Data as at 29 February 2024, unless otherwise stated.

This is marketing material and not financial advice. It is not intended as a recommendation to buy or sell any particular asset class, security or strategy. Regulatory requirements that require impartiality of investment/investment strategy recommendations are therefore not applicable nor are any prohibitions to trade before publication. Views and opinions are based on current market conditions and are subject to change. For information on our funds and the relevant risks, refer to the Key Information Documents/Key Investor Information Documents (local languages) and Prospectus (English, French, German, Spanish, Italian), and the financial reports, available from www.invesco.eu. A summary of investor rights is available in English from www.invescomanagementcompany.lu. The management company may terminate marketing arrangements. Not all share classes of this fund may be available for public sale in all jurisdictions and not all share classes are the same nor do they necessarily suit every investor.

© 2024 Morningstar. All rights reserved. The information contained herein: (1) is proprietary to Morningstar and/or its content providers; (2) may not be copied or distributed; and (3) is not warranted to be accurate, complete or timely. Neither Morningstar nor its content providers are responsible for any damages or losses arising from any use of this information.

Issued by Invesco Management S.A., President Building, 37A Avenue JF Kennedy, L-1855 Luxembourg, regulated by the Commission de Surveillance du Secteur Financier, Luxembourg. **Jersey:** Consent under the Control of Borrowing (Jersey) Order 1958 (the "COBO Order") has not been obtained for the circulation of this document. The offer that is the subject of this document may only be made in Jersey where it is valid in the United Kingdom. **In Guernsey the fund can only be promoted to Professional Clients.** **Switzerland:** Issued in Switzerland by Invesco Asset Management (Schweiz) AG, who act as representative for the funds distributed in Switzerland. Paying agent in Switzerland: BNP PARIBAS, Paris, Zurich Branch, Selnastrasse 16 8002 Zürich. The Prospectus, Key Information Document, and financial reports may be obtained free of charge from the Representative. The funds are domiciled in Luxembourg. **Dubai:** Issued for Professional Clients only by Invesco Asset Management Limited, Index Tower Level 6 - Unit 616, P.O. Box 506599, Al Mustaqbal Street, DIFC, Dubai, United Arab Emirates. Regulated by the Dubai Financial Services Authority. **Additional information for financial intermediaries in the United States:** This document is intended for distribution to US financial intermediaries for informational purposes and in relation to their activities with offshore clients only. The Funds are not registered under any US securities law, and may not be offered or sold directly or indirectly in the US, its territories or possessions, nor to any US persons, citizens or residents. The Fund must not be marketed on US soil. Issued in the US by Invesco Distributors, Inc., 11 Greenway Plaza, Suite 1000, Houston, Texas 77046, USA. Invesco Distributors, Inc. is the appointed US sub-distributor of the Invesco Funds SICAV. All entities are indirect, wholly owned subsidiaries of Invesco Ltd.

29 February 2024

The Fund complies with Article 8 with respect to the EU's Sustainable Finance Disclosure Regulation*. As such, the fund promotes, among other characteristics, environmental or social characteristics or a combination of those characteristics. In addition, the companies in which the fund invests follow good governance practices. *Regulation (EU) 2019/2088 on sustainability - related disclosures in the financial services sector.

The Fund embeds an exclusionary framework to specific activities based on UN Global Compact, severe governmental sanctions, revenue thresholds for certain activities linked to environmental and/or social criteria, as well as ensuring that companies follow good governance practices. The list of activities and their thresholds are listed below. For further details on the exclusion framework and characteristics applied by the fund please refer to the website of the manager <https://www.invescomanagementcompany.lu>:

*At Invesco we continuously monitor any applicable sanctions, including those imposed by the UN/US/EU and UK. These sanctions may preclude investments in the securities of various governments/regimes/entities and as such will be included in our compliance guidelines and workflows (designed to ensure compliance with such sanctions). The wording of international sanctions is something that we pay particular attention to as there are occasions where sanctions can exist in limited form, for example allowing investments in the secondary market. In addition to sanctions targeting entire countries, there are other thematic regimes, which may focus for example on human rights, cyber attacks, terrorist financing and corruption, which may apply to both individuals and/or entities/corporations.

Any investment decision should take into account all the characteristics of the fund as described in the legal documents. For sustainability related aspects, please refer to: <https://www.invescomanagementcompany.lu/lux-manco/literature>.

Invesco has an investment-led ESG approach. We provide a comprehensive range of ESG-focused capabilities that enable clients to express their values through investing. We also integrate financially material ESG considerations across our investment platform, taking into account critical factors that help us deliver strong outcomes to clients.