

This is a marketing communication.
Factsheet | 31 January 2023

Vanguard Germany All Cap UCITS ETF

(EUR) Distributing - An exchange-traded fund

Inception date: 17 July 2018

Total assets (million) €136 | Share class assets (million) €136 as at 31 January 2023

Key ETF facts	Exchange ticker	SEDOL	Reuters	Bloomberg	Bloomberg iNav	Valoren
London Stock Exchange GBP	VGER	BF4Z2G5	VGER.L	VGER LN	IVGERGBP	—
SIX Swiss Exchange CHF	VGER	BF4Z2H6	VGER.S	VGER SW	IVGERCHF	41860972
Deutsche Börse EUR	VGER	BF4Z2J8	VGER.DE	VGER GY	IVGER	—

Base currency	Tax reporting	SRI†	Index ticker	Investment structure	Domicile
EUR	Austria, Germany, Switzerland, UK	5	—	UCITS	Ireland
Legal entity	Investment method	ISIN	Dividends	Dividend schedule	Investment manager
Vanguard Funds plc	Physical	IE00BG143G97	Distributed	Quarterly	Vanguard Global Advisers, LLC

Ongoing Charges Figure‡ 0.10%

†The Ongoing Charges Figure (OCF) covers administration, audit, depository, legal, registration and regulatory expenses incurred in respect of the Funds. When you invest with any fund manager, you pay a number of charges, starting with the Annual Management Charge (AMC) which covers the fund manager's costs of managing the fund. The AMC plus ongoing running costs and other operational expenses make up the fund's total 'ongoing charges figure'.

Objectives and investment policy

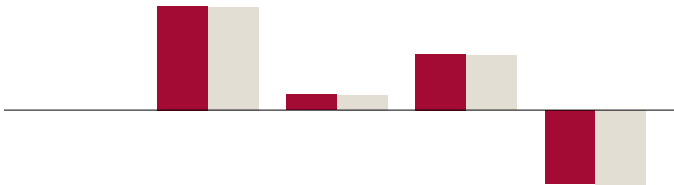
- The Fund employs a passive management – or indexing – investment approach, through physical acquisition of securities, and seeks to track the performance of FTSE Germany All Cap Index (the "Index").
- The Index is a free float market capitalization weighted index composed of large, mid and small cap stocks of companies located in Germany and is derived from the broader FTSE Global Equity Index Series.
- The Fund attempts to 1. To the extent practicable, track performance of the Index by investing in all, or substantially all, constituent securities of the Index in the same proportion as the Index. 2. Remain fully invested except in extraordinary market, political or similar conditions.

Vanguard Germany All Cap UCITS ETF

(EUR) Distributing - An exchange-traded fund

Performance summary**

EUR—Vanguard Germany All Cap UCITS ETF
 Benchmark — FTSE Germany All Cap Index



		01 Jan 2019	01 Jan 2020	01 Jan 2021	01 Jan 2022
	—	31 Dec 2019	31 Dec 2020	31 Dec 2021	31 Dec 2022
<div></div> Fund (Net of expenses)	—	24.84%	3.73%	13.38%	-17.57%
<div></div> Benchmark	—	24.60%	3.59%	13.10%	-17.93%

Performance**	1 month	Quarter	Year to date	1 year	3 years	5 years	10 years	Since inception
Fund (Net of expenses)	10.51%	16.81%	10.51%	-6.34%	3.02%	—	—	2.42%
Benchmark	10.55%	16.82%	10.55%	-6.73%	2.75%	1.04%	—	2.21%

**Figures for periods less than one year are cumulative returns. All other figures represent annual returns. Performance figures include the reinvestment of all dividends and any capital gains distributions. The performance data does not take account of the commissions and costs incurred in the issue and redemption of shares. Basis of fund performance is NAV to NAV with gross income invested. Basis of index performance is total return. Performance and Data is calculated on closing NAV as at 31 January 2023.

Past performance is not a reliable indicator of future results.

Source: Vanguard; FTSE Germany All Cap Index - The benchmark for this portfolio was the DAX® Index until 18 September 2020, and with effect from such date is now the FTSE Germany All Cap Index.

Key investment risks

The value of equities and equity-related securities can be affected by daily stock market movements. Other influential factors include political, economic news, company earnings and significant corporate events. Movements in currency exchange rates can adversely affect the return of your investment.

Counterparty risk. The insolvency of any institutions providing services such as safekeeping of assets or acting as counterparty to derivatives or other instruments, may expose the Fund to financial loss.

Liquidity risk. Lower liquidity means there are insufficient buyers or sellers to allow the Fund to sell or buy investments readily.

Please also read the risk factors section in the prospectus and the Key Information Document, both of which are available on the Vanguard website.

Vanguard Germany All Cap UCITS ETF

(EUR) Distributing - An exchange-traded fund

Data as at 31 January 2023 unless otherwise stated.

Characteristics

	Fund	Benchmark
Number of stocks	162	162
Median market cap	€47.2B	€43.4B
Price/earnings ratio	11.6x	11.6x
Price/book ratio	1.4x	1.4x
Return on equity	10.6%	10.6%
Earnings growth rate	2.1%	2.1%
Turnover rate	9%	—
Equity yield (dividend)	3.2%	3.2%

The PTR (Portfolio Turnover Rate) approach considers the total security purchases and sales, the total subscriptions and redemptions and the average net assets of the fund to calculate the turnover figure. Data as at 31 December 2022.

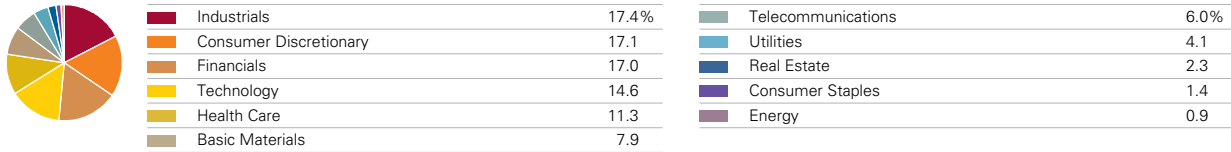
Top 10 holdings

SAP SE	9.1 %
Siemens AG	8.2
Allianz SE	6.8
Deutsche Telekom AG	5.3
Mercedes-Benz Group AG	4.4
Bayer AG	4.3
BASF SE	3.6
Muenchener Rueckversicherungs-Gesellschaft AG in Muenchen	3.5
Infineon Technologies AG	3.3
Deutsche Post AG	2.9

Top 10 approximately equals 51.4% of net assets


Data as at 31 January 2023

Weighted exposure



Sector categories are based on the Industry Classification Benchmark system (“ICB”), except for the “Other” category (if applicable), which includes securities that have not been provided an ICB classification as of the effective reporting period.

Market allocation



Source: Vanguard

Glossary for ETF attributes

The ETF attributes section on the first page contains a number of metrics that professional investors use to value individual securities against a market or index average. These metrics can also be used to value and compare funds to the market by taking the average of all the securities held in the fund and comparing them to those of the fund's benchmark index. We've provided a definition of the terms used for your convenience.

Earnings growth rate is a measure of growth in a company's net income (what remains after subtracting all the costs from a company's revenues) over a specific period (often one year). Earnings growth can apply to previous periods or estimated data for future periods.

Equity yield (dividend) is the dividend income earned by stocks, expressed as a percentage of the aggregate market value (or of net asset value, for a fund). Quoted historic yield is determined by dividing the gross distributions declared over the last 12 months by the average of the bid and ask unit prices, as at the date shown. The dividend yield stated on the factsheet applies to the underlying holdings of the ETF, and not the ETF itself.

Market capitalisation is the aggregate value of a company or stock and is calculated by multiplying the number of shares which are available to retail investors by the current price per share.

Median market cap (capitalisation) looks at all companies in a mutual fund portfolio and calculates the mid point market capitalisation. Market capitalisation represents the aggregate value of a company's stock.

Mid market share price is the price of a share between its offer and bid price.

Price book ratio compares a stock's market value to its book value (the accounting value of a stock). It is calculated by dividing the current closing price of the stock by the latest quarter's book value per share.

Price earnings ratio (P/E ratio) of a stock is the price paid for a share divided by the annual profit earned by the firm per share. A stock with a price of £10 a share, and earnings last year of £1 a share, would have a P/E ratio of 10.

Return on equity is a measure of a company's profitability that reveals how much profit a company generates with the money shareholders have invested.

Vanguard Germany All Cap UCITS ETF

(EUR) Distributing - An exchange-traded fund

Investment risk information

The value of investments, and the income from them, may fall or rise and investors may get back less than they invested.

Some funds invest in emerging markets which can be more volatile than more established markets. As a result the value of your investment may rise or fall.

Investments in smaller companies may be more volatile than investments in well-established blue chip companies.

ETF shares can be bought or sold only through a broker. Investing in ETFs entails stockbroker commission and a bid- offer spread which should be considered fully before investing.

The Funds may use derivatives in order to reduce risk or cost and/or generate extra income or growth. The use of derivatives could increase or reduce exposure to underlying assets and result in greater fluctuations of the Fund's net asset value. A derivative is a financial contract whose value is based on the value of a financial asset (such as a share, bond, or currency) or a market index.

Some funds invest in securities which are denominated in different currencies. Movements in currency exchange rates can affect the return of investments.

For further information on risks please see the "Risk Factors" section of the prospectus on our website at <https://global.vanguard.com>.

Important information

This is a marketing communication.

For further information on the fund's investment policies and risks, please refer to the prospectus of the UCITS and to the KID before making any final investment decisions. The KID for this fund is available in local languages, alongside the prospectus via Vanguard's website <https://global.vanguard.com/>.

The information contained in this document is not to be regarded as an offer to buy or sell or the solicitation of any offer to buy or sell securities in any jurisdiction where such an offer or solicitation is against the law, or to anyone to whom it is unlawful to make such an offer or solicitation, or if the person making the offer or solicitation is not qualified to do so. The information in this document does not constitute legal, tax, or investment advice. You must not, therefore, rely on the content of this document when making any investment decisions.

Vanguard Funds plc has been approved for offer in Switzerland by the Swiss Financial Market Supervisory Authority (FINMA). The information provided herein does not constitute an offer of Vanguard Funds plc in Switzerland pursuant to FinSA and its implementing ordinance. This is solely an advertisement pursuant to FinSA and its implementing ordinance for Vanguard Funds plc. The Representative and the Paying Agent in Switzerland is BNP Paribas Securities Services, Paris, succursale de Zurich, Selnaustrasse 16, 8002 Zurich. Copies of the Articles of Incorporation, KID, Prospectus, Declaration of Trust, By-Laws, Annual Report and Semiannual Report for these funds can be obtained free of charge from the Swiss Representative or from Vanguard Investments Switzerland GmbH via our website <https://global.vanguard.com/>.

The Manager of Vanguard Funds plc is Vanguard Group (Ireland) Limited. Vanguard Investments Switzerland GmbH is a financial services provider, providing services in the form of purchase and sales according to Art. 3 (c)(1) FinSA. Vanguard Investments Switzerland GmbH will not perform any appropriateness or suitability assessment. Furthermore, Vanguard Investments Switzerland GmbH does not provide any services in the form of advice. Vanguard Funds Series plc has been authorised by the Central Bank of Ireland as a UCITS. Prospective investors are referred to the Funds' prospectus for further information. Prospective investors are also urged to consult their own professional advisors on the implications of making an investment in, and holding or disposing shares of the Funds and the receipt of distributions with respect to such shares under the law of the countries in which they are liable to taxation.

The Indicative Net Asset Value ("iNAV") for Vanguard's ETFs is published on Bloomberg or Reuters. Refer to the Portfolio Holdings Policy at <https://fund-docs.vanguard.com/portfolio-holdings-disclosure-policy.pdf>.

The Manager of the Ireland-domiciled funds may determine to terminate any arrangements made for marketing the shares in one or more jurisdictions in accordance with the UCITS Directive, as may be amended from time to time.

For investors in Ireland-domiciled funds, a summary of investor rights can be obtained via <https://www.ie.vanguard/content/dam/intl/europe/documents/en/vanguard-investors-rights-summary-irish-funds-jan22.pdf> and is available in English, German, French, Spanish, Dutch and Italian.

The DAX® Index is the intellectual property (including registered trademarks) of Deutsche Borse AG "DBAG", Deutsche Borse Group or their licensors, which is used under license. Vanguard DAX UCITS ETF is neither sponsored nor promoted, distributed or in any other manner supported by DBAG, Deutsche Borse Group or their licensors, research partners or data providers and DBAG, Deutsche Borse Group and their licensors, research partners or data providers do not give any warranty, and exclude any liability (whether in negligence or otherwise) with respect thereto generally or specifically in relation to any errors, omissions or interruptions in the DAX® Index or its data.

SEDOL and SEDOL Masterfile® are registered trademarks of the London Stock Exchange Group PLC
SEDOL Data has been provided from the London Stock Exchange's SEDOL Masterfile®.