

I Accumulation USD | Data as at 31.03.2020

Fund objectives and investment policy

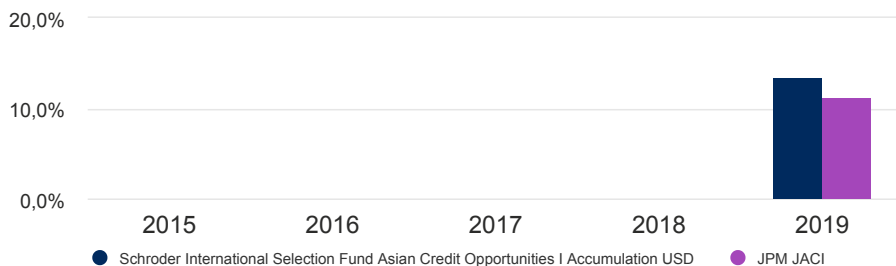
The fund aims to provide capital growth and income in excess of the JP Morgan Asian Credit Index after fees have been deducted over a three to five year period by investing in bonds issued by governments and companies in Asia. The fund is actively managed and invests at least two-thirds of its assets in bonds denominated in various currencies and issued by companies, governments, government agencies and supra-nationals in Asia, which includes west Asian countries as described in the Prospectus. The fund may invest:- up to 20% of its assets in asset-backed securities and mortgage-backed securities; and- up to 50% of its assets in sub-investment grade securities (being bonds with a credit rating below investment grade as measured by Standard & Poor's or any equivalent grade of other credit rating agencies). The fund may also invest directly or indirectly in other securities (including other asset classes), countries, regions, industries or currencies, investment funds, warrants and money market investments, and hold cash. The fund may use derivatives, long and short, with the aim of achieving investment gains, reducing risk or managing the fund more efficiently.

Relevant risk as associated with this Fund are shown overleaf and should be carefully considered before making any investment.

Share class performance

Cumulative performance	1 month	3 months	YTD	1 year	3 years	5 years	Since inception
Share class (Net)	-10,5	-9,0	-9,0	-2,3	-	-	4,2
Target	-5,8	-3,6	-3,6	2,3	-	-	8,5
Discrete yearly performance	Mar 15 - Mar 16	Mar 16 - Mar 17	Mar 17 - Mar 18	Mar 18 - Mar 19	Mar 19 - Mar 20		
Share class (Net)	-	-	-	-	-2,3		
Target	-	-	-	-	2,3		
Calendar year performance	2015	2016	2017	2018	2019		
Share class (Net)	-	-	-	-	13,4		
Target	-	-	-	-	11,3		

Performance over 5 years (%)



Past performance is not a reliable indicator of future results, prices of shares and the income from them may fall as well as rise and investors may not get back the amount originally invested.

Exchange rate movements may cause the value of investments to fall as well as rise. The performance shown does not take account of any commissions, entry or exit charges.

Source: Morningstar, bid to bid, net income reinvested, net of fees. The fund's performance should be assessed against its target benchmark being to exceed the JP Morgan Asian Credit index. The majority of the fund's investments may be components of the benchmark. The investment manager invests on a discretionary basis and is not limited to investing in accordance with the composition of this benchmark. The investment manager will invest in companies or sectors not included in the benchmark in order to take advantage of specific investment opportunities.

The fund is not managed with reference to a benchmark but its performance may be measured against one or more.

Fund facts

Fund manager	Peng Fong Ng ; Angus Hui
Managed fund since	06.08.2018 ; 06.08.2018
Fund management company	Schroder Investment Management (Europe) S.A.
Domicile	Luxembourg
Fund launch date	06.08.2018
Share class launch date	06.08.2018
Fund base currency	USD
Share class currency	USD
Fund size (Million)	USD 154,13
Number of holdings	130
Target	JPM JACI
Unit NAV	USD 104,1705
Dealing frequency	Daily
Distribution frequency	No Distribution

Fees & expenses

Ongoing charge	0,07%
Redemption fee	0,00%
Entry charge up to	0,00%

Purchase details

Minimum initial subscription	USD 5M ; EUR 5M or their near equivalent in any other freely convertible currency.
------------------------------	--

Codes

ISIN	LU1859244086
Bloomberg	SCCOIAU LX
SEDOL	BG1VDM6
Reuters	LU1859244086.LUF

Risk considerations

Credit risk: A decline in the financial health of an issuer could cause the value of its bonds to fall or become worthless.

Liquidity risk: In difficult market conditions, the fund may not be able to sell a security for full value or at all. This could affect performance and could cause the fund to defer or suspend redemptions of its shares.

Operational risk: Operational processes, including those related to the safekeeping of assets, may fail. This may result in losses to the fund.

Currency risk: The fund may lose value as a result of movements in foreign exchange rates.

High yield bond risk: High yield bonds (normally lower rated or unrated) generally carry greater market, credit and liquidity risk.

ABS and MBS risk: The fund may invest in mortgage or asset-backed securities. The underlying borrowers of these securities may not be able to pay back the full amount that they owe, which may result in losses to the fund.

Derivatives risk – Efficient Portfolio Management and Investment Purposes: Derivatives may be used to manage the portfolio efficiently. A derivative may not perform as expected, may create losses greater than the cost of the derivative and may result in losses to the fund. The fund may also materially invest in derivatives including using short selling and leverage techniques with the aim of making a return. When the value of an asset changes, the value of a derivative based on that asset may change to a much greater extent. This may result in greater losses than investing in the underlying asset.

Interest rate risk: The fund may lose value as a direct result of interest rate changes.

Emerging Markets & Frontier risk: Emerging markets, and especially frontier markets, generally carry greater political, legal, counterparty, operational and liquidity risk than developed markets.

Counterparty risk: The fund may have contractual agreements with counterparties. If a counterparty is unable to fulfil their obligations, the sum that they owe to the fund may be lost in part or in whole.

Performance risk: Investment objectives express an intended result but there is no guarantee that such a result will be achieved. Depending on market conditions and the macro economic environment, investment objectives may become more difficult to achieve.

IBOR: The transition of the financial markets away from the use of interbank offered rates (IBORs) to alternative reference rates may impact the valuation of certain holdings and disrupt liquidity in certain instruments. This may impact the investment performance of the fund.


Ratings and accreditation

*



Please refer to the Important information section for the disclosure.

Synthetic risk & reward indicator (SRRI)



The risk category was calculated using simulated historical performance data and may not be a reliable indicator of the fund's future risk profile. The fund's risk category is not guaranteed to remain fixed and may change over time. A fund in the lowest category does not mean a risk-free investment. A fund is in categories 1 to 3 where it can take lower risks in search of potentially lower rewards and its price may rise and fall accordingly. A fund is in categories 4 to 7 where it can take higher risks in search of potentially higher rewards and its price may rise and fall accordingly.

Risk statistics & financial ratios

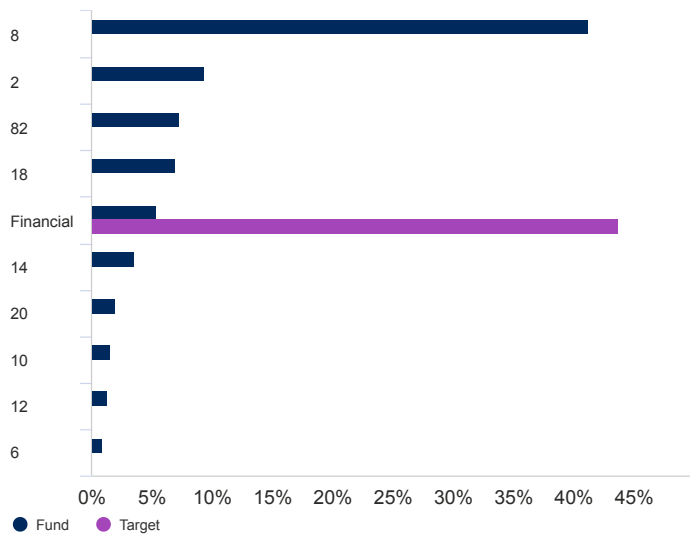
	Fund	Target
Effective duration (years)	4,9	-
Current yield (%)	5,8	-
Yield to maturity	7,2	-

Source: Morningstar. The above ratios are based on bid to bid price based performance data.

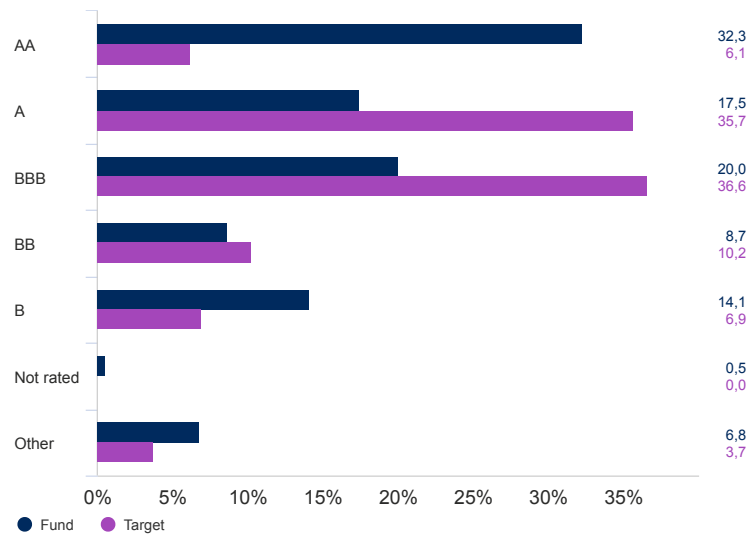
I Accumulation USD | Data as at 31.03.2020

Asset allocation

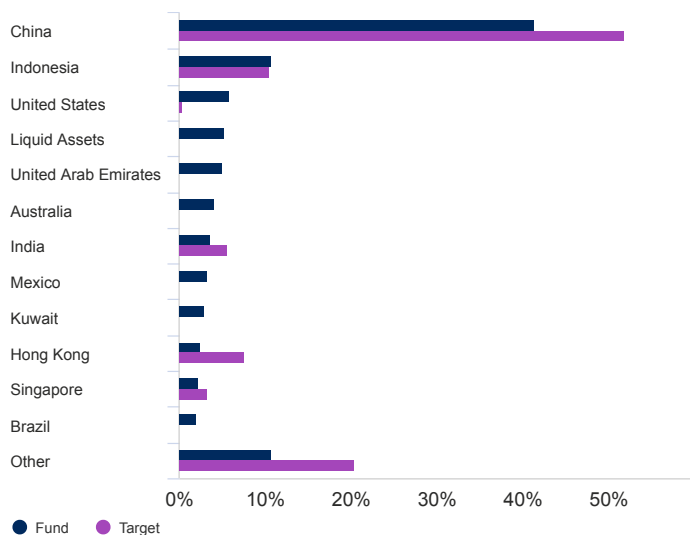
Sector (%)



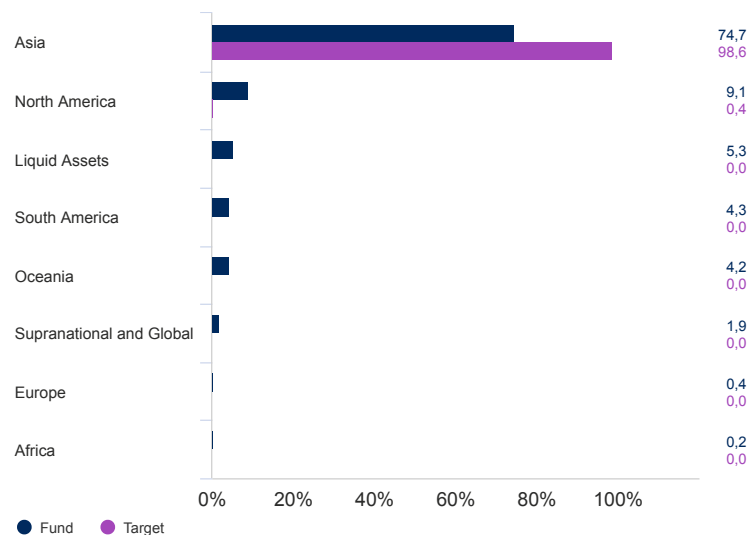
Credit quality (%)



Geographical Breakdown (%)



Region (%)



Top 10 holdings (%)

	Holding name	%
1	United States Treasury Bill 0 21/May/2020 0.0000 21/05/2020	5,9
2	PERUSAHAAN PENERBIT SBSN 4.5500 29/03/2026 SERIES REGS	1,9
3	CHINA LIFE INSURANCE COMPANY 4.0000 03/07/2075 SERIES REGS	1,9
4	EMIRATES NBD 2014 TIER 1 LIMITED 6.3750 PERP REGS	1,9
5	CHARMING LIGHT INVESTMENT LIMITED 4.3750 21/12/2027 SERIES REGS	1,9
6	CMT MTN PTE LIMITED 3.6090 04/04/2029 SERIES EMTN REGS	1,7
7	HUARONG FINANCE 2017 COMPANY 4.2500 07/11/2027 SERIES EMTN	1,6
8	PERUSAHAAN PENERBIT SBSN 4.4000 01/03/2028 SERIES REGS	1,5
9	BHP BILLITON FIN USA LIMITED 6.7500 19/10/2075 SERIES REGS	1,4
10	CCCI TREASURE LIMITED 3.4250 PERP SERIES REGS	1,4

Source: Schroders. Top holdings and asset allocation are at fund level. Please note: Others stated in the ratings breakdown may include Unit Trusts, Cash and Derivatives.

I Accumulation USD | Data as at 31.03.2020

Contact information

Schroder Investment Management (Switzerland) AG
Central 2
Zurich
Switzerland
CH-8001
Tel: +41 (0)44 250 11 11
Fax: +41 (0)44 250 13 12

For your security, communications may be taped or monitored.

Important information

This document does not constitute an offer to anyone, or a solicitation by anyone, to subscribe for shares of Schroder International Selection Fund (the "Company"). Nothing in this document should be construed as advice and is therefore not a recommendation to buy or sell shares. The offering of shares in certain jurisdictions may be restricted and accordingly persons are required, by the Company, to inform themselves of and observe any such restrictions. Subscriptions for shares of the Company can only be made on the basis of its latest prospectus together with the latest audited annual report (and subsequent unaudited semi-annual report, if published). The prospectus and the key investor information document(s) for Switzerland, the articles of association, the annual and semi-annual reports can be obtained, free of charge, at the offices of the Swiss representative, Schroder Investment Management (Switzerland) AG, Central 2, P.O. Box, CH-8021 Zurich (authorised and regulated by FINMA) and the Swiss paying agent, Schroder & Co. Bank AG, Central 2, P.O. Box, CH-8021 Zurich. An investment in the Company entails risks, which are fully described in the prospectus. The Company has its registered office in Luxembourg and is regulated by the Commission de Surveillance du Secteur Financier. This document is issued by Schroder Investment Management (Europe) S.A., 5, rue Höhenhof, L-1736 Senningerberg, Luxembourg. R.C.S. Luxembourg: B 37.799. Schroders has expressed its own views and opinions in this document and these may change. Third party data is owned or licensed by the data provider and may not be reproduced or extracted and used for any other purpose without the data provider's consent. Third party data is provided without any warranties of any kind. The data provider and issuer of the document shall have no liability in connection with the third party data. The Prospectus and/or www.schroders.com contains additional disclaimers which apply to the third party data.

Benchmark: The target benchmark has been selected because the target return of the fund is to deliver the return of that benchmark as stated in the investment objective.

*** Sustainability Accreditation**

Our Schroders Sustainability Accreditation aims to help investors distinguish how we consider Environmental, Social and Governance ("ESG") factors across our products.

This fund has been awarded an Integrated accreditation. ESG factors are embedded into the investment process and can be clearly evidenced. There is a strong commitment to stewardship and company engagement.