

BlackRock Advantage Asia ex Japan Equity Fund  
Class D Hedged Acc GBP  
JUNE 2023 FACTSHEET

Performance, Portfolio Breakdowns and Net Asset information as at: 30-Jun-2023. All other data as at: 11-Jul-2023.

Investors should read the Key Investor Information Document and Prospectus prior to investing.

FUND OVERVIEW

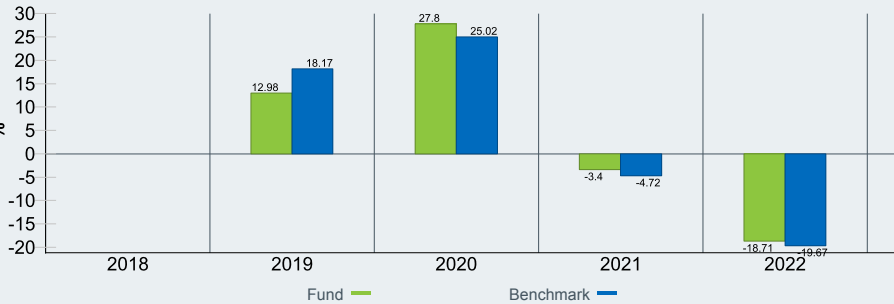
The Fund aims to achieve long-term capital growth on your investment. The Fund seeks to gain at least 70% of its investment exposure to equity securities (e.g. shares) of companies domiciled in, listed in, or the main business of which is in, Asia (excluding Japan). This is achieved by investing in equity securities, other equity-related securities and, when determined appropriate fixed income (FI) securities (such as bonds), money market instruments (MMIs) (i.e. debt securities with short-term maturities), deposits and cash.

GROWTH OF HYPOTHETICAL 10,000 GBP SINCE INCEPTION



Share Class and Benchmark performance displayed in GBP. Source: BlackRock. Performance is shown on a Net Asset Value (NAV) basis, with gross income reinvested. Past performance is not a guide to future performance.

% CALENDAR YEAR RETURNS



The figures shown relate to past performance. Past performance is not a reliable indicator of current or future results and should not be the sole factor of consideration when selecting a product or strategy. Share Class performance is calculated on a Net Asset Value (NAV) basis, with income reinvested, in U.S. Dollar, net of fees. Benchmark performance displayed in USD

**KEY RISKS:** Emerging markets are generally more sensitive to economic and political conditions than developed markets. Other factors include greater 'Liquidity Risk', restrictions on investment or transfer of assets and failed/delayed delivery of securities or payments to the Fund. Currency Risk: The Fund invests in other currencies. Changes in exchange rates will therefore affect the value of the investment. The value of equities and equity-related securities can be affected by daily stock market movements. Other influential factors include political, economic news, company earnings and significant corporate events.



**CAPITAL AT RISK:** The value of investments and the income from them can fall as well as rise and are not guaranteed. Investors may not get back the amount originally invested.

KEY FACTS

Asset Class	Equity
Morningstar Category	Other Equity
Fund Launch Date	19-Jul-2018
Unit Class Launch Date	19-Jul-2018
Fund Base Currency	USD
Share Class Currency	GBP
Fund Size (AUM)	12.59 USD
Benchmark	MSCI All Country Asia ex Japan in USD - NET
Domicile	Ireland
Fund Type	UCITS
ISIN	IE00BG1DFH12
Bloomberg Ticker	-
Distribution Type	-
Minimum Initial Investment	5,000
Management Company	BlackRock Asset Management Ireland Limited

PORTFOLIO MANAGEMENT

Jeff Shen  
Ryan Kim

TOP HOLDINGS (%)

TAIWAN SEMICONDUCTOR MANUFACTURING CO LTD	8.32
TENCENT HOLDINGS LTD	5.49
SAMSUNG ELECTRONICS CO LTD	4.17
ALIBABA GROUP HOLDING LTD	3.10
AIA GROUP LTD	2.97
HYUNDAI MOTOR CO	1.80
BYD CO LTD	1.59
BOE TECHNOLOGY GROUP CO LTD	1.52
BANK CENTRAL ASIA TBK PT LTD	1.52
PING AN INSURANCE GROUP CO OF CHINA LTD	1.47
Total of Portfolio	31.95

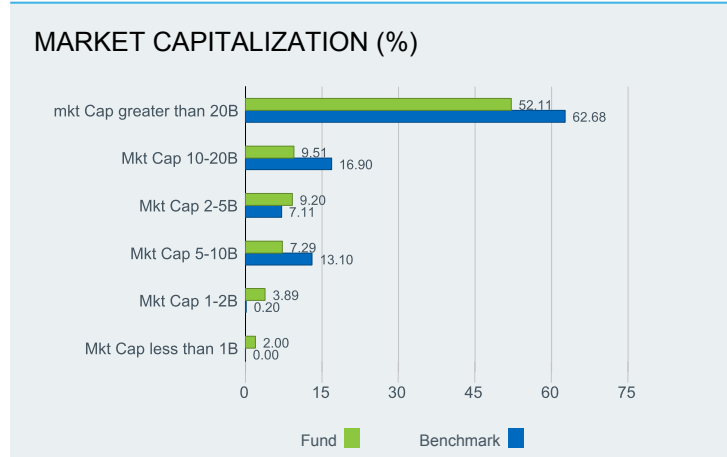
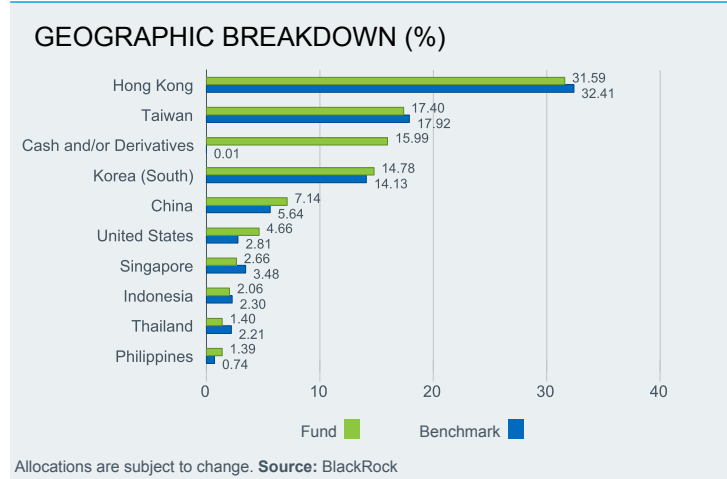
Holdings subject to change

SECTOR BREAKDOWN (%)			
	Fund	Benchmark	+/-
Information Technology	20.64	24.22	-3.58
Financials	16.00	20.91	-4.91
Cash and/or Derivatives	15.99	0.01	15.98
Consumer Discretionary	13.36	14.17	-0.81
Communication	12.19	9.72	2.47
Industrials	10.59	7.19	3.40
Health Care	3.47	3.78	-0.31
Consumer Staples	2.92	5.18	-2.26
Energy	1.94	3.70	-1.76
Materials	1.41	5.23	-3.82
Real Estate	0.96	3.39	-2.44
Other	0.52	2.48	-1.95

<sup>1</sup>Allocations are subject to change. **Source:** BlackRock

FEES AND EXPENSES	
Max Initial Charge	
Max Exit Fee	
Ongoing Charge	0.50%
Performance Fee	

DEALING INFORMATION	
Settlement	Trade Date + 3 days
Dealing Frequency	Daily, forward pricing basis



GLOSSARY

**Ongoing Charge:** is a figure representing all annual charges and other payments taken from the fund.

**Quartile Rank:** categorizes a fund into four equal bands based on their performance over a specified period within the relevant Morningstar's sector. The top or first quartile contains the top 25% of funds, through to the bottom or 4th quartile which contains the bottom 25% of funds.

 [www.blackrock.com](https://www.blackrock.com)

IMPORTANT INFORMATION:

This Fund is a sub fund of the BlackRock Funds I ICAV (the 'Fund'). The Fund is structured as a unit trust organized under the laws of Ireland and authorized by the Central Bank of Ireland as UCITS for the purposes of UCITS Regulations. Investment in the sub-fund(s) is only open to 'Qualified Holders', as defined in the relevant Fund Prospectus. Any decision to invest must be based solely on the information contained in the Company's Prospectus, Key Investor Information Document (KIID) and the latest half-yearly report and unaudited accounts and/or annual report and audited accounts. Prospectuses, Key Investor Information Documents and application forms may not be available to investors in certain jurisdictions where the Fund in question has not been authorised.

INVESTMENT PRODUCTS: NOT FDIC INSURED • NO BANK GUARANTEE • MAY LOSE VALUE © 2023 BlackRock, Inc. All Rights reserved. BLACKROCK, BLACKROCK SOLUTIONS, iSHARES, BUILD ON BLACKROCK, SO WHAT DO I DO WITH MY MONEY and the stylized i logo are registered and unregistered trademarks of BlackRock, Inc. or its subsidiaries in the United States and elsewhere. All other trademarks are those of their respective owners.

Not FDIC Insured - No Bank Guarantee - May Lose Value
---