

Factsheet

Bellevue Funds (Lux) | Share class I EUR

Investment Company with Variable Capital (SICAV) according to Luxembourg Laws – UCITS
Marketing document – For professional investors: AT, CH, DE, ES, IT, LU, HK, SG (res)

Investment focus

The fund's aim is to achieve capital growth in the long term. The Bellevue Sustainable Healthcare fund invests in healthcare firms with strong sustainability credentials and innovative business models. Examples of sustainability in the healthcare industry are environmentally sound procurement policies for drug makers, high safety standards for medical products and services, and a commitment to ethics when conducting clinical trials. From the perspective of the patient, the early diagnosis of life-threatening diseases, personalized medicine enabling highly selective treatments and efficient treatment procedures are key sustainability indicators. A variety of high-growth themes, smart stock selection using our established investment process and the application of sustainability criteria are the fund's tools for achieving attractive returns. The fund takes ESG factors into consideration while implementing the aforementioned investment objectives.

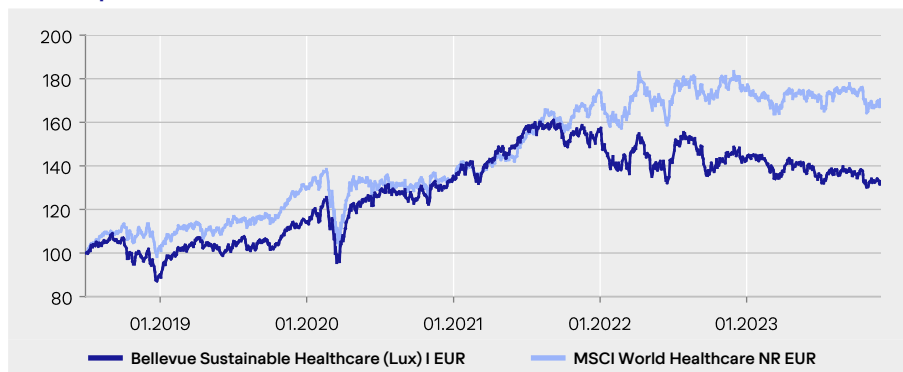
Fund facts

NAV	166.18
Volume	EUR 158.4 mn
NAV-calculation	Daily "Forward Pricing"
Cut off time	15:00 CET
Distribution policy	Accumulating
Investment manager	Bellevue Asset Management AG
Custodian	CACEIS Investor Services Bank, Luxembourg
Launch date	29.06.2018
Fiscal year end	30.06
Benchmark	MSCI World Healthcare NR
ISIN code	LU1819586006
Valor	41670705
Bloomberg	BBSHCIE LX
WKN	A2JMRK
Management fee	0.90%
Performance fee	none
Subscription fee	up to 5%
Min. investment	n.a.
Legal entity	Luxembourg UCITS V SICAV
Countries of distribution	AT, CH, DE, ES, HK, IT, LU, SG
EU SFDR 2019/2088	Article 8

Key figures

Beta	0.84
Correlation	0.71
Volatility	15.2%
Tracking Error	10.86
Active Share	70.42
Sharpe Ratio	-0.28
Information Ratio	-0.70
Jensen's Alpha	-7.48

Indexed performance since launch



Cumulative & annualised performance

Cumulative

	1M	YTD	1Y	3Y	5Y	10Y	ITD
I EUR	1.7%	-6.8%	-10.6%	1.4%	32.1%	n.a.	32.9%
BM	2.7%	-2.3%	-7.0%	27.4%	50.5%	n.a.	70.6%

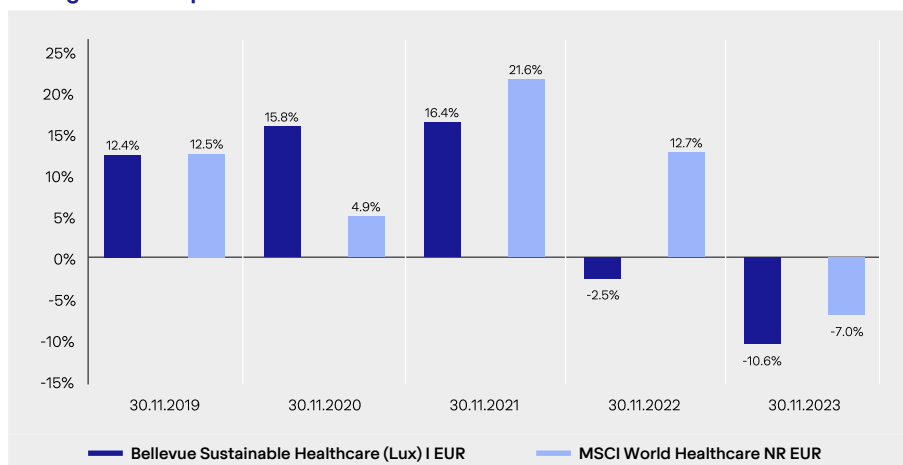
Annualised

	1Y	3Y	5Y	10Y	ITD
I EUR	-10.6%	0.5%	5.7%	n.a.	5.4%
BM	-7.0%	8.4%	8.5%	n.a.	10.3%

Annual performance

	2018	2019	2020	2021	2022	YTD
I EUR	n.a.	26.8%	18.6%	15.2%	-8.5%	-6.8%
BM	n.a.	25.7%	4.3%	28.6%	0.5%	-2.3%

Rolling 12-month-performance



Source: Bellevue Asset Management, 30.11.2023; all figures in EUR %, total return / BVI-methodology
Past performance is not a reliable indicator of future results and can be misleading. As the fund is denominated in a currency that may differ than an investor's base currency, changes in the rate of exchange may have an adverse effect on prices and incomes. Performance is shown net of fees and expenses for the relevant share class over the reference period. All performance figures reflect the reinvestment of dividends and do not take into account the commissions and costs incurred on the issue and redemption of shares, if any. Individual costs are not taken into account and would have a negative impact on the performance. With an investment amount of EUR 1,000 over an investment period of five years, the investment result in the first year would be reduced by the front-end load of up to EUR 50 (5%) as well as by additional individual custody charges. In subsequent years, the investment result would also be reduced by the individual custody account costs incurred. The reference benchmark of this class is used for performance comparison purposes only (dividend reinvested). No benchmark is directly identical to a fund, thus the performance of a benchmark is not a reliable indicator of future performance of the fund to which it is compared. There can be no assurance that a return will be achieved or that a substantial loss of capital will not be incurred.

Top 10 positions

Humana	<div></div>	3.7%
Biomarin Pharmaceuticals	<div></div>	3.6%
Eli Lilly	<div></div>	3.5%
Elevance Health	<div></div>	3.5%
Intuitive Surgical	<div></div>	3.4%
Merck & Co	<div></div>	3.4%
Vertex Pharmaceuticals	<div></div>	3.2%
Boston Scientific	<div></div>	3.1%
Becton Dickinson	<div></div>	3.0%
Evotec	<div></div>	3.0%
Total top 10 positions		33.3%
Total positions		40

Sector breakdown

Services	<div></div>	28.9%
Medtech	<div></div>	23.6%
Pharma	<div></div>	20.2%
Biotechnology	<div></div>	15.5%
Generics/Spec.Pharma	<div></div>	9.8%
Cash	<div></div>	2.0%

Geographic breakdown

United States	<div></div>	33.2%
China	<div></div>	11.8%
Japan	<div></div>	11.0%
Switzerland	<div></div>	10.0%
Denmark	<div></div>	5.0%
Australia	<div></div>	3.3%
Germany	<div></div>	3.0%
South Africa	<div></div>	2.7%
South Korea	<div></div>	2.5%
India	<div></div>	2.5%
Hungary	<div></div>	2.4%
Great Britain	<div></div>	2.3%
Belgium	<div></div>	2.3%
Netherlands	<div></div>	2.2%
Jordan	<div></div>	2.1%
New Zealand	<div></div>	1.7%
Cash	<div></div>	2.0%

Market review

MSCI World Healthcare underperformed MSCI World in November 2023 by 364 bps (MSCI World Healthcare +5.7% vs MSCI World +9.4%). The Sustainable Healthcare (Lux) fund (I-shares: +5.0%, in USD) underperformed (by 74 bps) its healthcare index benchmark net of fees.

Easing inflation and encouraging economic data provided some relief for risk-on and cyclical sectors in November. As such, the healthcare sector was unable to keep up with the performance of more cyclical sectors such as financials (+10.8%) and consumer discretionary (+10.8%), or against another strong performance from IT (+13.7%) in the month. With the end of Q3 results, large broker conferences and several capital markets days/R&D days, management commentary had a significant impact on both subsector and single-stock performances in the month.

Turning to individual subsectors within the MSCI World Healthcare, life science tools (+13.9%) was by far the most best performer in the month supported by positive management commentary, a rebound from a tough prior period, and aided by the risk-on market sentiment, followed by medtech (+11.2%) which was supported by a reversal in GLP-1 agonist risk, pharma (+4.1%), biotech (+3.4%) and healthcare services (+2.8%). On the other hand, the subsector healthcare IT (-6.1%) was a notable laggard. From a geographical point of view, the Asia (+7.4%) territory within the MSCI World Healthcare managed to record superior gains compared to the regions Europe (+5.5%) and US (+5.3%).

On a stock-specific basis, strong absolute performances (in USD) were reported during the month from Pro Medicus (+23.6%; 8-year contract with Oregon Health & Science University), Fisher & Paykel (+19.8%; the 1H24 result and the FY24 guidance were slightly better than consensus expectations on strong OSA mask growth), and Chugai Pharmaceutical (+19.6%; Q3 results and GLP-1 hope). Conversely, negative absolute performances were seen for The Cigna Group (-15.0%; possible merger deal with Humana, which could face regulatory scrutiny), Wuxi Biologics (-10.2%; investor concern that 2023 guidance was at risk after Wuxi Apptec cut in mid-October. This proved to be justified as Wuxi Biologics 2023 guidance was cut in early December), and Humana (-7.4%; possible merger deal with The Cigna Group, which could face regulatory scrutiny).

Investment process

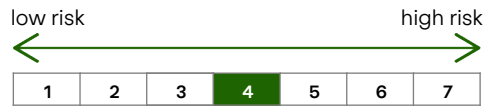
Bellevue's rule-based investment approach, which has been successfully implemented since 2007 and is also mapped by the Adamant Global Healthcare Index, serves as the basis for the fund. A universe with around 700 stocks is compiled from a global pool with over 4000 listed healthcare stocks based on a preselection. As an additional step compared to the conventional methodology, ESG risks of these 700 investable stocks are identified, which could affect the economic value of a company. Here we rely on the longstanding expertise of our research partner Sustainalytics.

In order to get into the fund portfolio, the companies must meet the following criteria: Appropriate ESG risk profile (best-in-class approach), not involved in severe ESG-relevant controversies and comply with the ten principles of the UN Global Compact. In the case of controversial business areas and practices, revenue thresholds are defined for inclusion. The results of the ESG filter application demonstrate that around 40-50% of the titles meet our strict sustainability requirements. The proven factor analysis is then carried out according to four quantitative and four qualitative parameters. The objective here is to select companies that are inexpensive, have strong growth and have an exceptional competitive position so that they can maintain their leading position also in the future.

The analysis results in a portfolio structure consisting of the 40 most sustainable stocks in the healthcare industry, ten of them per region (Western Europe, North America, Japan / Oceania, emerging markets). The application of the eight factors in the past has typically led to a focus on mid cap stocks and an underweight position in pharma and the North America region relative to the MSCI World Healthcare Index. The rebalancing takes place every six months.

Risk and return profile acc. to SRI

The aim of the fund is to achieve a good and competitive level of capital growth over the long term. It is especially suitable for investors who wish to focus on sustainability and have an investment horizon of at least five years. The fund exhibits the level of risk that is typical of equity investments.



We have classified this product as risk class 4 on a scale of 1 to 7, where 4 corresponds to a medium risk class. The risk of potential losses from future performance is classified as medium. In the event of very adverse market conditions, it is possible that the ability to execute your redemption request may be impaired. The calculation of the risk and earnings profile is based on simulated/historical data, which cannot be used as a reliable indication of the future risk profile. The classification of the fund may change in future and does not constitute a guarantee. Even a fund classed in category 1 does not constitute a completely risk-free investment. There can be no guarantee that a return will be achieved or that a substantial loss of capital will not be incurred. The overall risk exposure may have a strong impact on any return achieved by the fund or subfund. For further information please refer to the fund prospectus or PRIIP-KID.

Liquidity risk

The fund may invest some of its assets in financial instruments that may in certain circumstances reach a relatively low level of liquidity, which can have an impact on the fund's liquidity.

Risk arising from the use of derivatives

The fund may conclude derivatives transactions. This increases opportunities, but also involves an increased risk of loss.

Currency risks

The fund may invest in assets denominated in a foreign currency. Changes in the rate of exchange may have an adverse effect on prices and incomes.

Operational risks and custody risks

The fund is subject to risks due to operational or human errors, which can arise at the investment company, the custodian bank, a custodian or other third parties.

Awards

Signatory of:



Benefits

- Investments in the 40 most attractive healthcare stocks worldwide with due account taken of current sustainability criteria.
- Many years of recognized bottom up expertise coupled with comprehensive sustainability research from Sustainalytics.
- The sustainability filter combines a best-in-class approach with the application of a strict exclusion procedure.
- Proprietary investment process: Half-yearly company evaluation and rebalancing.
- Underweighting of pharma and US stocks against the relevant healthcare indices, and a strong focus on mid caps.

You can find a detailed presentation of the risks faced by this fund in the "Special Investment Risks" section of the sales prospectus.

Management Team



Dr. Terence McManus
Portfolio Manager



Dr. Cyrill Zimmermann
Portfolio Manager



Oliver Kubli, CFA
Portfolio Manager

Sustainability Profile – ESG

EU SFDR 2019/2088 product category: Article 8

Exclusions:

Compliance UNGC, HR, ILO	✓
Norms-based exclusions	✓
Controversial weapons	✓

ESG Risk Analysis:

ESG-Integration	✓
Best-in-Class	✓

Stewardship:

Engagement	✓
Proxy Voting	✓

Key Figures:

CO ₂ -intensity (t CO ₂ /mn USD sales):	31.0 (Low)	Coverage:	98%
MSCI ESG Rating (AAA - CCC):	A	Coverage:	98%

Based on portfolio data as per 30.11.2023; – ESG data base on MSCI ESG Research and are for information purposes only; compliance with global norms according to the principles of UN Global Compact (UNGC), UN Guiding Principles for Business and Human Rights (HR) and standards of International Labor Organisation (ILO); no involvement in controversial weapons; norms-based exclusions based on annual revenue thresholds; ESG Integration: Sustainability risks are considered while performing stock research and portfolio construction; Best-in-class: Systematic exclusion of companies with high ESG risks; Stewardship: Engagement in an active and constructive dialogue with company representatives on ESG aspects as well as exercising voting rights at general meetings of shareholders. MSCI ESG Rating ranges from "leaders" (AAA-AA), "average" (A, BBB, BB) to "laggards" (B, CCC). The CO₂-intensity expresses MSCI ESG Research's estimate of GHG emissions measured in tons of CO₂ per USD 1 million sales; for further information c.f. www.bellevue.ch/sustainability-at-portfolio-level.

Important information

This marketing communication relates to Bellevue Funds (Lux) (hereinafter the "Fund"), an investment company with variable capital "société à capital variable" (SICAV) under the current version of the Law of the Grand Duchy of Luxembourg of 10 August 1915 on commercial companies ("Law of 1915") and is authorized under Part I of the Law of 17 December 2010 relating to undertakings for collective investment ("Law of 2010") as an undertaking for collective investment (UCITS). Bellevue Sustainable Healthcare is a subfund of Bellevue Funds (Lux).

This marketing communication is issued by Bellevue Asset Management AG, which is an authorized asset manager subject to the supervision of the Swiss Financial Market Supervisory Authority (FINMA) and acts as an Investment Manager of the Fund. The Prospectus, statutes, the annual and half-yearly report, the share prices as well as the Key Information Document (PRIIP-KID) and further information about the Fund can be obtained free of charge in English and German from the management company of the Fund, Bellevue Asset Management AG, Seestrasse 16, CH-8700 Küsnacht, from the representative, paying, facilities and information agents mentioned below or online at www.bellevue.ch. The Key Information Document (PRIIP-KID) is available free of charge in the languages of the countries of distribution www.fundinfo.com.

This document is neither directed to, nor intended for distribution or use by, any person or entity who is a citizen or resident of any locality, state, country or jurisdiction where such distribution, publication, availability or use would be contrary to law or regulation. It is particularly not intended for US persons, as defined under Regulation S of the U.S. Securities Act of 1933, as amended. The information and data presented in this document are not to be considered as an offer to buy, sell or subscribe to any securities or financial instruments. The information, opinions and estimates contained in this document reflect a judgment at the original date of release and are subject to change without notice. This information pays no regard to the specific or future investment objectives, financial or tax situation or particular needs of any specific recipient and in particular tax treatment depends on individual circumstances and may be subject to change. This document is not to be relied upon in substitution for the exercise of independent judgment. Before making any investment decision, investors are recommended to ascertain if this investment is suitable for them in the light of their financial knowledge and experience, investment goals and financial situation, or to obtain specific advice from an industry professional. The details and opinions contained in this document are not to be considered as recommendation or investment advice. Every investment involves risk, especially with regard to fluctuations in value and return, and investors' capital may be at risk. If the currency of a financial product is different from your reference currency, the return can increase or decrease as a result of currency fluctuations. Past performance is no indicator for the current or future performance. The performance data are calculated without taking account of commissions and costs that result from subscriptions and redemptions. Commissions and costs have a negative impact on performance. For more information about the associated costs, please refer to the related costs and fees section of the prospectus. Any benchmarks/indices cited herein are provided for information purposes only. No benchmark/index is directly comparable to the investment objectives, strategy or universe of the subfund. The performance of a benchmark shall not be indicative of past or future performance of the subfund. Financial transactions should only be undertaken after having carefully studied the current valid prospectus and are only valid on the basis of the latest version of the prospectus and available annual and half-yearly reports. Please take note of the risk factors.

Countries of distribution and local representatives

The Bellevue Funds (Lux) is registered and admitted for public distribution in AT, CH, DE, ES, LU, IT and SG. For HK the subfund has been notified to the Luxembourg Regulator.

Austria, Germany:

Facilities Agent: Zeidler Legal Process Outsourcing Ltd with address at 19-22 Lower Baggot Street, Dublin 2, D02 X658, Ireland, email: facilities_agent@zeidlerlegalservices.com ("Zeidler") and CACEIS Investor Services Bank S.A. mit der Adresse bei 14, Porte de France, L-4360 Esch-sur-Alzette, Luxembourg.

Spain: Representative: Atl Capital, Calle de Montalbán 9, ES-28014 Madrid - CNMV under the number 938

Switzerland: The Bellevue Funds (Lux) SICAV is registered for public offering and distribution in Switzerland with the Swiss Financial Market Supervisory Authority. Representative agent in Switzerland: Waystone Fund Services (Switzerland) SA, Avenue Villamont 17, CH-1005 Lausanne. Paying agent in Switzerland: DZ PRIVATBANK (Schweiz) AG, Münsterhof 12, P.O. Box, CH-8022 Zürich. You can obtain the sales prospectus, Key Information Document ("PRIIP-KID"), statutes and the current annual and half-yearly reports, the current share prices and further information about the fund free of charge in German from the management company Bellevue Asset Management AG, Seestrasse 16, CH-8700 Küsnacht, the representative agent in Switzerland or online at www.bellevue.ch. In respect of the units distributed in or from Switzerland, the place of performance and jurisdiction is at the registered office of the representative agent.

The Summary of Investor Rights is available under: https://www.waystone.com/wp-content/uploads/2021/08/Waystone_Management_Company_Lux_S.A_Summary_of_Investor_Rights_-_August_2021.pdf

The management company may decide to withdraw the arrangements it has made for the distribution of the units of its collective investment undertakings in accordance with Article 93a of Directive 2009/65/EC and Article 32a of Directive 2011/61/EU.

© 2023 MSCI ESG Research LLC. Reproduced by permission. Although Bellevue Asset Management information providers, including without limitation, MSCI ESG Research LLC and its affiliates (the "ESG Parties"), obtain information from sources they consider reliable, none of the ESG Parties warrants or guarantees the originality, accuracy and/or completeness of any data herein. None of the ESG Parties make any express or implied warranties of any kind, and the ESG Parties hereby expressly disclaim all warranties of merchantability and fitness for a particular purpose, with respect to any data herein. None of the ESG Parties shall have any liability for any errors or omissions in connection with any data herein. Further, without limiting any of the foregoing, in no event shall any of the ESG Parties have any liability for any direct, indirect, special, punitive, consequential or any other damages (including lost profits) even if notified of the possibility of such damages.

The most important terms are explained in the glossary at www.bellevue.ch/en/glossary.

Copyright © 2023 Bellevue Asset Management AG. All rights reserved.

Important information**BELLEVUE FUNDS (LUX)
PROSPECTUS SUPPLEMENT – ADDITIONAL INFORMATION FOR
INVESTORS IN HONG KONG
DATED NOVEMBER 2021**

This section has been prepared solely for Hong Kong investors who invest or propose to invest in Shares of Bellevue Funds (Lux) (the “Company”) in Hong Kong. Investors in Hong Kong should read this supplement in conjunction with the Prospectus for the Company (the “Prospectus”). References to the Prospectus are to be taken as references to that document as supplemented hereby. In addition, words and expressions defined in the Prospectus, unless otherwise defined below, shall bear the same meaning when used herein.

FOR RESIDENTS OF HONG KONG

WARNING: THE CONTENTS OF THIS PROSPECTUS HAVE NOT BEEN REVIEWED BY ANY REGULATORY AUTHORITY IN HONG KONG. YOU ARE ADVISED TO EXERCISE CAUTION IN RELATION TO THE OFFER. IF YOU ARE IN ANY DOUBT ABOUT ANY OF THE CONTENTS OF THIS PROSPECTUS, YOU SHOULD OBTAIN INDEPENDENT PROFESSIONAL ADVICE.

THIS PROSPECTUS DOES NOT CONSTITUTE AN OFFER OR INVITATION TO THE PUBLIC IN HONG KONG TO ACQUIRE SHARES. ACCORDINGLY, NO PERSON MAY ISSUE OR HAVE IN ITS POSSESSION FOR THE PURPOSES OF ISSUE, THIS PROSPECTUS OR ANY ADVERTISEMENT, INVITATION OR DOCUMENT RELATING TO THE SHARES, WHICH IS DIRECTED AT, OR THE CONTENTS OF WHICH ARE LIKELY TO BE ACCESSED OR READ BY, THE PUBLIC IN HONG KONG EXCEPT WHERE: (I) THE SHARES ARE ONLY INTENDED TO BE OFFERED TO “PROFESSIONAL INVESTORS” (AS SUCH TERM IS DEFINED IN THE SECURITIES AND FUTURES ORDINANCE OF HONG KONG (CAP. 571 OF THE LAWS OF HONG KONG), AS AMENDED (THE “SFO”) AND THE SUBSIDIARY LEGISLATION MADE THEREUNDER); (II) IN CIRCUMSTANCES WHICH DO NOT RESULT IN THIS PROSPECTUS BEING A “PROSPECTUS” AS DEFINED IN THE COMPANIES (WINDING UP AND MISCELLANEOUS PROVISIONS) ORDINANCE OF HONG KONG (CAP. 32 OF THE LAWS OF HONG KONG), AS AMENDED (THE “CO”); OR (III) IN CIRCUMSTANCES WHICH DO NOT CONSTITUTE AN OFFER OR AN INVITATION TO THE PUBLIC FOR THE PURPOSES OF THE SFO OR THE CO. THE OFFER OF THE SHARES IS PERSONAL TO THE PERSON TO WHOM THIS PROSPECTUS HAS BEEN DELIVERED AND A SUBSCRIPTION FOR SHARES WILL ONLY BE ACCEPTED FROM SUCH PERSON. NO PERSON TO WHOM A COPY OF THIS PROSPECTUS IS ISSUED MAY COPY, ISSUE OR DISTRIBUTE THIS PROSPECTUS IN HONG KONG, OR MAKE OR GIVE A COPY OF THIS PROSPECTUS TO ANY OTHER PERSON.