

Protea Fund - Sectoral Healthcare Opportunities Fund - I EUR

ISIN LU1849504649

As of 31/03/2024  
Marketing material

Investment Objective

The Sub-Fund invests primarily in innovative healthcare companies developing differentiated drugs, services, life science tools and devices in therapeutic areas with large unmet medical needs. Investments are made across all market caps and geographies, including the emerging markets, with significant exposure to mid- and small-cap companies, due to their high degree of innovation. Novel and differentiated treatments, devices, and services benefit from a favorable regulatory and commercial environment, with the potential for shortened development timelines, rapid market adoption as well as strong pricing and operating margins. Innovation in healthcare delivery and novel therapeutic modalities has created new business models and markets with tremendous commercial potential.

Investment Policy

The manager specializes in the area of healthcare investments and employs a bottom-up, research-intensive investment approach. The security selection process is based on primary research, analysis of industry and company fundamentals, and in-depth due diligence on companies to assess their scientific, business, and financial aspects. ESG and sustainability criteria are integrated throughout the process.

Sectoral Asset Management is a  
Signatory of:



SFDR Classification<sup>1</sup>

Article 6

Article 8

Article 9

<sup>1</sup>Regulation (EU) 2019/2088 of the European Parliament and of the Council of 27 November 2019 on Sustainability-related disclosures in the financial services sector (SFDR).

Risk Category SRI

1

2

3

4

5

6

7

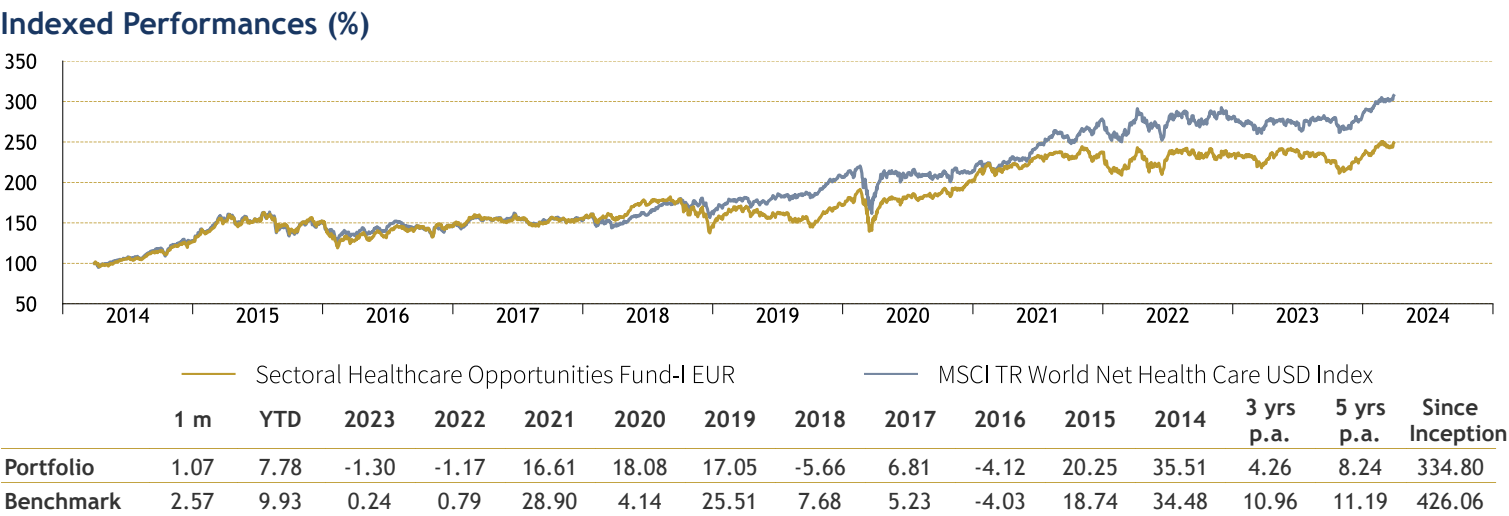
Lower risk

Higher risk

General Information

Portfolio management	Sectoral Asset Management Inc.
Fund domicile, legal structure, SFDR	Luxembourg, UCITS, Art. 8
Currency of the fund / shareclass	USD / USD
Fund size	EUR 98.99 mio
Net asset value (NAV) / share	EUR 434.80
Distribution policy	Reinvested
Launch date fund / shareclass	23.11.1993 / 30.04.2007
ISIN / WKN / VALOR	LU1849504649 / A2JR2P / 42469455
Bloomberg	PRSHOIE
Management fee	0.60%
Ongoing charges (incl. Mgmt. fee) as of 31.12.2022	0.90%
Maximum entry / switching / exit fee <sup>2</sup>	2.00%/1.50%/0.00%
Swing pricing	Yes
Minimum Investment	EUR 250'000
Benchmark	MSCI TR World Net Health Care USD Index
Benchmark ESG	MSCI TR World Net Health Care USD Index

<sup>2</sup>Refer to fund distributor for actual applicable fees, if any.  
Not all costs are displayed. Please refer to the prospectus and PRIIPS KID for further details.



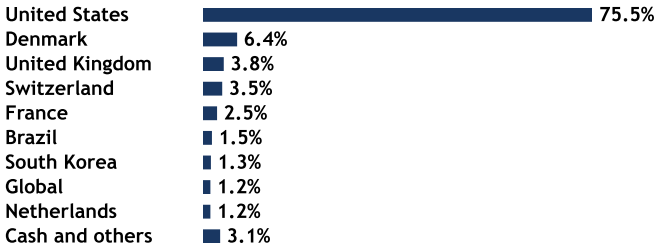
Source: FundPartner Solutions (Europe) S.A. - Part of Pictet Group  
Past performance before 26.01.2024 are referring to the fund Variopartner SICAV which has been merged into Protea Fund as of the 29.01.2024. Please note that neither the investment policy, the benchmark, or the investment manager changed, only the name of the fund, management company and custodian changed.  
Past performance must not be considered an indicator or guarantee of future performance. Any tables, graphs, or charts relating to past performance included are used only to illustrate the performance of indices, strategies, or specific funds for the historical periods shown and should not be used as a basis for making any investment decision. All performance data are based on net performance and take no account of commissions, fees or other costs charged when units are issued and redeemed. The return of the Fund may go down as well as up due to changes in rates of exchange between currencies. Future performance is subject to taxation which depends on the personal situation of each investor, and which may change in the future.

## Sector Breakdown



Source: FundPartner Solutions (Europe) S.A. - Part of Pictet Group

## Geographical Breakdown



Source: FundPartner Solutions (Europe) S.A. - Part of Pictet Group

## Risk Metrics/Risk Information<sup>3</sup>

Volatility, annualized	11.48%	Jensen's alpha	-4.65%
Sharpe ratio	0.26	Beta	0.83
Information ratio	-0.93	Tracking error, ex-post	6.65%

<sup>3</sup>Calculated over 3 years

Source: FundPartner Solutions (Europe) S.A. - Part of Pictet Group

## Market Commentary

In March, the MSCI World Healthcare Index increased 2.4% and underperformed the MSCI AC World (+3.1%). Among industries, biotech (+2.8%), services (+2.8%) and life sciences (+2.5%) led, while medtech (+2.3%) and pharma (+2.1%) lagged. The Russell 2000 Healthcare Index fell 1.1% and underperformed the Russell 2000 Index (+3.4%). The MSCI Emerging Markets Healthcare Index (-1.7%) underperformed the broad MSCI Emerging Markets Index (+2.5%).

In biopharma, positive clinical reports included those from Novo Nordisk (obesity) and Acelyrin (thyroid eye disease). On the other hand, Amylyx' phIII PHOENIX trial for AMX0035 in ALS failed. In regulatory news, the FDA approved Merck's Winrevair, with a notably clean label, for patients with pulmonary arterial hypertension. However, Eli Lilly announced its Alzheimer's disease drug, donanemab, will be put before an FDA Advisory Committee meeting delaying potential FDA approval by several months. CMS issued guidance to Medicare Part D plans stating that anti-obesity medications that receive FDA approval for an additional indication that is considered medically accepted under federal law, can be reimbursed for that specific use. On the corporate front, M&A activity included AstraZeneca's acquisition of radiopharmaceuticals company Fusion for USD2bn (97% premium) and endocrine play Amolyt (private) for USD800m, while Novo Nordisk acquired heart failure focused Cardior Pharmaceuticals (private) for up to USD1.1bn.

In medtech, a robust utilization environment supported expectations for continued strength in procedure growth and margin improvement over 2024. Alphatec shared its long-range plan to 2027 at its investor day, which included USD1bn revenues and 18% EBITDA margin. In regulatory news, the FDA approved Intuitive Surgical's da Vinci 5 surgical robot, DexCom's Stelo, the first continuous glucose monitor in the US available without a prescription, and Medtronic's Evolut FX+, its latest TAVR product.

In healthcare services, UnitedHealth subsidiary Change Healthcare, the clearinghouse for 15bn annual healthcare transactions, was victim to a cyberattack impacting electronic claims for medical and pharmacy services. Most functionality has since been reestablished, however a one-time delay to provider cash flow may be a feature in 1Q24 results. Elsewhere, Elevance announced an improvement in its Medicare Advantage STAR ratings.


In emerging markets, Rede D'Or reported mixed results with hospital net revenues +9% y/y though higher expenses weighed on EBITDA (+8% YOY) at a 22.6% margin, down 35bps y/y.

Top contributors: DexCom (medtech) +21% on FDA approval of Stelo; Zoetis (pharma, not held) -15% on EU antitrust probe; Lenz (biotech) +37% on successful reverse-merger.

Top detractors: Amylyx (biotech) -82% on failed PHOENIX study; Eyepoint (biotech) -24% consolidation after prior strength; Acelyrin (biotech) -18% on remaining questions on interim data in thyroid eye disease.

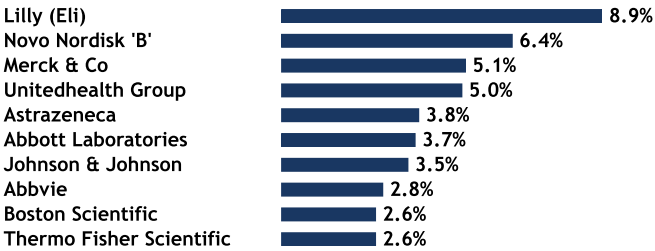
Notable transactions: Initiated positions in Samsung Biologics (life sciences) and Boundless Bio (biotech).

## Currency Breakdown



Source: FundPartner Solutions (Europe) S.A. - Part of Pictet Group

## Top Holdings

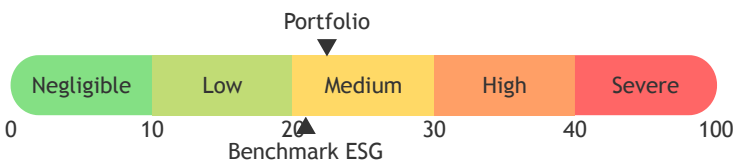


Source: FundPartner Solutions (Europe) S.A. - Part of Pictet Group

ESG Risk Rating

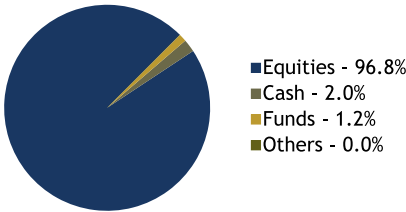
	Rating	Coverage	Category
Portfolio	22.4	92%	Medium
Benchmark ESG	20.9	100%	Medium

Categories for ESG Risk: Negligible (0-9.99), Low (10-19.99), Medium (20-29.99), High (30-39.99), Severe (40 and higher)



Portfolio

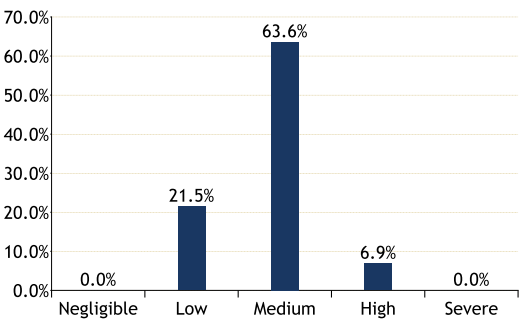
Breakdown (by Asset Type)



Coverage (by Asset Type)

Asset type	Eligible	Covered	Not Covered
Equities	Yes	92.0%	4.8%
Funds	No	-	1.2%
Cash	No	-	2.0%
Others	No	-	0.0%
Total		92.0%	8.0%

Distribution (Portfolio, weight in %)




Source : Sustainalytics

Corporate Governance

	Rating
Portfolio	57
Benchmark ESG	58

6 Pillars of Corporate Governance



Level of risk is distributed from 0 to 100, 0 being the highest and 100 the lowest.  
Source : Sustainalytics

Physical Climate Risk

	Rating
Portfolio	62
Benchmark ESG	61

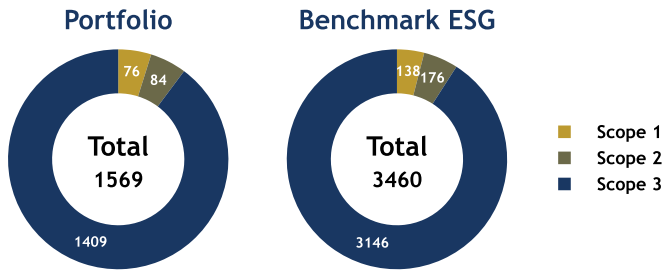
3 Pillars of Physical Climate Risk



Level of risk is distributed from 0 to 100, 0 being the lowest and 100 the highest.  
Source : 427

Greenhouse Gas Emission

Carbon emission




Carbon emission in tonnes of CO<sub>2</sub> (Scope 1, 2 & 3)  
Carbon footprint and carbon intensity in tonnes of CO<sub>2</sub> per million CHF (Scope 1, 2 & 3)  
Source : Sustainalytics

	Carbon emissions*	Carbon footprint	Carbon intensity
Portfolio	1569	18	99
Benchmark ESG	3461	37	125

\* GHG emission per EVIC

Product Involvement (Portfolio, weight in %)



Source : Sustainalytics



## Methodologies

### ESG Risk Rating

ESG Risk Rating measures the degree to which a company's economic value is at risk driven by ESG factors or, more technically speaking, the magnitude of a company's unmanaged material ESG risks.

### Corporate Governance

Corporate Governance evaluates the governance structures, practices and behaviors of companies and their ability to build sustainable long-term value that can be delivered to stakeholders and shareholders in a fair and transparent manner.

### GHG (Greenhouse Gas) Emissions

Scope 1 Emissions: Direct Greenhouse emissions that are generated from production processes which are owned and/or controlled by the company (ie: fuel combustion, company vehicles, fugitive emissions...).

Scope 2 Emissions: Indirect Greenhouse emissions associated with the purchase of energy (ie: electricity, heat or steam...).

Scope 3 Emissions: All indirect emissions arising from the activities of an organisation. This includes emissions from both suppliers and/or consumers (ie: purchased goods/services, travel, waste disposal, transportation and distributions, leased assets, investments...).

Carbon footprint: Aggregation of Scope 1, 2 and 3 GHG emissions of a company relative to its enterprise value.

Carbon intensity: Aggregation of Scope 1, 2 and 3 GHG emissions of a company relative to its sales or revenues.

### Physical Climate Risk

Physical Climate Risk assesses the exposure of companies that may potentially be negatively affected by the physical impacts of climate change.

### Controversies

ESG Controversies analysis of underlying companies is based on incidents and events that may pose a business or reputational risk due to the potential impact on stakeholders, the environment, or the company's operations.

### Product Involvement

Product involvement provides research on companies' involvement in certain types of products and services. This enables screening approaches according to specific criteria such as ethical, impact, compliance or ESG risk considerations.

This research tracks both direct involvement in a product in one or more ways such as production, distribution or related services and indirect involvement in a product through ownership in an involved company.

### Address

SECTORAL ASSET MANAGEMENT INC  
1010 SHERBROOKE ST. WEST, # 1610  
MONTREAL, QUEBEC  
CANADA H3A 2R7

### Contact

Antoine Blondin  
+41.22.316.66.38  
antoine@sectoral.com

### Disclaimer

Swiss representation agent: FundPartner Solutions Suisse S.A., Route des Acacias 60, CH -1211 Geneva 73 / Swiss paying agent: Banque Pictet & Cie SA, Route des Acacias 60, CH -1211 Geneva 73.

The fund mentioned in the present document (hereinafter the "Fund") does not guarantee that the data contained in this report (hereinafter the "Data") are complete, accurate, or free of errors or omissions. The Fund is not liable for this report under any circumstances. This marketing communication is distributed by the Fund or authorised distribution agencies for information purposes only and does not constitute an offer to subscribe for shares of the Fund. Subscriptions of the Fund, an investment fund under Luxembourg law (SICAV), should in any event be made solely on the basis of the current offering prospectus, the Key Investor Information Document ("KIID"), the articles of incorporation and the most recent annual or semi-annual report and after seeking the advice of an independent finance, legal, accounting and tax specialist. Interested parties may obtain the abovementioned documents free of charge from the local entity mentioned above and from the offices of the Fund at 15, avenue John F. Kennedy, L1855 Luxembourg. You can obtain a summary of investors rights to the following link : <https://www.group.pictet/media/sd/176b100ab205a6e6aef82b0250138f889675b903>. The evaluation of the securities and other instruments in this report is based on rates taken from the customary sources of financial information (hereinafter the "Data Providers") and may be updated without notice. The Data Providers do not guarantee the adequacy, accuracy, timeliness or completeness of their data and information (hereinafter the "Third Party Data"). The Data Providers do not make any representation regarding the advisability of any investment and do not sponsor, promote, issue, sell or otherwise recommend or endorse any investment. An investment in a sub-fund of the Fund carries various risks which are explained in the offering prospectus.

The Third Party Data used for the present report is provided on an "as is" basis and all warranties, including without limitation, the implied warranties of merchantability and fitness for a particular purpose are excluded by the Data Providers. In no event shall the Data Providers, and any of its affiliates or any other person involved in or related to compiling, computing or creating the Third Party Data be liable for any damages relating to the Third Party Data, including, without limitation, damages resulting from any use of or reliance on the Third Party Data. The Data can only be read and/or used by the person to whom they are addressed. The Fund is not liable for the use, transmission or exploitation of the Data. Therefore, any form of reproduction, copying, disclosure, modification and/or publication of the Data is under the sole liability of the addressee of this report, and no liability whatsoever will be incurred by the Fund. The addressee of this report agrees to comply with the applicable laws and regulations in the jurisdictions where they use the Data.