



BROAD OPPORTUNITIES FUND

30 November 2022

FUND OBJECTIVE

The Fund aims to deliver attractive positive long-term returns

FUND SUMMARY

- Based on core principles of diversification, dynamic asset allocation and downside risk management
- Combines actively managed directional risk (aiming to make money when markets go up) with actively managed less directional sources of return (aiming to make money whether markets go up or down)
- Exposure to equity, fixed income, real assets, total return strategies and cash
- Managed by a highly experienced team, with a transparent investment process and proven track record

FUND FACTS

Fund size: €2.6bn

Inception date: 7 September 2009

Benchmark: 3 Month Euribid

Fund manager: Matthew Merritt and Multi-Asset Strategy team

Target return: The Fund seeks to generate returns of 3 month Euribid + 4.5% gross of fees over an annualised five year period, whilst being mindful of the Investment Objective.

5 YEAR ANNUALISED GROSS PERFORMANCE (%)

Fund: 0.46

Cash +450 bps: 4.08

The Fund returns are shown before fees, as specified in the prospectus.

SHARE CLASS PERFORMANCE (%) (B1 € Acc share class)

	1 month	3 months	1 year	3 years (pa)	5 years (pa)	10 years (pa)	Since inception (pa)
Fund	1.46	-1.51	-7.61	-0.77	0.46	2.53	2.66
Benchmark	0.14	0.33	0.00	-0.40	-0.42	-0.29	-0.28

	Calendar year returns					12-month rolling returns				
	2021	2020	2019	2018	2017	2021-2022	2020-2021	2019-2020	2018-2019	2017-2018
Fund	6.91	-0.24	11.68	-6.08	9.14	-7.61	6.86	-1.04	8.75	-3.69
Benchmark	-0.67	-0.54	-0.46	-0.45	-0.46	-0.00	-0.67	-0.53	-0.46	-0.45

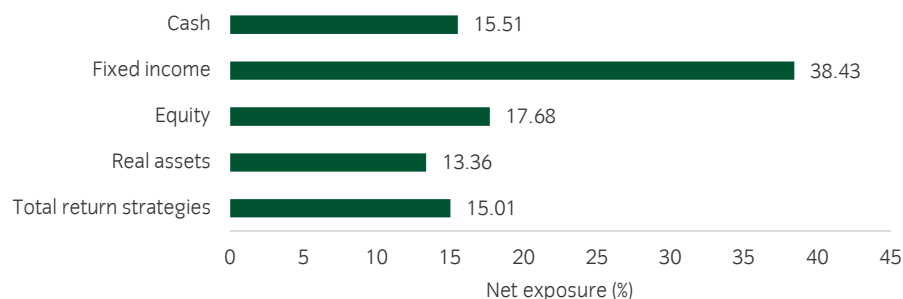
Past performance is not indicative of future results. Investment in any strategy involves a risk of loss which may partly be due to exchange rate fluctuations. The performance results shown, whether net or gross of investment management fees, reflect the reinvestment of dividends and/or income and other earnings. Any gross of fees performance does not include fees and charges and these can have a material detrimental effect on the performance of an investment.

Source: Insight Investment and Rimes. Fund performance is shown for share class B1 € Acc (which has an inception date of the 1 October 2012) and is calculated as total return, including reinvested income, gross of fees and expenses. Gross of fees performance results do not reflect the deduction of charges, which will reduce investors' returns. Benchmark performance shown is for the 3 Month Euribid. Performance for periods over one year is annualised. Past performance is not a guide to future performance. The value of investments and any income from them will fluctuate and is not guaranteed (this may be partly due to exchange rate fluctuations). Investors may not get back the full amount invested. Investors must read all performance information alongside the full performance information in the KIID.

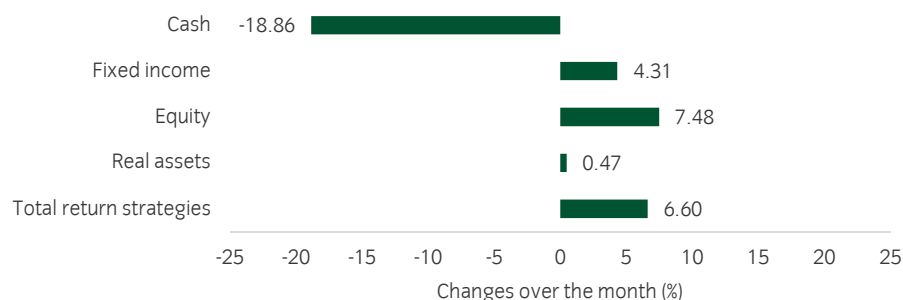
FUND MANAGER COMMENTS

The portfolio delivered a strong positive return for the month. A lower-than-expected US inflation print saw markets reduce expectations for the pace of future US policy tightening, triggering a broad rally in equity markets. We increased exposure to equity during the month, which helped returns and our equity holdings were the largest positive contributor to performance. In fixed income, we added to duration and increased exposures to investment grade credit and high yield. This helped the portfolio to benefit from a material decline in yields. We closed our long US dollar positions within total return strategies early in the month, which protected the portfolio from a sharp decline in the dollar later on. Option positions designed to benefit from a rally in key equity markets also helped buoy returns. Infrastructure and commodity holdings generated small gains. With a still cautious view of the cyclical backdrop, we used derivative strategies to build buffers against mild pullbacks if the risk environment worsens.

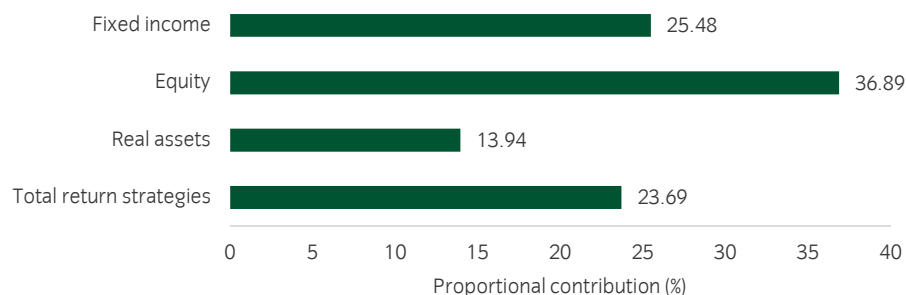
FUND ALLOCATION



FUND ACTIVITY



CONTRIBUTORS TO FUND RETURN (gross, since inception)



TECHNICAL DETAILS

Legal structure: Open Ended Investment Company (UCITS)

Domicile: Ireland

Share class currencies: Sterling, Euro, US dollar, Japanese yen

Dealing frequency: Daily, Midday (Irish time)

Settlement period: T+3

Pricing method: Swinging single price

Scheme: Absolute Insight Funds plc

Depository: State Street Custodial Services (Ireland) Limited

Administrator: State Street Fund Services (Ireland) Limited

Ongoing charges: 0.71% (represented by share class B1 Euro, other share classes are available)



www.insightinvestment.com

This document is not a contractually binding document and does not constitute legal, tax, or investment advice. It must not be used for the purposes of an offer or solicitation to anyone in any jurisdiction. Prospective investors are referred to the Fund's prospectus and Key Investor Information Document (KIID) for a full list of applicable risks, investor rights, KIID risk profile, financial and non-financial investment terms. The latest Report & Accounts, Prospectus and the KIID can be found at www.insightinvestment.com within the Tools and Resources: Fund literature and Prices section. Investors are urged to consult their own advisers on the implications of making any investment. Do not base any final investment decisions on this document alone. Portfolio holdings are subject to change, for information only and are not investment recommendations. Unless otherwise stated, the source of information and any view and opinions are those of Insight Investment. In Austria, the current Prospectus and the KIID are available free of charge from Société Générale, Vienna Branch, Prinz-Eugen-Straße 32, A-1040 Wien. In Germany, the KIID, prospectus, articles and latest annual report are available free of charge in hardcopy from the paying agent, Société Générale, Zweigniederlassung Frankfurt, Mainzer Landstraße 36, D-60325 Frankfurt. In Luxembourg, the KIID, prospectus, articles and latest annual report are available free of charge from the paying agent, State Street Bank Luxembourg S.A., 47-49 avenue J F Kennedy, L-1855 Luxembourg. In Sweden, the KIID, prospectus, articles and latest annual report are available free of charge from the paying agent, Skandinaviska Enskilda Banken AB (publ), Global Transaction Services, ST MH1, SE – 106 40 Stockholm. In Switzerland, the KIID, prospectus, articles and latest annual report are available free of charge from Carnegie Fund Services S.A., 11, rue du Général-Dufour, 1204 Geneva. Issued by Insight Investment Funds Management Limited (IIFML), 160 Queen Victoria Street, London EC4V 4LA. In France, the KIID, prospectus, articles and latest annual report are available free of charge from Société Générale, Tour Granite, 75886, Paris, Cedex 18. Registered in England No. 01835691. IIFML is authorised and regulated in the UK by the Financial Conduct Authority.