

Z Accumulation EUR | Data as at 31.01.2020

Fund objectives and investment policy

The fund aims to provide capital growth and income by investing in bonds.

The fund invests at least two-thirds of its assets in bonds with an investment grade or sub-investment grade credit rating (as measured by Standard & Poor's or any equivalent grade of other credit rating agencies) issued by governments, government agencies, supra-nationals and companies worldwide in various currencies. The fund may invest up to 10% of its assets in contingent convertible bonds; and up to 30% of its assets in bonds that have a below investment grade credit rating (as measured by Standard & Poor's or any equivalent grade of other credit rating agencies for rated bonds and implied Schroders ratings for non-rated bonds). The fund may also invest up to 40% of its assets in asset-backed securities and mortgage-backed securities issued worldwide with an investment grade or sub-investment grade credit rating (as measured by Standard & Poor's or any equivalent grade of other credit rating agencies). Underlying assets may include credit card receivables, personal loans, auto loans, small business loans, leases, commercial mortgages and residential mortgages. The fund may use derivatives with the aim of achieving investment gains, reducing risk or managing the fund more efficiently. The fund may also hold cash.

Relevant risk as associated with this Fund are shown overleaf and should be carefully considered before making any investment.

Share class performance

Cumulative performance	1 month	3 months	YTD	1 year	3 years	5 years	Since inception
Share class (Net)	2.8	2.0	2.8	11.8	-	-	14.2
Benchmark	2.6	1.8	2.6	10.4	-	-	13.1
Discrete yearly performance	Jan 15 - Jan 16	Jan 16 - Jan 17	Jan 17 - Jan 18	Jan 18 - Jan 19	Jan 19 - Jan 20		
Share class (Net)	-	-	-	-	11.8		
Benchmark	-	-	-	-	10.4		
Calendar year performance	2015	2016	2017	2018	2019		
Share class (Net)	-	-	-	-	11.2		
Benchmark	-	-	-	-	8.8		

Performance over 5 years (%)



Past Performance is not a guide to future performance and may not be repeated. The value of investments and the income from them may go down as well as up and investors may not get back the amounts originally invested. Exchange rate changes may cause the value of any overseas investments to rise or fall.

Source: Morningstar, bid to bid, net income reinvested, net of fees.

Fund facts

Fund manager	Bob Jolly ; Paul Grainger
Managed fund since	30.11.2011 ; 02.06.2015
Fund management company	Schroder Investment Management (Europe) S.A.
Domicile	Luxembourg
Fund launch date	03.06.1993
Share class launch date	14.11.2018
Fund base currency	USD
Share class currency	EUR
Fund size (Million)	USD 2,211.74
Number of holdings	801
Benchmark	BBGBarc Global Aggregate TR
Unit NAV	EUR 13.5914
Dealing frequency	Daily
Distribution frequency	No Distribution

Fees & expenses

Ongoing charge	0.52%
----------------	-------

Purchase details

Minimum initial subscription	USD 100M or their near equivalent in any other freely convertible currency.
------------------------------	---

Codes

ISIN	LU1900986057
Bloomberg	SCHGBZE LX
SEDOL	BFLXZY1
Reuters	LU1900986057.LUF

Z Accumulation EUR | Data as at 31.01.2020

Risk considerations

ABS and MBS risk: Mortgage or asset-backed securities may not receive in full the amounts owed to them by underlying borrowers.

Capital risk / contingent convertible bonds: The fund may be significantly invested in contingent convertible bonds. If the financial strength of a bond's issuer (typically a bank or an insurance firm) falls in a prescribed way the bond may suffer substantial or total losses of capital.

Capital risk / negative yields: When interest rates are very low or negative, the fund's yield may be zero or negative, and you may not get back all of your investment.

Counterparty risk: The counterparty to a derivative or other contractual agreement or synthetic financial product could become unable to honour its commitments to the fund, potentially creating a partial or total loss for the fund.

Counterparty risk / money market & deposit: A failure of a deposit institution or an issuer of a money market instrument could create losses.

Credit risk: A decline in the financial health of an issuer could cause the value of its bonds to fall or become worthless.

Currency risk: The fund can be exposed to different currencies. Changes in foreign exchange rates could create losses.

Derivatives risk: A derivative may not perform as expected, and may create losses greater than the cost of the derivative.

High yield bond risk: High yield bonds (normally lower rated or unrated) generally carry greater market, credit and liquidity risk.

Interest rate risk: A rise in interest rates generally causes bond prices to fall.

Leverage risk: The fund uses derivatives for leverage, which makes it more sensitive to certain market or interest rate movements and may cause above-average volatility and risk of loss.

Liquidity risk: In difficult market conditions, the fund may not be able to sell a security for full value or at all. This could affect performance and could cause the fund to defer or suspend redemptions of its shares.

Operational risk: Failures at service providers could lead to disruptions of fund operations or losses.

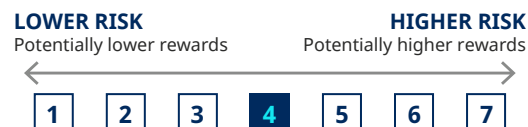
Ratings and accreditation

*



Please refer to the Important information section for the disclosure.

Synthetic risk & reward indicator (SRRI)



The risk category was calculated using simulated historical performance data and may not be a reliable indicator of the fund's future risk profile. The fund's risk category is not guaranteed to remain fixed and may change over time. A fund in the lowest category does not mean a risk-free investment. A fund is in categories 1 to 3 where it can take lower risks in search of potentially lower rewards and its price may rise and fall accordingly. A fund is in categories 4 to 7 where it can take higher risks in search of potentially higher rewards and its price may rise and fall accordingly.

Risk statistics & financial ratios

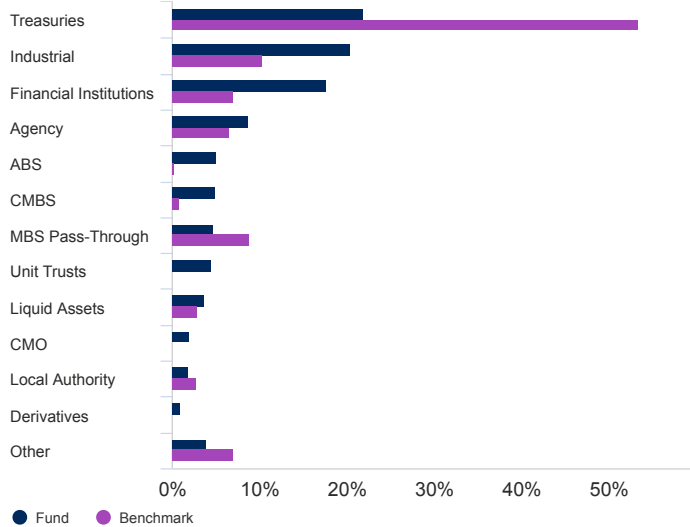
	Fund	Benchmark
Effective duration (years)	8.5	-
Current yield (%)	3.1	-

Source: Morningstar. The above ratios are based on bid to bid price based performance data.

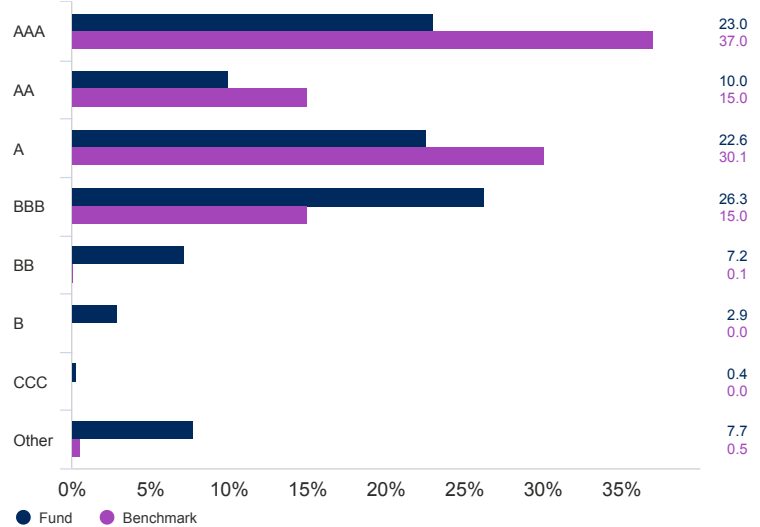
Z Accumulation EUR | Data as at 31.01.2020

Asset allocation

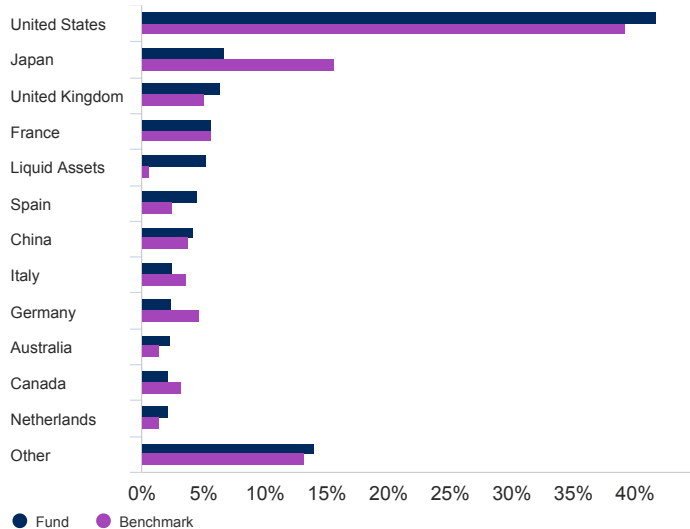
Sector (%)



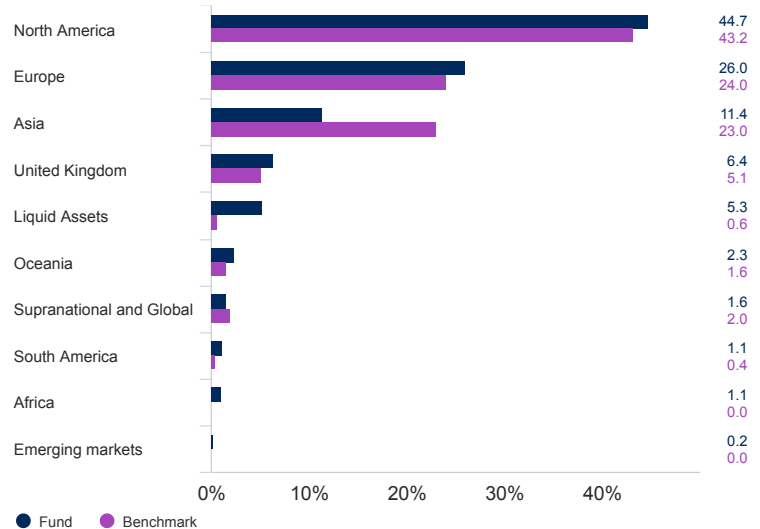
Credit quality (%)



Geographical Breakdown (%)



Region (%)



Top 10 holdings (%)

	Holding name	%
1	SCHRODER CHINA FIXED INCOME FUND RMB I ACC(CFMI)	4.2
2	JAPAN 1.1% 20/03/2033 30-YR 10	2.3
3	Japan Government Thirty Year Bond .400000 20/Sep/2049 0.4000 20/09/2049 SERIES 64	1.7
4	TREASURY 1.7500 22/01/2049 SERIES	1.4
5	JAPAN 1.9% 20/09/2042 30-YR SERIES 37	1.4
6	SWITZERLAND 4% 11/02/2023	1.3
7	FMS WERTMANAGEMENT AOER 2.7500 06/03/2023	1.3
8	SPAIN (SPGB) 1.4500 31/10/2027 144A REGS	1.3
9	SPAIN (SPGB) 1.95% 30/07/2030 REGS/144A	1.3
10	Japan Government Five Year Bond .100000 20/Sep/2024 0.1000 20/09/2024 SERIES 141	1.3

Source: Schroders. Top holdings and asset allocation are at fund level.

Z Accumulation EUR | Data as at 31.01.2020

Contact information

Schroder Investment Management (Europe) S.A.
5, rue Höhenhof
Sennigerberg
Luxembourg
L-1736
Tel: +352 341 342 202
Fax: +352 341 342 342

For your security, communications may be taped or monitored.

Important information

This document does not constitute an offer to anyone, or a solicitation by anyone, to subscribe for shares of Schroder International Selection Fund (the "Company"). Nothing in this document should be construed as advice and is therefore not a recommendation to buy or sell shares. Subscriptions for shares of the Company can only be made on the basis of its latest Key Investor Information Document and prospectus, together with the latest audited annual report (and subsequent unaudited semi-annual report, if published), copies of which can be obtained, free of charge, from Schroder Investment Management (Europe) S.A. The Company is a Luxembourg-registered UCITS recognised in the UK under Section 264 of the Financial Services and Markets Act 2000. There will be no right to cancel any agreement to purchase shares. If shares are purchased directly or through an overseas agent not authorised to carry our regulated activities in the UK, all or most of the protection provided by the UK regulatory system will not apply to investments in the Company and compensation will not be available under the UK Financial Services Compensation Scheme and the Financial Ombudsman Service. An investment in the Company entails risks, which are fully described in the prospectus. This document is issued by Schroder Investment Management (Europe) S.A., 5, rue Höhenhof, L-1736 Sennigerberg, Luxembourg. Registered No. B 37.799. Approved for issue in the UK by Schroder Investment Management Limited, 1, London Wall Place, London EC2Y 5AU. Authorised and regulated by the Financial Conduct Authority. Schroders has expressed its own views and opinions in this document and these may change. Schroders will be a data controller in respect of your personal data. For information on how Schroders might process your personal data, please view our Privacy Policy available at www.schroders.com/en/privacy-policy or on request should you not have access to this webpage. Third party data is owned or licensed by the data provider and may not be reproduced or extracted and used for any other purpose without the data provider's consent. Third party data is provided without any warranties of any kind. The data provider and issuer of the document shall have no liability in connection with the third party data. The Prospectus and/or www.schroders.com contains additional disclaimers which apply to the third party data. Distributed in the UK by Schroder Investment Management Ltd, 1 London Wall Place, London EC2Y 5AU. Registration No 1893220 England. Authorised and regulated by the Financial Conduct Authority.

* Sustainability Accreditation

Our Schroders Sustainability Accreditation aims to help investors distinguish how we consider Environmental, Social and Governance ("ESG") factors across our products.

This fund has been awarded an Integrated accreditation. ESG factors are embedded into the investment process and can be clearly evidenced. There is a strong commitment to stewardship and company engagement.