

# NIKKO AM ARK DISRUPTIVE INNOVATION FUND

## March 2024 Factsheet

### Key Facts

<b>Total Fund Size:</b>	USD 2,987,714,138
<b>Minimum Investment:</b>	USD 1,000 (Class B)
<b>Legal Structure:</b>	Sub-fund of Luxembourg SICAV qualifying as a UCITS
<b>Investment Manager:</b>	Nikko Asset Management Americas, Inc.
<b>Investment Adviser:</b>	ARK Investment Management LLC.
<b>Management Company:</b>	Nikko Asset Management Luxembourg S.A
<b>Portfolio Managers:</b>	Takeshi Noda & Catherine Dine (Nikko AM Americas)
<b>Depository:</b>	BNP Paribas, Luxembourg Branch
<b>Management Fee:</b>	Class B: 1.50 %
<b>On-Going Charges (Includes Management Fee):</b>	Class B: 1.51 %
<b>Dealing:</b>	Daily
<b>Target Return:</b>	10% to 15% gross per annum
<b>Base Currency:</b>	USD

### Investment Objective

The investment objective of the Fund is to achieve long term capital growth. The Fund will invest, under normal market conditions, primarily in global equity securities of companies that are relevant to the investment theme of disruptive innovation - defined as the introduction of a technologically enabled new product or service that potentially changes the way the world works. The Investment Manager believes that companies relevant to this theme are those that rely on or benefit from the development of new products or services, technological improvements and advancements in scientific research relating to: **Genomic Revolution Companies** - the study of genes and their functions and related techniques. **Industrial Innovation Companies** - in energy, automation and manufacturing. **Web x.0 Companies** - the increased use of shared technology, infrastructure and services. **FinTech Innovation Companies** - technologies that make financial services more efficient. The Sub-Fund is classified as article 6 and analyses sustainability risk as part of its risk management process to enhance its long-term risk adjusted return but does not promote specific environment, social or sustainability characteristics within the meaning of the SFD Regulation.

### Performance Information

Past performance is not a guide to future returns. Fund returns are presented net of investment management fees, trading commissions and administrative fees. Returns for periods in excess of one year have been annualised. The MSCI World Total Net Return Index benchmark is for comparative purposes only, unless specifically referenced in the sub fund's investment objective and policy. Portfolio launch and Class A USD inception date is 29 August 2018. Class B USD inception date is 31 January 2019.

### Net Performance Returns

		1Mth	3Mth	6Mth	1Yr	3Yr	5Yr	SI
Class B USD	<b>Fund</b>	-1.95%	-4.10%	25.63%	23.78%	-25.34%	0.66%	2.25%
	<b>Benchmark</b>	3.18%	8.85%	21.28%	25.07%	8.59%	12.07%	12.60%

### 12 Month Performance Periods

	From:	31 Mar 2023	31 Mar 2022	31 Mar 2021	31 Mar 2020	29 Mar 2019
	To:	29 Mar 2024	31 Mar 2023	31 Mar 2022	31 Mar 2021	31 Mar 2020
Class B USD	<b>Fund</b>	23.78%	-38.56%	-45.28%	169.50%	-7.83%
	<b>Benchmark</b>	25.07%	-7.02%	10.12%	54.03%	-10.39%

### Monthly Fund Commentary

Top contributors include Coinbase, Robinhood, Block, Exact Sciences and Roku. Coinbase was a contributor, benefiting from continued strength across crypto markets and Bitcoin broke through \$70,000 in March, setting a new all-time high. Robinhood benefited from a positive research report and was supported by continued strength across cryptocurrencies. In addition, Robinhood unveiled a new credit card offering competitive with other premium cards in the US. Block also benefited from continued strength across crypto markets. Exact Sciences was a significant contributor this month, announcing the launch of Riskguard hereditary cancer test in the US. Exact Sciences also published the Cologuard Plus test, demonstrating that it outperformed another commercially available test for detecting cancer or precancer. Roku also contributed and Jeff Blackburn, board member and former Senior Vice President of Global Media and Entertainment at Amazon, conducted an open market purchase of over \$500K of Roku shares, the first insider buy since the IPO. Detractors include Tesla, CRISPR Therapeutics, Recursion Pharmaceuticals, 10X Genomics and Ginkgo Bioworks. Tesla detracted amid Wall Street concerns over a slowdown in global EV adoption and on the back of several pieces of company specific news. CRISPR Therapeutics detracted on no company specific news. Recursion Pharmaceuticals detracted after reporting fourth-quarter results in February, including a decline in revenues on a year-over-year basis, which management attributed to lumpiness in milestone payments. 10X Genomics detracted despite beginning commercial shipments of Chromium GEM-X products, expanding the Xenium menu with multi-modal cell segmentation kit and immuno-oncology gene panel, and commercially launching Visium HD spatial gene expression assay. Ginkgo Bioworks detracted despite benefitting from multiple strategic partnerships formed during this period. They are collaborating with Imagindairy to develop and produce animal-free non-whey dairy proteins. Additionally, Ginkgo Bioworks formed a partnership with AQUA Cultured Foods to optimise alternative seafood production. And they were awarded DARPA funding to produce proteins for controlling ice in extreme cold weather environments.

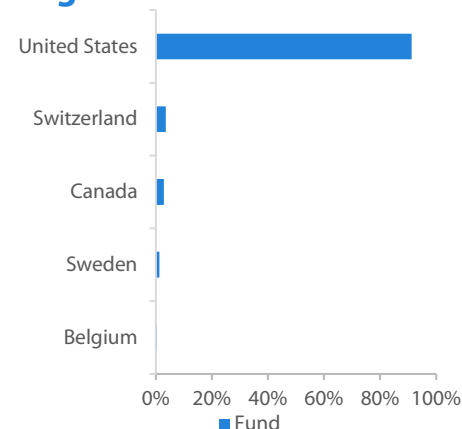
## Fund Holdings

Top 10 Holdings	Weight
Tesla Motors, Inc.	8.49%
Coinbase Global Inc	8.48%
Block, Inc	6.82%
Roku Inc	6.54%
Zoom Video Communications Inc	4.55%
Robinhood Markets Inc	4.49%
Roblox Corp	3.97%
Draftkings Inc	3.81%
Crispr Therapeutics Ag	3.58%
Palantir Technologies Inc	3.52%
Market Cap	Weight
Mega cap: >USD 50b	35.74%
Large cap: USD 10b to USD 50b	33.42%
Mid cap USD: 2b to USD 10b	22.88%
Small cap: <USD 2b	7.24%
Currency	Weight*
US Dollar	99.95%

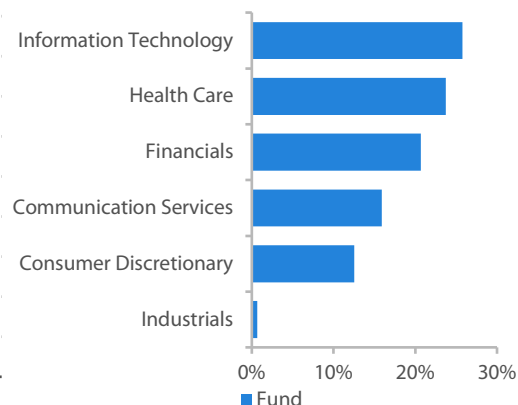
## Portfolio

Fund Composition*	Weight
Digital Media	14.18%
Cloud Computing	11.84%
Blockchain & P2P	9.69%
Big Data & Machine Learning	9.16%
E-Commerce	8.43%
Mobile	6.64%
Gene Therapy	6.32%
Instrumentation	5.26%
Internet of Things	4.85%
Social Platforms	4.27%
Beyond DNA	3.75%
Next Generation Oncology	3.08%
Energy Storage	2.82%
Targeted Therapeutics	2.55%
Robotics	1.80%
Bioinformatics	1.57%
Molecular Diagnostics	1.56%
Autonomous Vehicles	1.01%
Development of Infrastructure	0.87%
3D Printing	0.31%

## Regional Allocation



## Sector Allocation



\*Amounts of less than 0.1% are not displayed

\*Fund composition is based on model portfolio weights and not the actual portfolio weights

Note: The MSCI World Total Net Return Index is used purely as a reference benchmark. Only positive portfolio value information is displayed.

## Fund Information

	Launch Date	Nav Per Share	ISIN Code	Bloomberg Ticker	Valoren Number
Class B USD	31 January 2019	11.21	LU1861558580	NIKADBU LX	45934920

## Business Development / Further Information

### Clive Paine

United Kingdom & Ireland  
Phone: +44 (0) 20 3702 1043  
Email: Clive.Paine@nikkoam.com

### Michael Steiner

Germany, Austria & Switzerland  
Phone: +49 (0) 69 505047 301  
Email: Michael.Steiner@nikkoam.com

### Tim Lord

Middle East & Africa  
Phone: +44 (0) 203 702 1071  
Email: Tim.Lord@nikkoam.com

### Marleen Barents-Jager

Benelux & Nordics  
Phone: +49 (0) 69 505047 301  
Email: Marleen.Barents-jager@nikkoam.com

### Francesca Brindisi

Italy & Spain  
Phone: +44 (0)7872 161 751  
Email: Francesca.Brindisi@nikkoam.com

### Nikko Asset Management Europe Ltd

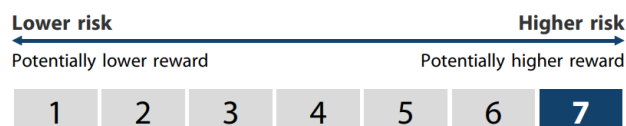
Level 5, City Tower, 40 Basinghall Street, London, EC2V 5DE  
United Kingdom  
Phone: +44 (0)20 7796 9866  
Email: EMEAenquiries@nikkoam.com

### Nikko Asset Management Luxembourg S.A. (German Branch)

Frankfurt Spaces Tower One , Brüsseler Str. 1-3, 60327, Frankfurt am Main, Deutschland  
Phone: +49 (0) 69 505047 301  
Email: EMEAenquiries@nikkoam.com

Information sources include Bloomberg, MSCI, Brown Brothers Harriman (Luxembourg) S.C.A., SMBC Nikko Bank (Luxembourg) S.A., BNP Paribas, Luxembourg Branch, Nikko Asset Management Americas, ARK Investment Management LLC. and Nikko Asset Management Co., Ltd. All information as of 29 March 2024. The copyright and intellectual rights to the index displayed above are the sole property of the index provider. Authorised and regulated by the Financial Conduct Authority number 122084 and the Commission de Surveillance du Secteur Financier (CSSF) number S00000717.

## RISK AND REWARD PROFILE



**Financial Technology Risk** - FinTech Innovation Companies may not be able to capitalise on their disruptive technologies if they face, amongst other things, political and/or legal attacks from competitors, industry groups or local and national governments. A FinTech Innovation Company may not currently derive any revenue, and there is no assurance that a FinTech Innovation Company will derive any revenue from innovative technologies in the future.

**Future Expected Genomic Business Risk** - is the risk that Genomics Revolution Companies that do not currently derive a substantial portion of their current revenues from genomic-focused businesses and there is no assurance that any company will do so in the future, may adversely affect the ability of the Sub-Fund to achieve its investment objective.

**Industrials Sector Risk** - The industrials sector includes companies engaged in the aerospace and defence industry, electrical engineering, machinery, and professional services. Companies in the industrials sector may be adversely affected by changes in government regulation, world events and economic conditions. In addition, companies in the industrials sector may be adversely affected by environmental damages, product liability claims and exchange rates.

**Web x.0 Companies Risk** - This business is rapidly evolving and intensely competitive, and is subject to changing technologies, shifting user needs, and frequent introductions of new products and services. The research and development of new, technologically advanced products is a complex and uncertain process requiring high levels of innovation and investment, as well as the accurate anticipation of technology, market trends and consumer needs. Concerns regarding a company's products, services or processes that may compromise the privacy of users or other privacy related matters, even if unfounded, could damage a company's reputation and adversely affect operating results.

**Credit risk** - is the possibility that a bond issuer will fail to pay interest and principal in a timely manner.

**Counterparty risk** - the possibility that the counterparty, such as brokers, clearing houses and other agents be unable to perform its obligations due to insolvency, bankruptcy or other causes.

**Liquidity risk** - investments that could have a lower level of liquidity due to (extreme) market conditions or issuer-specific factors and / or large redemptions of shareholders. Liquidity risk is the risk that a position in the portfolio cannot be sold, liquidated or closed at limited cost in an adequately short time frame as required to meet liabilities of the Sub-Fund.

**Sustainability Risk** - The risk arising from any environmental, social or governance events or conditions that, were they to occur, could cause material negative impact on the value of the investment. Specific sustainability risk can vary for each product and asset class, and include but are not limited to: Transition Risk, Physical Risk, Social Risk and Governance Risk.

## Important Information

Nikko AM Global Umbrella Fund is an open-ended investment company established in Luxembourg (the "Fund"). This information has been issued by Nikko Asset Management Luxembourg S.A. and is not aimed at or intended to be read by investors in any country in which the Fund is not authorised.

The Fund is registered in multiple jurisdictions and some sub-funds and/or share classes may not be available in all jurisdictions. Please contact Nikko Asset Management Europe Ltd for further information. This material is for information only and is not a recommendation to sell or purchase any investment.

**Any investment in the Fund may only be made on the basis of the current Prospectus and the Key Investor Information Document (KIID), as well as the latest annual or interim reports.** Please refer to the "Risk Factors" for all risks applicable in investing in this Fund. These documents are available from our website [emea.nikkoam.com](http://emea.nikkoam.com) or can be obtained free of charge from the Funds registered office in Luxembourg: Private Business Center 32 – 36, boulevard d'Avranches, L-1160 Luxembourg, Luxembourg. Swiss representative, Swiss paying agent and place of jurisdiction in Switzerland: BNP Paribas, Paris, Zurich Branch, Selnaustrasse 16, 8002 Zurich. Telephone: +41 582 126374

Past performance is not a guide to future performance. Market and currency movements may cause the capital value of shares and income from them to fall as well as rise and you may get back less than you invested.

**MSCI:** The MSCI information may only be used for your internal use, may not be reproduced or disseminated in any form and may not be used as a basis for or a component of any financial instruments or products or indices. None of the MSCI information is intended to constitute investment advice or a recommendation to make (or refrain from making) any kind of investment decision and may not be relied on as such. Historical data and analysis should not be taken as an indication or guarantee of any future performance analysis, forecast or prediction. The MSCI information is provided on an "as is" basis and the user of this information assumes the entire risk of any use made of this information. MSCI, each of its affiliates and each other person involved in or related to compiling, computing or creating any MSCI information (collectively, the "MSCI Parties") expressly disclaims all warranties (including, without limitation, any warranties of originality, accuracy, completeness, timeliness, non-infringement, merchantability and fitness for a particular purpose) with respect to this information. Without limiting any of the foregoing, in no event shall any MSCI Party have any liability for any direct, indirect, special, incidental, punitive, consequential (including, without limitation, lost profits) or any other damages. ([www.msci.com](http://www.msci.com)).