

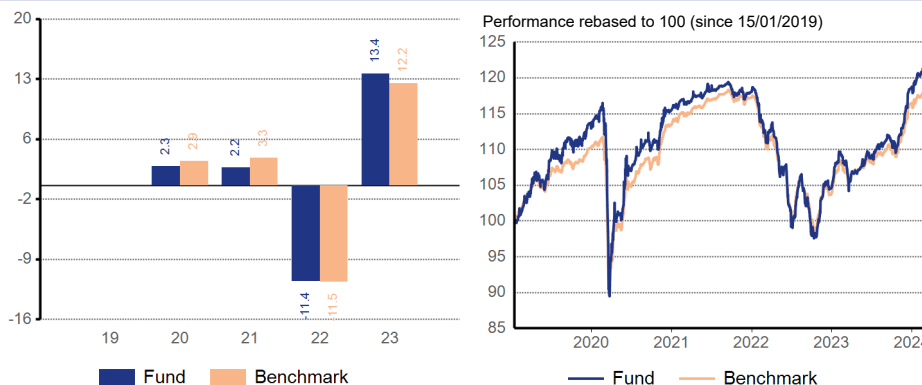
Nordea 1 - European High Yield Stars Bond Fund (BC-EUR)

Any investment decision in the sub-funds should be made on the basis of the current prospectus and the Key Information Document (KID). Advertising Material

Investment strategy

The fund aims to outperform the broader European high yield market on a gross of fees basis, investing in companies living up to Nordea's ESG standards. The STARS process, based on the collaboration between the Investment Team and the Responsible Investment Team, is designed to integrate the ESG analysis in the bottom-up credit selection process. Actively managed. Benchmark used for performance comparison only. Risk characteristics of the fund's portfolio may bear some resemblance to those of the benchmark.

Discrete year performance / Historical performance



Cumulative / Annualised performance (in %)

Performance	Fund		Benchmark	
	Cumulative	Annualised	Cumulative	Annualised
Year To Date	2.19		1.71	
1 month	0.19		0.40	
3 months	2.19		1.71	
1 year	13.79	13.79	11.10	11.10
3 years	3.79	1.25	2.76	0.91
5 years	16.51	3.10	13.67	2.60
Since Launch	21.18	3.77	18.43	3.31

Monthly performance (in %)

Year	Jan	Feb	Mar	Apr	May	Jun	Jul	Aug	Sep	Oct	Nov	Dec	Total
2024	1.70	0.29	0.19										2.19
2023	3.46	-0.08	-1.50	0.41	1.12	0.72	1.52	0.43	0.17	-0.31	3.44	3.38	13.39
2022	-1.58	-3.10	0.38	-3.08	-1.77	-7.82	5.08	-0.89	-5.05	1.65	5.19	-0.28	-11.41
2021	0.24	0.41	0.39	0.63	0.15	0.48	0.28	0.34	-0.33	-0.68	-0.64	0.89	2.16
2020	1.34	-2.02	-14.98	6.27	3.09	2.50	1.95	1.51	-0.63	-0.07	4.21	0.79	2.32

Performances are in EUR

The performance represented is historical; past performance is not a reliable indicator of future results and investors may not recover the full amount invested. The value of your investment can go up and down, and you could lose some or all of your invested money.

Key figures

	Fund	Benchmark
Volatility in % *	8.47	7.36
Correlation *	0.99	
Information ratio *	0.21	
Tracking error in % *	1.59	
Alpha in % *	0.41	
Beta *	1.14	

* Annualized 3 year data

Risk Profile



★★★★

Morningstar overall rating

EAA OE EUR High Yield Bond

SFDR classification*: Article 8

The fund has environmental and/or social characteristics but does not have sustainable investment as its objective.

*Product categorised based on the Sustainable Finance Disclosure Regulation (SFDR)

Fund details

Manager	Nordea Credit Team
AUM (Million EUR)	761.92
N° of holdings	128
Launch date	15/01/2019
Structure	SICAV
Fund Domicile	Luxembourg
Benchmark*	ICE BofA European Ccy High Yield Constrained Index - TR 100% Hdg EUR

*Source: Datastream

Share class details

Last NAV	121.18
Minimum investment	0 EUR
Distribution policy	Accumulating
AUM (Million EUR)	0.36
Share class code	BC-EUR
Launch date	15/01/2019
ISIN	LU1927799798
Sedol	BJCY0D5
WKN	A2PBWN
Bloomberg ticker	NOEUBCE LX
Swing factor / threshold	Yes / Yes
Annual management fee	0.60%
Ongoing charges (2023)	0.89%

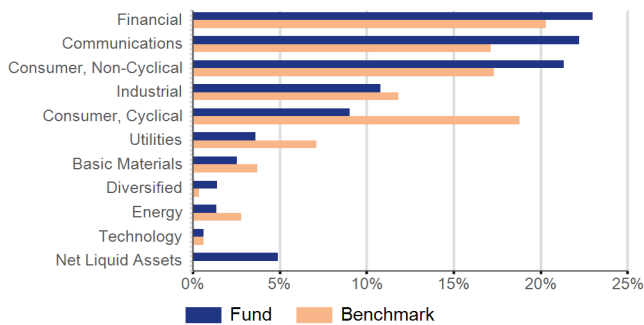
The fund may incur other fees and expenses, please refer to the Prospectus and KID.

Top 15 holdings

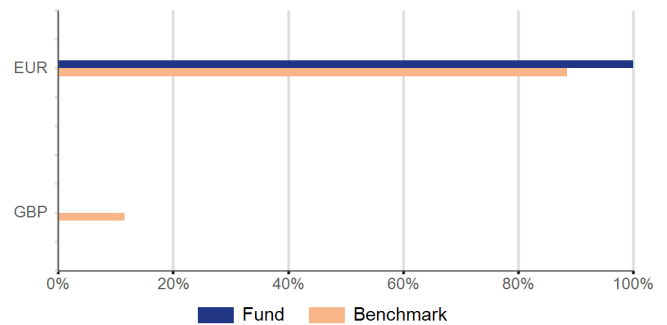
Security Name	Weight (in %)	Sector	Country	Instrument Type	Rating
Cellnex Finance Co SA 0.75% 15-11-2026	2.44	Industrial	Spain	Bond	BBB
Teva Pharmaceutical Finance 4.375% 09-05-2030	2.42	Consumer, Non-Cyclical	Israel	Bond	BB
Cellnex Finance Co SA 1.25% 15-01-2029	2.08	Industrial	Spain	Bond	BBB
Electricite de France 3.375% MULTI Perp FC2030	2.05	Utilities	France	Bond	B
Telefonica Europe BV 2.376% MULTI Perp FC2029	1.91	Communications	Spain	Bond	BB
Iliad Holding SASU 5.625% 15-10-2028	1.85	Communications	France	Bond	B
Athora Netherlands NV 2.250% MULTI 15-07-2031	1.76	Financial	Netherlands	Bond	BBB
Bellis Acquisition Co PLC 3.25% 16-02-2026	1.69	Consumer, Non-Cyclical	United Kingdom	Bond	B
Banco de Credito Social 5.250% MULTI 27-11-2031	1.66	Financial	Spain	Bond	B
Electricite de France 2.625% MULTI Perp FC2027	1.57	Utilities	France	Bond	B
Verisure Holding AB 3.25% 15-02-2027	1.51	Consumer, Non-Cyclical	Sweden	Bond	B
Banca Monte dei Paschi 5.375% MULTI 18-01-2028	1.48	Financial	Italy	Bond	B
Grifols SA 3.875% 15-10-2028	1.47	Consumer, Non-Cyclical	Spain	Bond	CCC
Q-Park Holding I BV 2% 01-03-2027	1.40	Consumer, Non-Cyclical	Netherlands	Bond	B
Telenet Finance Luxembourg N 5.5% 01-03-2028	1.40	Communications	Belgium	Bond	B

Reference to companies or other investments mentioned should not be construed as a recommendation to the investor to buy or sell the same but is included for the purpose of illustration.

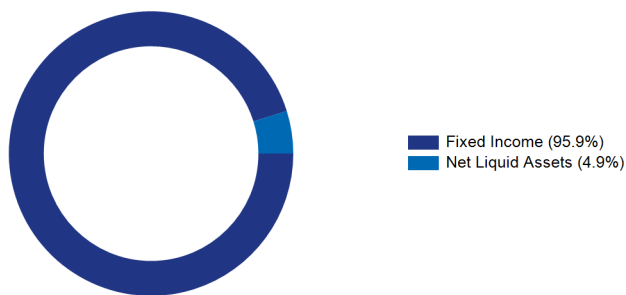
Sector breakdown (in %)



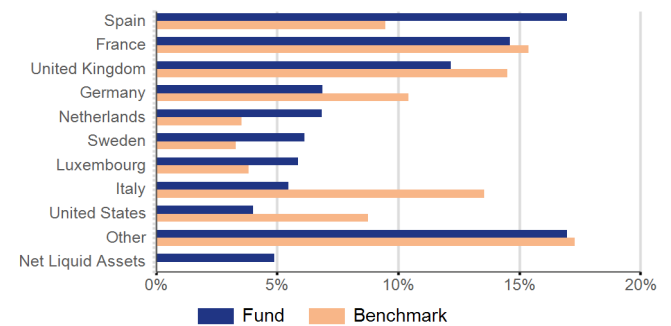
Currency exposure (post-hedge) (in %)



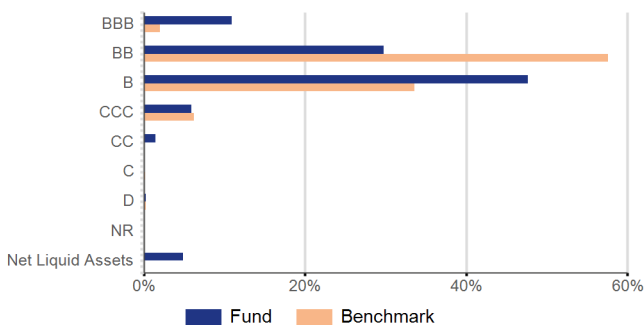
Asset allocation



Country breakdown (in %)



Rating breakdown (in %)



Bond characteristics

Effective Duration	3.81
Spread Duration	3.43
Effective Yield in %	5.98
Average Coupon in %	4.76
Average Rating	B+
Running Yield in %	4.85
Year To Maturity	33.73
Modified Duration To Worst	3.95
Year To First Call	2.28

Risk data

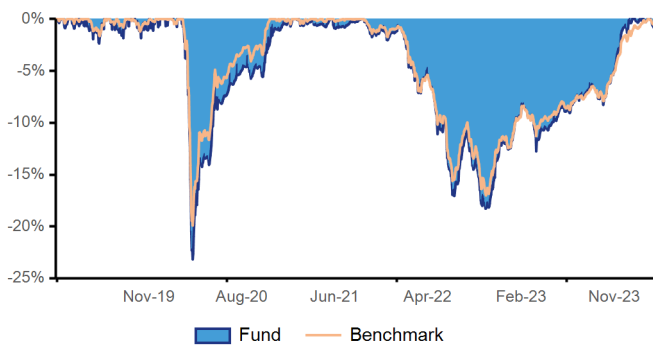
Commitment	28.33
------------	-------

A figure of zero is indicative of an economic exposure equal to 100%

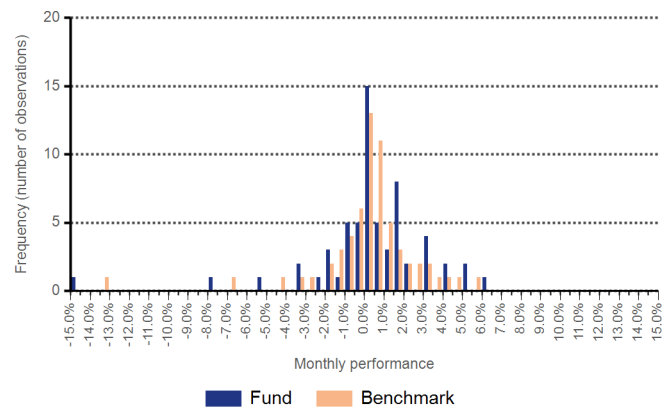
Drawdown

Fund maximum drawdown since inception: **-23.17%**

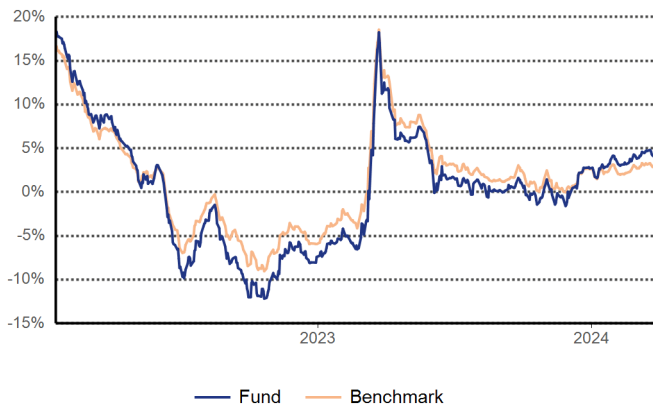
Benchmark maximum drawdown: **-19.91%**



Return distribution (Since inception)



3 years rolling performances



Source (unless otherwise stated): Nordea Investment Funds S.A. Period under consideration (unless otherwise stated): 29/02/2024 - 28/03/2024. Performance calculated NAV to NAV (net of fees and Luxembourg taxes) in the currency of the respective share class, gross income and dividends reinvested, excluding initial and exit charges as per 28/03/2024. Initial and exit charges could affect the value of the performance. **The performance represented is historical; past performance is not a reliable indicator of future results and investors may not recover the full amount invested. The value of your investment can go up and down, and you could lose some or all of your invested money.** If the currency of the respective share class differs from the currency of the country where the investor resides the represented performance might vary due to currency fluctuations.

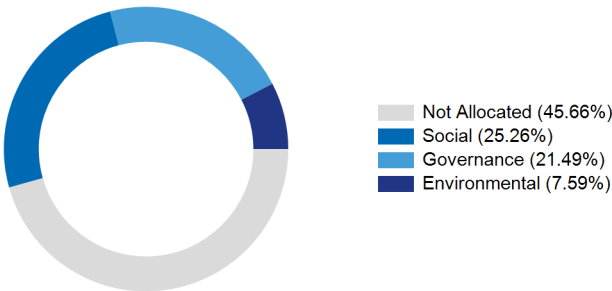
Environmental and Social features

- ✓ Enhanced exclusion filters and other limits
- ✓ ESG STARS strategy
- ✓ Minimum proportion of sustainable investments
- ✓ Paris Aligned Fossil Fuel Policy (PAFF)

ESG Investment Strategy Summary

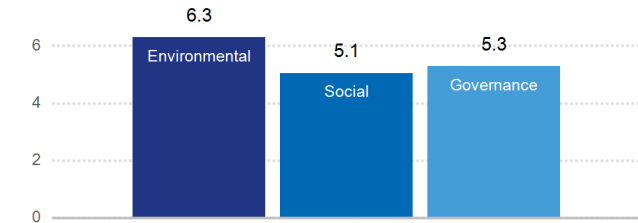
The fund is managed according to the Stars investment strategy which includes a commitment to analyse and select investments that epitomise the ESG characteristics of the fund. The analysis is performed via an enhanced due diligence on material ESG issues that are relevant to the investee company. Furthermore, each company's business model alignment with relevant UN SDGs is taken into consideration as well as the company's approach to managing ESG risks. Depending on the outcome of the analysis, the company will be assigned an ESG score from C to A. Stars eligible investments must have an ESG score in the A or B range.

Portfolio exposure by ESG pillar



Source: All data is from MSCI ESG Fund Ratings as of 28/03/2024, based on holdings as of 29/02/2024.

ESG Scores per pillar



Source: All data is from MSCI ESG Fund Ratings as of 28/03/2024, based on holdings as of 29/02/2024. The overall portfolio rating is calculated on an industry relative basis while the underlying individual E, S and G ratings are absolute. Hence, the overall rating cannot be seen as an average of the individual E, S and G ratings. Rated on a scale of 0 to 10, where 0 is very poor and 10 is very good.

ESG labels



The fund is recognized by **LuxFLAG ESG Label**. LuxFLAG is an international and independent non-profit association and labelling agency. The fund has received recognition from the Belgian Central Labelling Agency in the form of **Towards Sustainability** label. The label aims to instill trust and reassure potential investors that the financial product is managed with sustainability in mind and is not exposed to very unsustainable practices, without requiring of investors to do a detailed analysis themselves.

ESG rating

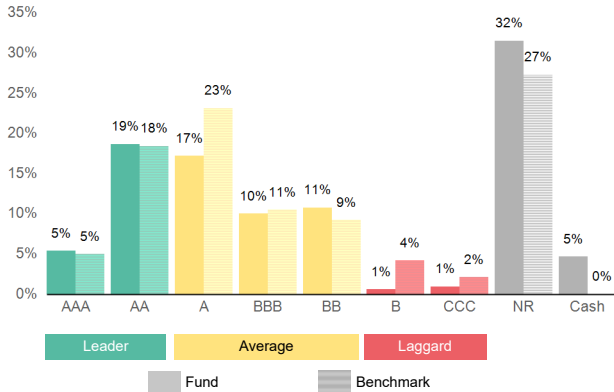
Coverage Rate Fund: 66% Benchmark: 73%



Benchmark: ICE BofA European Ccy High Yield Constrained Index - TR 100% Hdg EUR

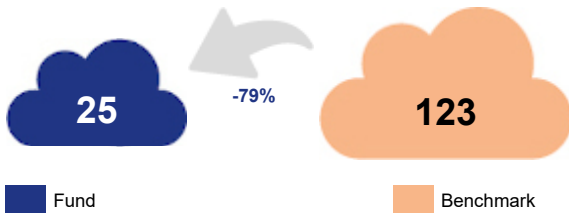
The ESG Rating assesses the resilience of a fund's aggregate holdings to long term ESG risks. Highly rated funds consist of issuers with leading or improving management of key ESG risks. ©2024 MSCI ESG Research LLC. Reproduced by permission.

ESG Rating Breakdown



Source: © 2024 MSCI ESG Research LLC. Reproduced by permission.

Weighted average carbon intensity



(In Tons of CO2 equivalent per dollar millions of sales). Source: Data sourced from MSCI Inc. for equities and ISS Ethix for fixed income. For sovereigns (countries) turnovers is replaced by GDP. Weighted Average Carbon Intensity, is calculated as the sum of each portfolio weight multiplied by the Co2e per \$M of Revenue of each holding. This metric provides a snapshot of the fund's exposure to carbon-intensive companies and includes scope 1 and scope 2 carbon emissions. For carbon data, the coverage of underlying securities must be over 50% for data to be shown.

ESG legend

Scope 1 refers to direct GHG emissions, Scope 2 refers to indirect GHG emissions from the consumption of purchased electricity and Scope 3 refers to other indirect emissions that occur from sources not owned or controlled by the company.

The metrics are used for illustrative purposes only and solely rely on MSCI ESG Research views © 2024 MSCI ESG Research LLC. Reproduced by permission. Although Nordea Investment Management AB's information providers, including without limitation, MSCI ESG Research LLC and its affiliates (the "ESG Parties"), obtain information from sources they consider reliable, none of the ESG Parties warrants or guarantees the originality, accuracy and/or completeness of any data herein. None of the ESG Parties makes any express or implied warranties of any kind, and the ESG Parties hereby expressly disclaim all warranties of merchantability and fitness for a particular purpose, with respect to any data herein. None of the ESG Parties shall have any liability for any errors or omissions in connection with any data herein. Further, without limiting any of the foregoing, in no event shall any of the ESG Parties have any liability for any direct, indirect, special, punitive, consequential or any other damages (including lost profits) even if notified of the possibility of such damages.

For more information on sustainability-related aspects of the fund, please visit nordea.lu/SustainabilityRelatedDisclosures.

The fund uses a benchmark which is not aligned with the environmental and social characteristics of the fund.

Risk & Reward Profile (RRP)

The risk indicator assumes you keep the product for 5 years. The summary risk indicator is a guide to the level of risk of this product compared to other products. It shows how likely it is that the product will lose money because of movements in the markets or because we are not able to pay you. We have classified this Fund as 3 out of 7, which is a medium-low risk class. This rates the potential losses from future performance at a medium-low level, and poor market conditions are unlikely to impact the Fund's capacity to pay you. Be aware of currency risk. In some circumstances you will receive payments in a different currency, so the final return you will get depend on the exchange rate between the two currencies. This risk is not considered in the indicator shown above. For more information on risks the fund is exposed to, please refer to the section "Risk Descriptions" of the prospectus. Other risks materially relevant to the PRIIP not included in the summary risk indicator:

Convertible securities risk: Because convertible securities are structured as bonds that typically can, or must, be repaid with a predetermined quantity of equity shares, rather than cash, they carry both equity risk and the credit and default risks typical of bonds.

Credit risk: A bond or money market security, whether from a public or private issuer, could lose value if the issuer's financial health deteriorates.

Derivatives risk: Small movements in the value of an underlying asset can create large changes in the value of a derivative, making derivatives highly volatile in general, and exposing the fund to potential losses significantly greater than the cost of the derivative.

Hedging risk: Any attempts to reduce or eliminate certain risks may not work as intended, and to the extent that they do work, they will generally eliminate potentials for gain along with risks of loss.

Prepayment and extension risk: Any unexpected behaviour in interest rates could hurt the performance of callable debt securities (securities whose issuers have the right to pay off the security's principal before the maturity date).

This product does not include any protection from future market performance so you could lose some or all of your investment.

Morningstar

© 2024 Morningstar, Inc. All Rights Reserved as of 28/03/2024. The Morningstar Rating is an assessment of a fund's past performance — based on both return and risk — which shows how similar investments compare with their competitors. A high rating alone is insufficient basis for an investment decision. **Past performance is no guarantee of future results.**

Glossary / Definition of Terms

Absolute contribution

Total contribution of a security or fund achieved over a specific period, it is not measured relative to a benchmark.

Alpha

The risk-adjusted excess return relative to the benchmark, resulting from portfolio active management. It reflects the portion of the excess return that is not explained by systemic risk.

Average Coupon

Defined as the average interest payment of portfolio's fixed income positions relative to their principal value.

Average Rating

The average credit rating of all fixed income securities in the portfolio.

Beta

A measurement of the volatility of returns relative to the overall market beta equal to one. A security with beta higher (lower) than one has greater (lower) risk relative to the broad market.

Commitment

Represented by the sum of notional, or the sum of the commitments of individual derivatives after netting and hedging.

Correlation

The degree to which two variables move together. The metric assumes values between -1 and 1. A positive (negative) correlation means that variables move in the same (opposite) direction(s). If there is no relationship between each other, the correlation will be close to zero.

Effective Duration

The relative sensitivity to an absolute change in the interest rates. More specifically, it gives the percentage change in instrument value if all interest rates are increased by an absolute of 1%.

Effective Yield

The weighted average of yields of the fund's investments, taking derivatives and dividend yield on equity securities into account. Each instrument's yield is calculated in its currency denomination. It is not a return expectation, but a snapshot of the rate of return of the fund's investments at current prices, yields and FX levels.

Fund VaR

The probability-based estimate of the minimum loss over a period of time (horizon), given a certain confidence level, presented as percentage of the assets under management of the fund.

Information ratio

A measure of risk-adjusted return that is defined as the excess annual return of the portfolio over its benchmark (active return) relative to the variability of that excess return (tracking error). It is used to assess the added value of the active management.

Maximum Drawdown

The largest loss measured from peak to trough until a new peak is attained. Note it only measures the size of the largest loss, without taking into consideration the frequency of large losses.

Modified Duration To Worst

A measure of sensitivity of price to changes in the value of a bond in response to a change in interest rates, taking into account all call features.

NAV

Net Asset Value, the total value of a fund's assets less its liabilities.

Ongoing charges

It is an estimate of the charges that excludes performance related fees and transaction costs including third party brokerage fees and bank charges on securities transactions.

Physical instruments

An item of economic, commercial or exchange value that has a material existence.

Running Yield

Annualised rate of return calculated as the annual income (coupons) of an investment divided by its current market value.

Spread Duration

A measure of the sensitivity of the security price to changes in its credit spread. Credit spread is defined as the difference between the security yield and risk free benchmark yield.

Tracking error

The volatility of the difference between the returns of an investment and its benchmark. The lower the number, the closer the fund's historic performance has followed the benchmark performance.

Volatility

A statistical measure of the fluctuations of a security's price. It can also be used to describe fluctuations in a particular market. High volatility is an indication of higher risk.

Year To First Call

The number of years until the next call date, in bond with embedded options.

Year To Maturity

Amount of time, in years, until a bond reaches maturity and repays its principal.

Nordea Asset Management is the functional name of the asset management business conducted by the legal entities Nordea Investment Funds S.A. and Nordea Investment Management AB and their branches and subsidiaries. The funds mentioned are part of Nordea 1, SICAV, an open-ended Luxembourg-based investment company. The prospectus, the Key Information Document (KID) and the Key Investor Information Document (KIID) for UK investors, and the annual and semi-annual reports are available electronically or in hard copy in English and in the local language of the market where the mentioned SICAV is authorised for distribution, without charge upon request from the management company Nordea Investment Funds S.A., 562, rue de Neudorf, P.O. Box 782, L-2017 Luxembourg, from the local representatives or information agents, or from our distributors as well as on www.nordea.lu. This material is intended to provide the reader with information on Nordea Asset Management specific capabilities, general market activity or industry trends and is not intended to be relied upon as a forecast or research. This material, or any views or opinions expressed herein, does not amount to an investment advice nor does it constitute a recommendation to buy, sell or invest in any financial product, investment structure or instrument, to enter into or unwind any transaction or to participate in any particular trading strategy. Unless otherwise stated, all views expressed are those Nordea Asset Management. Views and opinions reflect the current economic market conditions, and are subject to change. While the information herein is considered to be correct, no representation or warranty can be given on the ultimate accuracy or completeness of such information. Prospective investors or counterparties should discuss with their professional tax, legal, accounting and other adviser(s) with regards to the potential effect of any investment that they may enter into, including the possible risks and benefits of such investment, and independently evaluate the tax implications, suitability and appropriateness of such potential investments. Please note that all funds and share classes might not be available in your country of jurisdiction. All investments involve risks; losses may be made. For details on risks associated with these funds, please refer to the prospectus and the relevant KID or KIID. The investments promoted concern the acquisition of units or shares in a fund, not in any given underlying asset such as shares of a company, as these are only the underlying assets owned by the fund. Published by Nordea Investment Funds S.A. Nordea Investment Management AB and Nordea Investment Funds S.A. are licensed and supervised by the Financial Supervisory Authority in Sweden and Luxembourg respectively. A summary of investor rights is available in English through the following link: https://www.nordea.lu/documents/summary-of-investors-rights/SOIR_eng_INT.pdf/. Nordea Investment Funds S.A. may decide to terminate the arrangements made for the marketing of its funds in any respective EU-country of distribution in accordance with Article 93a of Directive 2009/65/EC. This material may not be reproduced or circulated without prior permission. © Nordea Asset Management. The Nordea 1, SICAV is registered in **Norway, Finland, Latvia, Lithuania, Estonia** and the below listed countries. **In Austria:** The Facility Agent is Erste Bank der österreichischen Sparkassen AG, Am Belvedere 1, 1100 Vienna, Austria. **In Belgium:** Financial Service Agent responsibilities have been assumed by Nordea Investment Funds S.A. **In Denmark:** The Representative Agent is Nordea Danmark, Filial af Nordea Bank Abp, Finland, Grønlandsvej 10, Postbox 850 0900 Copenhagen C, Denmark. **In France:** With the authorisation of the AMF the shares of the-funds of Nordea 1, SICAV may be distributed in France. Centralising Correspondent in France is CACEIS Bank, located at 89-91 rue Gabriel Peri, 92120 Montrouge, France. **In Germany:** Investments in equity and debt instruments issued by banks could bear the risk of being subject to the bail-in mechanism (meaning that equity and debt instruments could be written down in order to ensure that most unsecured creditors of an institution bear appropriate losses) as foreseen in EU Directive 2014/59/EU. **In Italy:** The updated list of distribution Agents in Italy, grouped by homogenous category, is available from the distributors themselves or from the Paying Agents: State Street Bank International GmbH - Succursale Italia, Allfunds Bank S.A.U. - Succursale di Milano, Société Générale Securities Services S.p.A., Banca Sella Holding S.p.A. Banca Monte dei Paschi di Siena S.p.A. CACEIS Bank S.A., Italian Branch and on the website www.nordea.it. **In Ireland:** The Facilities Agent is Maples Fund Services (Ireland) Limited, 32 Molesworth Street, D02 Y512 Dublin 2, Ireland. **In the Netherlands:** The Nordea 1, SICAV is registered in the Netherlands in the register kept by the AFM, and as such is allowed to offer its shares in the Netherlands. The AFM register can be consulted via www.afm.nl/register. **In Portugal:** The Paying Agent in Portugal is BEST - Banco Electrónico de Serviço Total, S.A., duly incorporated under the laws of Portugal and registered with the CMVM as a financial intermediary. **In Spain:** The Nordea 1, SICAV is duly registered in the CNMV official registry of foreign collective investment institutions (entry no. 340) as authorised to be marketed to the public in Spain. Any investment must be made through the authorised distributors and on the basis of the information contained in the mandatory documentation that must be received from the SICAV's authorised distributor prior to any subscription. The Representative Agent is Allfunds Bank S.A.U., C/ de los Padres Dominicos, 7, 28050, Madrid, Spain. A complete list of the authorised distributors is available in the CNMV's webpage (www.cnmv.es). **In Sweden:** The Paying Agent is Nordea Bank Abp, Swedish Branch, Smålandsgatan 17, 105 71 Stockholm, Sweden. **In Switzerland:** For qualified investors only, as defined by Article 10 of the Federal Act on Collective Investment Schemes (CISA). The Representative and Paying Agent is BNP Paribas, Paris, Zurich branch, Selnaustrasse 16, 8002 Zurich, Switzerland. Published by Nordea Asset Management Schweiz GmbH, which is registered under the number CHE-218.498.072 and authorised in Switzerland by FINMA. **In Brazil:** For qualified and professional investors only, as defined by applicable CVM regulation. Neither Nordea Investment Funds S.A. nor Nordea 1, SICAV have been, and will not be, registered with the Brazilian Securities Commission (Comissão de Valores Mobiliários - CVM). The Nordea 1, SICAV must not be offered or sold in Brazil except in circumstances which do not constitute a public offering or distribution under Brazilian laws and regulations. Documents relating to the offering of the Nordea 1, SICAV, as well as information contained therein, must not be supplied to the general public in Brazil, as the offering of the Nordea 1, SICAV is not a public offering of securities in Brazil, nor used in connection with any offer for subscription or sale of the Nordea 1, SICAV to the general public in Brazil. Investors within Brazil should consult with their own counsel as to the applicability of these laws and regulations or any exemption there from. **In Chile:** For qualified investors only, as defined in the CMF General Rule no. 216, Section II nr. 1-8. Some of the share classes within the Nordea 1, SICAV have been registered in the Registry of Foreign Securities of the Commission for the Financial Market, with Certificate No. 697 of that entity. Chile NAM SpA, Av. Vitacura 2670, Piso 15, Las Condes, Santiago Chile, Chile. The above mentioned offering documents and the list of shares registered are available upon request to Nordea Investment Funds S.A. or from our service agent Larrain Vial Activos S.A. Administradora General de Fondos, El Bosque Norte Av. 0177, 3rd floor, Santiago, Chile. For non-registered shares: (i) the offer is made pursuant to the CMF Rule 336; (ii) the offer deals with securities that are not registered in the Securities Registry (Registro de Valores) or in the Foreign Securities Registry (Registro de Valores Extranjeros) kept by the CMF, which are, therefore, not subject to the supervision of the CMF; (iii) given that the securities are not registered, there is no obligation for the issuer to disclose in Chile public information about said securities; and (iv) the securities may not be publicly offered as long as they are not registered in the corresponding Securities Registry. It conforms to the General Ruling no. 336, as amended, issued by the Comisión para el Mercado Financiero de Chile (the "CMF") on June 27th, 2012 ("Safe Harbour Regulation" or "SHR"). Some of the share classes mentioned within this material are not registered in the Registry of Securities or in the Registry of Foreign Securities of the CMF, i.e. these funds are not subject to the oversight of the CMF. As long as the funds mentioned within this material are not registered with the corresponding Registry of Securities in Chile, this material shall not constitute a public offering. Nordea Investment Funds S.A. is not obligated to provide public information in Chile regarding the funds mentioned within this material since they are not registered with the CMF. **In Peru:** For institutional investors only. The Nordea 1, SICAV have not and will not be registered in the Public Registry of the Capital Market (Registro Público del Mercado de Valores) regulated by the Superintendency of the Capital Market (Superintendencia del Mercado de Valores - "SMV"). Therefore, neither this material, nor any other material related to the program has been submitted to or reviewed by the SMV. The securities will be placed through a private offer aimed exclusively at institutional investors. Persons and/or entities that do not qualify as institutional investors should refrain from participating in the private offering of the securities. Nordea Investment Funds S.A. and the fund: (i) are subject to the laws and jurisdiction of Luxembourg, and (ii) are not regulated or supervised by any Peruvian entity or government authority. **In Uruguay:** The sale of the shares qualifies as a private placement pursuant to section 2 of Uruguayan law 18, 627. The shares must not be offered or sold to the public in Uruguay, except in circumstances which do not constitute a public offering or distribution under Uruguayan laws and regulations. The shares are not and will not be registered with the Financial Services Superintendency of the Central Bank of Uruguay. The shares correspond to investment funds that are not investment funds regulated by Uruguayan law 16, 774 dated 27.09.1996, as amended. **For US offshore investors:** Shares of the Nordea 1, SICAV have not been, nor will they be, registered under the United States Investment Company Act of 1940, as amended, nor the United States Securities Act of 1933, as amended. None of the shares may be offered or sold, transferred or delivered, directly or indirectly in the United States or to, or for the account or benefit of, any U.S. Person, as defined by Regulation S under the U.S. Securities Act of 1933, as amended. Accordingly, the shares are being offered and sold only outside the United States to persons other than U.S. Persons in offshore transactions that meet the requirements of Regulation S under the U.S. Securities Act. **In Canada:** For further information please refer to the Canadian Information Statement, Canadian Marketing Legend and Notification to Canadian Clients.