

CSIF (Lux) Equity Japan ESG Blue QB EUR

Fund information

Equity

152'815'321'984

Fund total net assets in JPY

Share class TNA, EUR 12'258'542	Share class NAV, EUR 1'291.53	Ongoing charges 0.19%
MTD (net) return -1.27% Bench. -1.25%	QTD (net) return -5.39% Bench. -5.37%	YTD (net) return -5.39% Bench. -5.37%

Fund details


Morningstar rating	★★★★☆
Investment Manager	Credit Suisse Asset Management (Schweiz) AG, Index Solutions Team
Fund launch date	24.01.2019
Share class launch date	07.02.2019
Share class	QB
Share class currency	EUR
Distribution policy	accumulating
Fund domicile	Luxembourg
Benchmark	MSCI Japan ESG Leaders (NR) in EUR

Investment Policy

The fund is managed with an indexed method and is distinguished by broad diversification, low tracking errors, and low-cost management. The investment objective is to replicate the reference index as closely as possible and to minimize performance deviations from the benchmark. The MSCI Japan ESG Leaders Index is a capitalization weighted index that provides exposure to companies with high Environmental, Social and Governance (ESG) performance relative to their sector peers. MSCI Japan ESG Leaders Index consists of large and mid cap companies in Japanese markets.

Performance overview* - monthly & cumulated

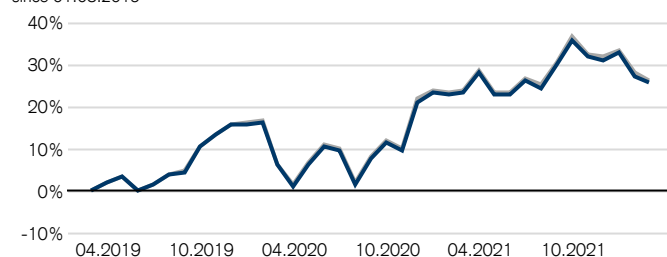
since 01.01.2022



Portfolio net - monthly return
Benchmark - monthly return
Portfolio net - cumulated return
Benchmark - cumulated return

Performance overview* - cumulated

since 01.03.2019



Portfolio net - cumulated return
Benchmark - cumulated return

Performance overview* - monthly & YTD

since 01.01.2022, in %

	Jan	Feb	Mar	Apr	May	Jun	Jul	Aug	Sep	Oct	Nov	Dec	YTD
Portfolio net	-4.18	-1.27											-5.39
Benchmark	-4.17	-1.25											-5.37
Relative net	-0.01	-0.02											-0.02

Performance overview*

since 01.03.2019, in %

	Rolling Returns			Annualized Returns		
	1 month(s)	3 month(s)	1 year	3 years	5 years	ITD
Portfolio net	-1.27	-4.34	1.74	7.86	n/a	7.86
Benchmark	-1.25	-4.32	1.91	8.09	n/a	8.09
Relative net	-0.02	-0.02	-0.16	-0.23	n/a	-0.23

Performance overview

since 01.03.2019, in %

Annualized risk, in %			
1 year	3 years	5 years	ITD
10.99	13.48	n/a	13.48
11.02	13.48	n/a	13.48
0.05	0.07	n/a	0.07

Performance overview - yearly*

since 01.03.2019, in %

	2019	2020	2021	2022	ITD
Portfolio net	15.87	6.43	7.56	-5.39	25.50
Benchmark	16.11	6.68	7.74	-5.37	26.29
Relative net	-0.25	-0.24	-0.18	-0.02	-0.79

Asset breakdown - by instrument currency

In % of total economic exposure

	Portfolio	Benchmark	Portfolio Benchmark
JPY	100.00	100.00	
CHF	0.00	n/a	
EUR	0.00	n/a	

Asset breakdown - by GICS sector

In % of total economic exposure

	Portfolio	Benchmark	Portfolio Benchmark
Industrials	19.47	19.48	
Consumer Discretionary	17.86	17.86	
Information Technology	13.34	13.35	
Health Care	11.06	11.06	
Communication	8.42	8.41	
Consumer Staples	8.25	8.25	
Materials	8.13	8.15	
Financials	7.61	7.59	
Real Estate	3.96	3.97	
Others	1.90	1.87	

Asset breakdown - by MSCI country

In % of total economic exposure

	Portfolio	Benchmark	Portfolio Benchmark
Japan	99.97	100.00	
Others	0.03	n/a	

Asset breakdown - by market capitalization

In % of total economic exposure

	Portfolio	Benchmark	Portfolio Benchmark
<5B	0.00	n/a	
5B-10B	0.00	n/a	
10B-20B	0.00	n/a	
20B-30B	0.02	n/a	
30B-50B	0.01	n/a	
50B-100B	0.01	n/a	
>100B	99.94	100.00	
Others	0.01	n/a	

Potential Risks

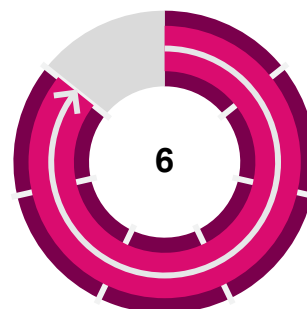
The Fund's risk and reward profile does not reflect the risk inherent in future circumstances that differ from what the Fund has experienced in the recent past. This includes the following events which are rare but can have a large impact.

- Liquidity risk: Assets cannot necessarily be sold at limited cost in an adequately short timeframe. However, this Fund's investments should generally have good liquidity.
- Operational risk: Deficient processes, technical failures or catastrophic events may cause losses.
- Political and Legal risks: Investments are exposed to changes of rules and standards applied by a specific country. This includes restrictions on currency convertibility, the imposing of taxes or controls on transactions, the limitations of property rights or other legal risks.
- Sustainability risks: Sustainability risks are environmental, social or governance events or conditions can have a material negative effect on the return, depending on the relevant sector, industry and company exposure.

The product's investment objectives, risks, charges and expenses, as well as more complete information about the product, are provided in the prospectus (or relevant offering document), which should be read carefully before investing.

Risk status*

SRRI metric



ESG Portfolio Summary

This fund promotes environmental, social and governance (ESG) characteristics (within the meaning of Art. 8 of Regulation (EU) 2019/2088). It applies the CSAM Sustainable Investing Policy (www.credit-suisse.com/esg) by replicating an ESG benchmark index to attain the desired ESG characteristics.

Exclusion of controversial weapons*

Credit Suisse Index Funds and Exchange Traded Funds will no longer invest in companies which are involved in the development or production of nuclear, biological, and chemical warfare agents, anti-personnel mines and cluster bombs. Hence we position ourselves in line with the exclusion list from the Swiss Association for Responsible Investments (SVVK - ASIR). The tracking quality of our index funds remains broadly unchanged by these exclusions.

ESG Characteristics

	ESG Benchmark	ESG Integration	Engagement	Exclusion Criteria	Proxy Voting
Applied criteria	<input checked="" type="checkbox"/>	<input checked="" type="checkbox"/>	<input checked="" type="checkbox"/>	<input checked="" type="checkbox"/>	<input checked="" type="checkbox"/>

Top 10 positions - ESG Characteristics

Instrument Name	Weight	GICS sector	ESG rating	Controversy flag
SONY GROUP CORP	6.52%	Personal & Household Goods	AAA	Yellow
TOKYO ELECTRON LTD	3.64%	Industrial Goods & Services	AA	Green
RECRUIT HOLDINGS LTD	2.86%	Industrial Goods & Services	A	Green
NINTENDO LTD	2.80%	Personal & Household Goods	AA	Green
SHIN ETSU CHEMICAL LTD	2.74%	Chemicals	BBB	Green
KDDI CORP	2.65%	Telecommunications	AAA	Green
TAKEDA PHARMACEUTICAL LTD	2.42%	Health Care	A	Orange
HOYA CORP	2.40%	Industrial Goods & Services	A	Green
DAIKIN INDUSTRIES LTD	2.31%	Construction & Materials	AA	Green
MURATA MANUFACTURING LTD	1.96%	Industrial Goods & Services	A	Green

ESG overview

ESG Portfolio against traditional benchmark

	Portfolio	Benchmark
Overall ESG quality rating	AAA	AA
Overall ESG quality score	9.06	8.44
ESG score environment	6.11	5.99
ESG score social	5.99	5.45
ESG score governance	5.11	4.79
Coverage for MSCI Rating/Scoring	99.54%	100.00%
Weighted Average MSCI Carbon Intensity (Tons of CO2e/\$M sales)	94.45	79.72

Asset breakdown - by ESG rating

In % of total economic exposure (ESG Portfolio against traditional benchmark)

	Portfolio	Benchmark	Relative	Portfolio Benchmark
AAA	18.19	9.89	8.30	
AA	40.33	25.20	15.12	
A	31.26	36.62	-5.36	
BBB	9.72	17.26	-7.54	
BB	0.44	8.11	-7.68	
B	0.02	2.10	-2.08	
CCC	0.00	0.81	-0.80	
Others	0.05	n/a	0.05	

Asset breakdown - by ESG rating momentum

In % of total economic exposure (ESG Portfolio against traditional benchmark)

	Portfolio	Benchmark	Relative	Portfolio Benchmark
Strong upward	0.72	3.21	-2.49	
Upward	23.28	30.76	-7.48	
Stable	72.13	63.08	9.05	
Downward	3.81	2.95	0.86	
Strong downward	0.00	n/a	0.00	
Others	0.06	n/a	0.06	

Asset breakdown - by ESG controversy flag

In % of total economic exposure (ESG Portfolio against traditional benchmark)

	Portfolio	Benchmark	Relative	Portfolio Benchmark
Green	75.03	66.22	8.81	
Yellow	19.49	26.47	-6.98	
Orange	5.43	7.18	-1.75	
Red	0.00	0.13	-0.13	
Others	0.05	n/a	0.05	

ESG Weighted carbon emission intensity

CO2-equivalent emission intensity per \$m revenues (ESG Portfolio against traditional benchmark)

	Portfolio	Benchmark	Portfolio Benchmark
Energy	643	582	
Materials	530	533	
Utilities	346	912	
Industrials	83	85	
Consumer Staples	61	53	
Information Technology	48	40	
Real Estate	48	52	
Consumer Discretionary	36	31	
Health Care	34	30	
Others	12	10	

Key risk figures

	Portfolio	Benchmark
Number of securities	134	134

Risk overview - ex post

	3 years Portfolio
Beta	1.00

Key identifiers

ISIN	LU1815002982
Valor no.	41549363
Bloomberg ticker	CSEJOBE LX
Benchmark	MSCI Japan ESG Leaders (NR) in EUR
Benchmark Bloomberg ticker	MXJPEGNE
Asset breakdown benchmark	MSCI Japan (NR)
	LU1815003105, LU1815002982, LU1891411578, LU1809959437, LU2054451377, LU2105719731, LU1956898578, LU1916457663
Other share classes	

Key facts

Fund management company	Credit Suisse Fund Management S.A.
UCITS	Yes
Accounting year end	31. December
Securities lending	No
Subscription notice period	daily
Subscription Settlement Period	T + 3
Redemption notice period	daily
Redemption Settlement Period	T + 3
Subscription spread (remains within the fund)	0.03%
Redemption spread (remains within the fund)	0.03%
Closing Time	16:00 CET
Swinging single pricing (SSP*)	no swing NAV
Sales registration	Austria, Switzerland, Germany, Spain, France, Ireland, Italy, Liechtenstein, Luxembourg, Netherlands, Singapore, Sweden, Australia

Glossary

Use of income	Indicates whether the fund distributes or reinvests the dividends received from underlying securities (Accumulating)
Accumulating	Indicates a regular reinvestment of the dividends received in the portfolio itself
ITD	Inception-to-date
Ongoing Charges	The calculation of the ongoing charge is based on the Committee of European Securities Regulators/10-674 Directive. For a maximum of 12 months from December 31, 2020, the ongoing charges figure is based on estimated expenses. From December 2021, the ongoing charges figure is based on last year's expenses for the year ending December 2021. It excludes performance fees and portfolio transaction costs, except in the case of an entry/exit charge paid by the Fund when buying or selling shares/units in another collective investment undertaking
ESG Score	ESG Score which is provided by MSCI ESG, is measured on a scale from 0 (very poor) to 10 (very good). The Overall ESG Quality Score does not correspond directly to the presented underlying Environment, Social and Governance Pillar scores. The Pillar scores are derived on an absolute basis, while the Overall ESG Quality Score is adjusted to reflect the industry-specific level of ESG risk exposure. Since Pillar scores are absolute, and Overall scores are relative, the first cannot be averaged to derive the latter
GICS	Global Industry Classification Standard
ESG Rating	Company ESG Rating, which is provided by MSCI ESG, is measured on a scale from AAA (highest rating) to CCC (lowest rating). The rating is based on the underlying company's exposure to industry specific ESG risks and their ability to mitigate those risks relative to their peers. The overall portfolio rating is calculated on an industry relative basis while the underlying individual E, S and G ratings are absolute. Hence, the overall rating cannot be seen as an average of the individual E, S and G ratings. Please note that the benchmark used in this ESG analysis is the traditional (non-ESG) index
ESG Rating momentum	The ESG Rating momentum describes the change in the ESG rating during the last 12 months. Strong upward respectively strong downward means that the rating has improved/deteriorated by at least two notches. Upward respectively downward means that the rating has improved/deteriorate by one notch. Stable means that the rating has remained unchanged
ESG controversy flag	ESG Controversies Flag is designed to provide timely and consistent assessments of ESG controversies involving publicly traded companies and fixed income issuers. A controversy case is typically a one-off event such as an environmental oil spill, an accident, or allegations such as safety issues in a production facility. The color indicator, which spans from red to green, indicates the most severe involvement (red) to the least involved (green) in any controversies
Carbon intensity	Carbon Intensity, which is provided by MSCI ESG, compares the weighted average emissions intensity per million \$ sales (broken down by GICS sector) between the portfolio and the benchmark. It also displays the active weight in the GICS sector
ESG aware	This product undertakes investments that explicitly assess and integrate the sustainability characteristics of companies in the investment process.

Disclaimer*

Performance overview	Historical performance indications and financial market scenarios are no reliable indicators of future performance. The performance data do not take into account the commissions and costs incurred on the issue and redemption of fund units
Swinging Single Pricing	For more details, please refer to the relevant chapter "Net Asset Value" of the fund's prospectus
Exclusions of controversial weapon	For more information on the applied norms-based exclusions please refer to: www.svk-asir.ch © In the absence of suitable and/or liquid equity index futures on ESG indices, the Sub-Fund / Fund may use equity index futures, which refer to traditional indices (non-ESG) in order to reduce various risks, for efficient portfolio management and as a way to gain or reduce market exposure
Applied ESG Characteristics	For further information on the methodology applied to assess the ESG characteristics of the investments, please refer to www.msci.com/our-solutions/esg-investing/
SRRI	The calculation of the risk indicator is based on the Committee of European Securities Regulators/10-673 Directive. The risk indicator is based on historic and partly simulated data; it cannot be used to predict future developments. The classification of the Fund may change in future and does not represent a guarantee. A classification into category 1 is no risk-free investment either.



CREDIT SUISSE ASSET MANAGEMENT (Switzerland) Ltd.

Index Solutions
+41443344141
index.solutions@credit-suisse.com

Want to learn more?

Visit: <https://credit-suisse.com/fundsearch>

This material constitutes marketing material of Credit Suisse Group AG and/or its affiliates (hereafter "CS").

This material does not constitute or form part of an offer or invitation to issue or sell, or of a solicitation of an offer to subscribe or buy, any securities or other financial instruments, or enter into any other financial transaction, nor does it constitute an inducement or incitement to participate in any product, offering or investment.

Nothing in this material constitutes investment research or investment advice and may not be relied upon. It is not tailored to your individual circumstances, or otherwise constitutes a personal recommendation.

The information and views expressed herein are those of CS at the time of writing and are subject to change at any time without notice. They are derived from sources believed to be reliable.

CS provides no guarantee with regard to the content and completeness of the information and where legally possible does not accept any liability for losses that might arise from making use of the information. If nothing is indicated to the contrary, all figures are unaudited. The information provided herein is for the exclusive use of the recipient.

The information provided in this material may change after the date of this material without notice and CS has no obligation to update the information.

This material may contain information that is licensed and/or protected under intellectual property rights of the licensors and property right holders. Nothing in this material shall be construed to impose any liability on the licensors or property right holders. Unauthorised copying of the information of the licensors or property right holders is strictly prohibited.

The full offering documentation including, the prospectus or offering memorandum, the key investor information document (KIID), the basic information document (Basisinformationsblatt) for Swiss products, the fund rules, as well as the annual and bi-annual reports ("Full offering documentation"), as the case may be, may be obtained free of charge in the languages listed below from the legal entity/entities indicated below or where available via FundSearch (credit-suisse.com/fundsearch).

*Information on your local distributors, representatives, information agent, paying agent, if any, and your local contacts in respect of the investment product(s) can be found below.

The only legally binding terms of any investment product described in this material, including risk considerations, objectives, charges and expenses are set forth in the prospectus, offering memorandum, subscription documents, fund contract and/or any other fund governing documents.

For a full description of the features of the products mentioned in this material as well as a full description of the opportunities, risks, and costs associated with the respective products, please refer to the relevant underlying securities prospectuses, sales prospectuses, or other additional product documents, which we will be pleased to provide to you at any time upon request.

This material may not be forwarded or distributed to any other person and may not be reproduced. Any forwarding, distribution or reproduction is unauthorized and may result in a violation of the U.S. Securities Act of 1933, as amended (the "Securities Act"). The securities referred to herein have not been, and will not be, registered under the Securities Act, or the securities laws of any states of the United States and, subject to certain exceptions, the securities may not be offered, pledged, sold or otherwise transferred within the United States or to, or for the benefit or account of, U.S. persons.

France:

Important information: The investment fund described in this marketing material (hereafter the "Fund") has been authorized as a UCITS by the Commission de Surveillance du Secteur Financier in accordance with Directive 2009/65/EC as amended.

For French investors: The Fund has been notified for marketing in France to the Autorité des marchés financiers and may be distributed to investors in France. Subscriptions may only be validly made on the basis of the key investor information document ("KIID") currently in effect.

Israel (not mandatory disclaimer):

NOTICE TO INVESTORS IN ISRAEL

This document has not been approved by the Israel Securities Authority and will only be distributed to Israeli residents in a manner that will not constitute "an offer to the public" under sections 15 and 15a of the Israel Securities Law, 5728-1968 ("the Securities Law") or section 25 of the Joint Investment Trusts Law, 5754-1994 ("the Joint Investment Trusts Law"), as applicable. The Products are being offered to a limited number of investors (35 investors or fewer during any given 12 month period) and/or those categories of investors listed in the First Addendum ("the Addendum") to the Securities Law, ("Sophisticated Investors") as may change from time to time.

This document may not be used for any other purpose, nor be furnished to any other person other than those to whom copies have been sent. Any offeree who purchases a Product is purchasing such Product for its own benefit and account and not with the aim or intention of distributing or offering such Product to other parties (other than, in the case of an offeree which is a Sophisticated Investor by virtue of it being a banking corporation, portfolio manager or member of the Tel-Aviv Stock Exchange, as defined in the Addendum, where such offeree is purchasing Product for another party which is a Sophisticated Investor). Nothing in this document should be considered investment advice or investment marketing as defined in the Regulation of Investment Counselling, Investment Marketing and Portfolio Management Law, 5755-1995.

Investors are encouraged to seek competent investment counselling from a locally licensed investment counsel prior to making the investment. As a prerequisite to the receipt of a copy of this document a recipient shall be required by the Fund to provide confirmation that it is a Sophisticated Investor purchasing Products for its own account or, where applicable, for other Sophisticated Investors.

This document does not constitute an offer to sell or solicitation of an offer to buy any securities other than the Shares offered hereby, nor does it constitute an offer to sell to or solicitation of an offer to buy from any person or persons in any state or other jurisdiction in which such offer or solicitation would be unlawful, or in which the person making such offer or solicitation is not qualified to do so, or to a person or persons to whom it is unlawful to make such offer or solicitation."

In addition, there may be conflicts of interest with regard to the investment.

In connection with the provision of services, Credit Suisse AG and/or its affiliates may pay third parties or receive from third parties, as part of their fee or otherwise, a one-time or recurring fee (e.g., issuing commissions, placement commissions or trailer fees).

Prospective investors should independently and carefully assess (with their tax, legal and financial advisers) the specific risks described in available materials, and applicable legal, regulatory, credit, tax and accounting consequences prior to making any investment decision.

The alternative investment fund manager or the management company, as applicable, may decide to terminate local arrangements for the marketing of the shares/units of a fund, including terminating registrations or notifications with the local supervisory authority.

A summary of investor rights for investing in Luxembourg can be obtained via www.cssf.lu/en/consumer/, local laws relating to investor rights may apply.

Copyright © 2021 CREDIT SUISSE GROUP AG and/or its affiliates. All rights reserved.

* Legal entity, from which the full offering documentation, the key investor information document (KIID), the fund rules, as well as the annual and bi-annual reports, if any, may be obtained free of charge.

Switzerland	Representative for Lux funds and Management Company (Fondsleitung) for Swiss funds Credit Suisse Funds AG * Uetlibergstrasse 231 CH-8070 Zurich	Paying Agent (for Luxembourg funds), custodian (for Swiss funds) and Distributor - if this material is distributed by: Credit Suisse (Schweiz) AG Paradeplatz 8 CH-8001 Zurich	Regulator / Supervisor legal entity: Swiss Financial Market Supervisory Authority (FINMA)
	Distributor - if this material is distributed by: Credit Suisse AG Paradeplatz 8 CH-8001 Zurich	Distributor - if this material is distributed by: Credit Suisse Asset Management (Switzerland) Ltd. Kalandergasse 4 CH-8045 Zurich	
Austria	Paying and Information Agent UniCredit Bank Austria AG * Schottengasse 6-8, A-1010 Wien	Distributor (AM) - if this material is distributed by: Credit Suisse (Deutschland) AG Taunustor 1 D-60310 Frankfurt am Main	
		Distributor (PB) - if this material is distributed by: CREDIT SUISSE (LUXEMBOURG) S.A. ZWEIGNIEDERLASSUNG ÖSTERREICH, Kärntner Ring 11-13, A-1010 Vienna, Austria	
Germany	Information Agent, Distributor - if this material is distributed by: Credit Suisse (Deutschland) AG * Taunustor 1 D-60310 Frankfurt am Main	Paying Agent Credit Suisse Fund Services (Luxembourg) S.A. 5, rue Jean Monnet, L-2180 Luxembourg	
United Kingdom	Distributor - if this material is distributed by: Credit Suisse Asset Management Limited* One Cabot Square London E14 4QJ United Kingdom		Regulator / Supervisor legal entity: Financial Conduct Authority (FCA) 12 Endeavour Square London E20 1JN United Kingdom Tel: +44 207 066 1000 Website: https://www.fca.org.uk/
Israel	Distributor - if this material is distributed by: CREDIT SUISSE FINANCIAL SERVICES (ISRAEL) LTD The Museum Tower 4 Berkovitz Street 10th Floor Tel Aviv 6423806 Israel		
Luxembourg	Distributor (AM) - if this material is distributed by: Credit Suisse Fund Management S.A.* 5, rue Jean Monnet Luxembourg 2180 Luxembourg		Regulator / Supervisor legal entity: Commission de Surveillance du Secteur Financier (CSSF) 110 Route d'Arlon L-1150 Luxembourg Luxembourg Tel: +352 2625 11 Fax: +352 2625 1 Website: https://www.cssf.lu/
	Distributor (PB) - if this material is distributed by: CREDIT SUISSE (LUXEMBOURG) S.A.* 5, rue Jean Monnet L-2180 Luxembourg		Regulator / Supervisor legal entity: Commission de Surveillance du Secteur Financier (CSSF) 110 Route d'Arlon L-1150 Luxembourg Luxembourg Tel: +352 2625 11 Fax: +352 2625 1 Website: https://www.cssf.lu/
Netherlands	Distributor (PB) - if this material is distributed by: CREDIT SUISSE (LUXEMBOURG) S.A., Netherlands Branch Honthorststraat 19 1071 DC Amsterdam, the Netherlands	Distributor (AM) - if this material is distributed by: CS Fund Management S.A., Netherlands Branch Honthorststraat 19 1071 DC Amsterdam Netherlands	
France	Management Company Credit Suisse Fund Management S.A. 5 rue Jean Monnet L-2180 Luxembourg+	Distributor (PB) - if this material is distributed by: Credit Suisse (Luxembourg) S.A., France Branch* 86, Boulevard Haussmann CS 40047 Paris 75008 - France	Regulator / Supervisor legal entity: Autorité des marchés financiers (AMF) 17, place de la Bourse - F-75082 Paris Cedex 02 France Tel: (+33 1) 53 45 60 00 Fax: (+33 1) 53 45 61 00 Website: www.amf-france.org/
	Centralizing Correspondent BNP Paribas Securities Services 3 rue d'Antin 75002 Paris	Distributor (IB) - if this material is distributed by: CREDIT SUISSE BANK (EUROPE), S.A., PARIS BRANCH* 86, Boulevard Haussmann 75008 Paris	
Italy	Paying Agent Allfunds Bank, S.A.U. Succursale di Milano, State Street Bank International GmbH - Succursale Italia, Banca Sella Holding S.p.A	Distributor - if this material is distributed by: CREDIT SUISSE (ITALY) S.P.A.* Via Santa Margherita, 3 20121 Milano, Italy csam@credit-suisse.com www.credit-suisse.com/it	
		Distributor (IB) - if this material is distributed by: CREDIT SUISSE BANK (EUROPE), S.A., Italian Branch via Santa Margherita 3 20121 Milano, Italy. customerservice.csi@credit-suisse.com www.credit-suisse.com/it	
Spain	Distributor - if this material is distributed by: Credit Suisse AG, Sucursal en España* Calle Ayala 42, 28001 Madrid, España		Regulator / Supervisor legal entity: Comisión Nacional del Mercado de Valores ("CNMV") Edison, 4, 28006 Madrid Spain Tel: 34 91 585 15 00 Website: https://www.cnmv.es/