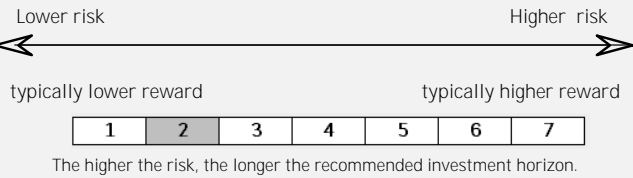


BNP PARIBAS FLEXI I ABS EUROPE AAA - (I share class, capi.)

This is for illustrative purposes only and should not be used as a basis for making any specific investment, business or commercial decisions.

RISK AND REWARD INDICATOR



The investments in the funds are subject to market fluctuations and the risks inherent in investments in securities. The value of investments and the income they generate may go down as well as up and it is possible that investors will not recover their initial outlay, the fund described being at risk of capital loss.

CODES

ISIN	LU1815416794
Bloomberg Ticker	BNPAAA1 LX Equity

KEY FIGURES AS OF 28/07/2023

NAV (28/07/2023)	1048.31
12M NAV max. (28/07/2023)	1048.31
12M NAV min. (03/10/2022)	1006.29
Initial NAV (02/09/2013)	1000
Total net assets (EURm)	393.12

Source: Bloomberg

CHARACTERISTICS

PEA Eligibility	No
Life insurance eligibility	Yes
Nationality	Luxembourg
Legal form	Mutual fund
Launch date (Fund - Share cl.)	02/09/2013 - 02/09/2013
Base currency (share class)	Euro
Fund Managers	David FAVIER/Olivier BOUTOILLE
Management Company	BNP Paribas AM Luxembourg
External financial administrator	BNP Paribas AM Luxembourg
Max. Entrance fees	0%
Exit fees	0%
Max. Switch Commission	0%
Ongoing charges (annual)	0.19%
Maximum Management fees (annual)	0.20%
Maximum Performance fees (annual)	None
Periodicity of NAV calculation	Daily
Subscription execution	NAV of D+1
Redemption execution	NAV of D+1
Catg. SFDR ¹	Article 8
For further information	www.bnpparibas-am.com

PERFORMANCE ANALYSIS

	1Y	3Y	5Y
Volatility (%)	1.42	1.26	1.98
Sharpe ratio	1.22	0.32	0.17

Source: Bloomberg

RISK METRICS

Average next coupon date	0.14
Average discount margin (DM)	111
Fixed rate yield equivalent (%) ²	4.59
Portfolio average rating ³	AA+
Weighted average life (WAL)	2.21
Interest rate duration (Yrs)	0.11

Source: BNPP AM, Intex

¹SFDR : Sustainable Finance Disclosure Regulation

²Based on forward floating rates curves at factsheet date

³Based on 2nd best ratings (DBRS, Fitch, Moody's or S&P)

Cash and non-rated assets excluded

INVESTMENT OBJECTIVE

The strategy seeks to provide a low volatility AAA (Fitch Rating) investment solution. The strategy is rated AAA by Fitch with a monthly monitoring by the rating agency. A one-year investment horizon is recommended. The strategy invests in AAA rated European ABS, RMBS and CLO. The management team follows strict investment criteria. The strategy invests in securities backed by granular pools of assets such as residential home loans, personal loans, corporate loans, etc., and provides exposure to the European economy. The strategy invests in floating rate notes securities in order to avoid fixed rate sensitivity (interest rate duration below 3 months).

CUMULATIVE AND ANNUAL PERFORMANCE (EUR, net)

Since Inception - Index September 2013 = 100



Source of performance figures : BNPP AM based on Bloomberg data as of 28/07/2023

CUMULATIVE RETURNS AS OF 28/07/2023

Annualised over 1 year, Performances, net of fees

	Since	12/2022	1 M	3 M	1 Y	3 Y	5Y	10 Y*	Inception*
Share Cl.		2.97%	0.43%	1.22%	4.01%	0.79%	0.41%		0.47%
Euribor 3M		1.74%	0.30%	0.86%	2.23%	0.40%	0.10%		0.00%
Excess return		1.21%	0.15%	0.35%	1.75%	0.39%	0.31%		0.47%

Source of performance figures : BNPP AM based on Bloomberg data as of 28/07/2023

CALENDAR YEAR RETURNS (Performances, net of fees)

Year	2023	2022	2021	2020	2019	2018	2017	2016	2015	2014	2013*
Share Cl.	2.97%	-1.40%	0.11%	0.00%	0.88%	-0.80%	0.54%	1.15%	-0.10%	1.17%	
Euribor 3M	1.74%	0.22%	-0.54%	-0.42%	-0.35%	-0.32%	-0.33%	-0.26%	-0.01%	0.22%	
Excess return	1.21%	-1.62%	0.67%	0.43%	1.24%	-0.47%	0.88%	1.41%	-0.09%	0.94%	

Source of performance figures : BNPP AM based on Bloomberg data as of 28/07/2023

* Fund's I share launched in September 2013

BNP PARIBAS FLEXI I ABS EUROPE AAA - (I share class, capi.)

This is for illustrative purposes only and should not be used as a basis for making any specific investment, business or commercial decisions.

TOP 10 HOLDINGS

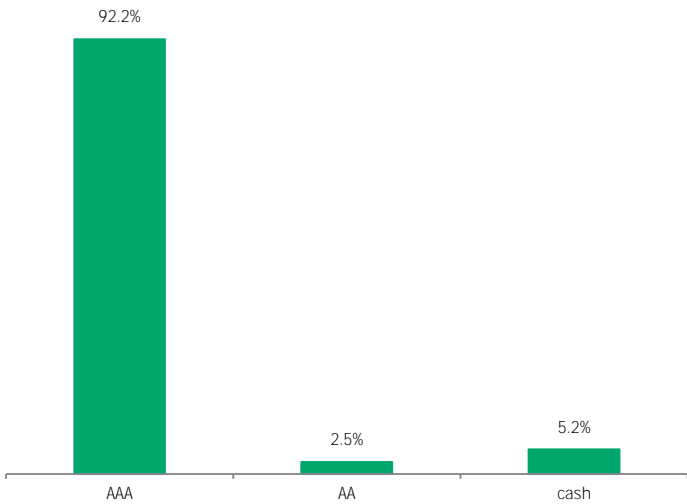
N°	ASSET NAME	RATING	COUNTRY	SECTOR	%
1	AVOCA 24X AR	AAA	Mixed	EU CLO	2.5%
2	BECLO 9X A	AAA	Mixed	EU CLO	2.5%
3	CONTE 9X A	AAA	Mixed	EU CLO	2.5%
4	CRNCL 2021-14X A	AAA	Mixed	EU CLO	2.5%
5	RNBLF 2 A	AAA	France	Auto ABS	2.5%
6	DRYD 2015-39X ARR	AAA	Mixed	EU CLO	2.5%
7	BECLO 4X A	AAA	Mixed	EU CLO	2.4%
8	PCLF 2023-1 A	AAA	United Kingdom	Premium Financing	2.4%
9	PENTA 2020-7X A	AAA	Mixed	EU CLO	2.2%
10	CAR 2023-G1V A	AAA	Germany	Auto ABS	1.9%

Source: BNPP AM

Based on 2nd best rating (DBRS, Fitch, Moody's or S&P)

The above-mentioned companies are for illustrative purpose only, are not intended as solicitation of the purchase of such securities, and does not constitute any investment advice or recommendation.

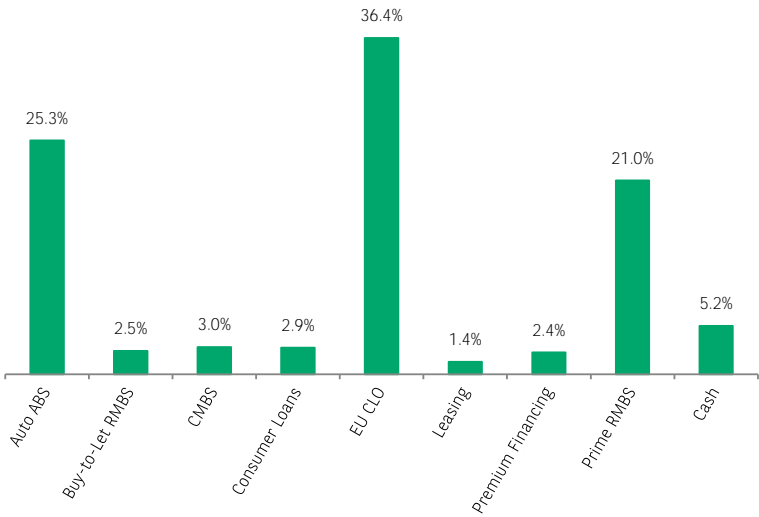
BREAKDOWN BY RATING (% of NAV)



Source: BNPP AM

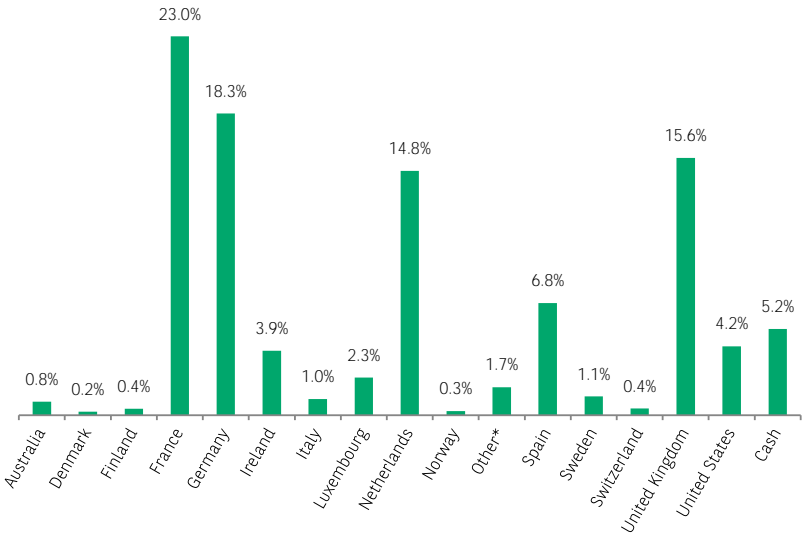
Based on 2nd best rating, source: DBRS, Fitch, Moody's or S&P

BREAKDOWN BY SECTOR (% of NAV)



Source: BNPP AM, Intex

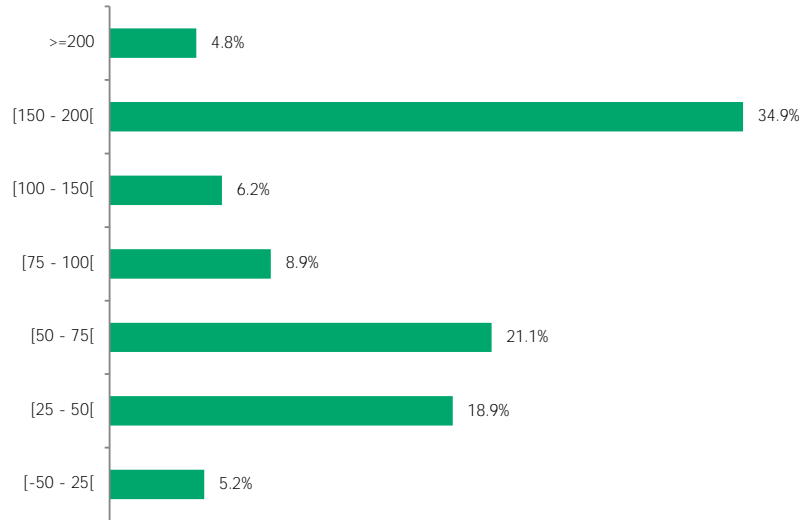
BREAKDOWN BY COUNTRY (% of NAV)



Source: BNPP AM, Intex

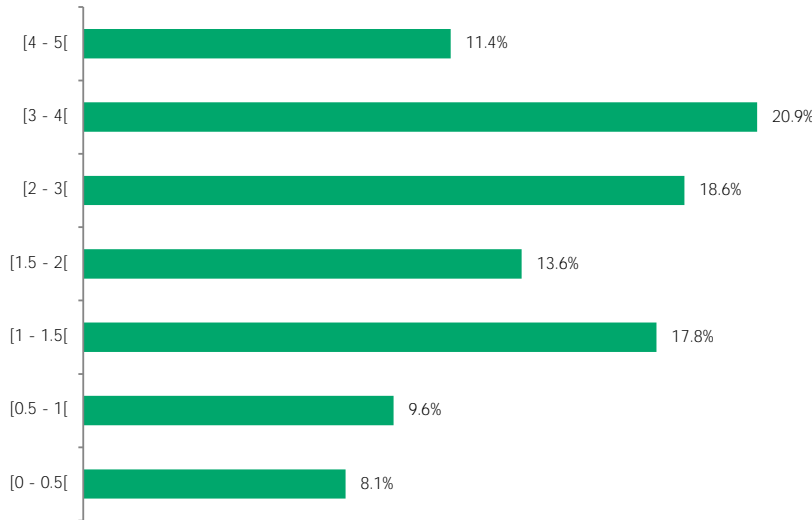
*Other: Mix of countries that do not make the top 15

BREAKDOWN BY DISCOUNT MARGIN (% of NAV, bp)



Source: BNPP AM, Intex

BREAKDOWN BY WEIGHTED AVERAGE LIFE (% of NAV, years)



Source: BNPP AM, Intex

*BNPP AM is the source for all data in this document as at end 28/07/2023, unless otherwise specified

MAIN RISKS

Capital loss Risk: The investments in the funds are subject to market fluctuations and the risks inherent in investments in securities. The value of investments and the income they generate may go down as well as up and it is possible that investors will not recover their initial outlay, the funds described being at risk of capital loss.

Liquidity Risk: This risk arises from the difficulty of selling an asset at a fair market price and at a desired time due to lack of buyers.

Derivatives Risk: When investing in over the counter or listed derivatives, the Fund aims to hedge and/or to leverage the yield of its position. The attention of the investor is drawn to the fact that leverage increases the volatility of the sub fund.

Credit Risk: his risk relates to the ability of an issuer to honor its commitments: downgrades of an issue or issuer rating may lead to a drop in the value of associated bonds.

Counterparty Risk: This risk is associated with the ability of a counterparty in an Over the Counter financial transaction to fulfil its commitments like payment, delivery and reimbursement.

ESG Risk : Environmental, Social and Governance (ESG) Investment Risk: The lack of common or harmonized definitions and labels integrating ESG and sustainability criteria at EU level may result in different approaches by managers when setting ESG objectives. This also means that it may be difficult to compare strategies integrating ESG and sustainability criteria to the extent that the selection and weightings applied to select investments may be based on metrics that may share the same name but have different underlying meanings. In evaluating a security based on the ESG and sustainability criteria, the Investment Manager may also use data sources provided by external ESG research providers. Given the evolving nature of ESG, these data sources may for the time being be incomplete, inaccurate or unavailable. Applying responsible business conduct standards in the investment process may lead to the exclusion of securities of certain issuers. Consequently, the Sub-Fund's performance may at times be better or worse than the performance of relatable funds that do not apply such standards.

For a Complete description and definition of risks, please consult the last available prospectus and KID of the funds. Investors considering subscribing to a fund should read carefully its most recent prospectus and KID that can be downloaded free of charge from our site www.bnpparibas-am.com.

GLOSSARY (GENERAL)

Alpha: Alpha is an indicator used to measure the value added by an active portfolio manager relative to a passive exposure to a benchmark. A positive alpha expresses an outperformance whereas a negative alpha indicates an underperformance. A simple way to calculate alpha is to subtract a **portfolio's** expected return (based on the **benchmark's** performance adjusted with the beta of the portfolio, see Beta definition for further details). For instance, an alpha of 0.50 means that the portfolio outperformed the market-based return (**benchmark's** performance adjusted from the Beta exposure of the portfolio) by 0.50%.

Beta: Beta is a measure of portfolio market risk; financial indices (such as MSCI World) represent the market and are consistent with the **portfolio's** guidelines. It measures the sensitivity of portfolio performance to the performance of the market. For example, a beta of 1.5 means the portfolio will move by 1.5% for a market performance of 1%. Mathematically, it is the correlation between the portfolio and the market multiplied by their ratio of volatilities.

Convexity: Convexity measures the sensitivity of the price to interest rate fluctuations. Generally, bonds exhibit positive convexity.

Coupon: A certificate attached to a bearer security (share or bond) that entitles the holder to payment of dividend or interest. A bond will have one coupon for each interest payment.

Equity risk: Equity risk is "the financial risk involved in holding equity in a particular investment." Equity risk often refers to equity in companies through the purchase of stocks, and does not commonly refer to the risk in paying into real estate or building equity in properties.

Investment grade: Investment grade is a high consideration of credit quality (low probability of default) assigned by a rating agency. For instance, to be classified investment grade according to Standard and **Poor's**, a bond or an issuer must have a rating greater than BBB-. Investment grade is opposed to high yield.

Maturity: Residual duration before the redemption of the principal amount of a bond.

Modified duration: A measure of a bond's sensitivity to changes in interest rates. The longer the remaining term to maturity, the more bond prices react to a change in interest rates, and the higher the duration. The rule is that if the yield rises or falls by 1%, the value of the bond will fluctuate by 1% x duration.

R²: The Correlation Coefficient indicates the strength and direction of a linear relationship between fund performance and benchmark. The coefficient is an element of [-1,1], where 1 equals a perfectly correlated increasing linear relationship, -1 equals a perfectly correlated decreasing linear relationship, and 0 means that there is no linear correlation.

Rating: An evaluation of a corporate or municipal bond's relative safety from an investment standpoint. Basically, it scrutinizes the issuer's ability to repay principal and make interest payments.

Sharpe ratio: A measure for calculating risk-adjusted return. It indicates the return earned in excess of the risk-free rate per unit of risk. It is calculated by dividing the difference between the return and the risk-free rate by the standard deviation of the return on the investment. The Sharpe ratio indicates whether the excess return was obtained thanks to good investment management or by taking additional risk. The higher the ratio, the better the risk-adjusted return.

Volatility: An asset's volatility is the standard deviation of its return. As a measure of dispersion, it evaluates the uncertainty of asset prices, which is often equated to their risk. Volatility can be calculated ex post (retrospectively) or estimated ex ante (anticipatively).

YTM (Yield To Maturity): A yield calculation that takes into account the relationship between a security's maturity value, time to maturity, current price, and coupon yield.

YTP (Yield to put) / YTM (Yield to Maturity): Yield to maturity has a few common variations that are important to know. One such variation is Yield to put (YTP) that is the interest rate that investors would receive if they held the bond until its put date.

Article 8 : An Article 8 Fund under SFDR is defined as **“a** Fund which promotes, among other characteristics, environmental or social characteristics, or a combination of those characteristics, provided that the companies in which the investments are made follow good governance practices.”

GLOSSARY (SECURITISATION SPECIFIC)

ABS : Asset Backed Securities	QE : Quantitative Easing
APP : Asset Purchase Program	RAROC : Risk Adjusted Return On Capital
ABSPP : ABS Purchase Program	RMBS : Residential Mortgage Backed Securities
CSPP : Corporate Sector Purchase Program	RWA : Risk Weighted Assets
CBPP : Covered Bond Purchase Program	SCR : Solvency Capital Requirement
CRR : Capital Requirements Regulation	TLTRO : Targeted Long-Term Refinancing Operations
BTL : Buy-To-Let RMBS	UCITS : Undertakings for Collective Investment in Transferable Securities Directives
CLO : Collateralised Loan Obligation (also referred to as “EU CLO” in case of European CLOs)	WAL : Weighted Average Life
CMBS : Commercial Mortgage Backed Securities	
DM : Discount Margin	
ECB : European Central Bank	
ERBA : External Rating Based Approach	
FRN : Floating Rate Note	
IG : Investment Grade	
NC RMBS : Non-conforming Residential Mortgage Backed Securities	
NR : Non Rated	
PSPP : Public Sector Purchase Program	

DISCLAIMER

BNP PARIBAS ASSET MANAGEMENT France, "the investment management company", is a simplified joint stock company with its registered office at 1 boulevard Haussmann 75009 Paris, France, RCS Paris 319 378 832, registered with the "Autorité des marchés financiers" under number GP 96002.

This material is issued and has been prepared by the investment management company.

This material is produced for information purposes only and does not constitute:

- 1. an offer to buy nor a solicitation to sell, nor shall it form the basis of or be relied upon in connection with any contract or commitment whatsoever or
- 2. investment advice.

This material makes reference to certain financial instruments authorised and regulated in their jurisdiction(s) of incorporation. No action has been taken which would permit the public offering of the financial instrument(s) in any other jurisdiction, except as indicated in the most recent prospectus of the relevant financial instrument(s), or on the website (under heading "our funds"), where such action would be required, in particular, in the United States, to US persons (as such term is defined in Regulation S of the United States Securities Act of 1933). Prior to any subscription in a country in which such financial instrument(s) is/are registered, investors should verify any legal constraints or restrictions there may be in connection with the subscription, purchase, possession or sale of the financial instrument(s).

Investors considering subscribing to a fund should read carefully its most recent prospectus and KID that can be downloaded free of charge from our site www.bnpparibas-am.com.

Opinions included in this material constitute the judgement of the investment management company at the time specified and may be subject to change without notice. The investment management company is not obliged to update or alter the information or opinions contained within this material. Investors should consult their own legal and tax advisors in respect of legal, accounting, domicile and tax advice prior to investing in the financial instrument(s) in order to make an independent determination of the suitability and consequences of an investment therein, if permitted. Please note that different types of investments, if contained within this material, involve varying degrees of risk and there can be no assurance that any specific investment may either be suitable, appropriate or profitable for an investor's investment portfolio.

Given the economic and market risks, there can be no assurance that the financial instrument(s) will achieve its/their investment objectives. Returns may be affected by, amongst other things, investment strategies or objectives of the financial instrument(s) and material market and economic conditions, including interest rates, market terms and general market conditions. The different strategies applied to financial instruments may have a significant effect on the results presented in this material. Past performance is not a guide to future performance and the value of the investments in financial instrument(s) may go down as well as up. Investors may not get back the amount they originally invested.

The performance data, as applicable, reflected in this material, do not take into account the commissions, costs incurred on the issue and redemption and taxes. You can obtain this by clicking here: www.bnpparibas-am.fr/investisseur-professionnel/synthese-des-droits-des-investisseurs a summary of investor rights in French. BNP PARIBAS ASSET MANAGEMENT FRANCE may decide to discontinue the marketing of the financial instruments, in the cases covered by the applicable regulations.

"The sustainable investor for a changing world" reflects the objective of BNP PARIBAS ASSET MANAGEMENT France to integrate sustainable development into its activities, although not all funds managed by BNP PARIBAS ASSET MANAGEMENT France fulfil the requirement of either Article 8, for a minimum proportion of sustainable investments, or those of Article 9 under the European Regulation 2019/2088 on sustainability-related disclosures in the financial services sector (SFDR). For more information, please see www.bnpparibas-am.com/en/sustainability.