

This is a marketing communication.

**Factsheet** | 31 January 2023

# Vanguard USD Corporate Bond UCITS ETF

(USD) Accumulating - An exchange-traded fund

Inception date: 19 February 2019

Total assets (million) \$1,250 | Share class assets (million) \$685 as at 31 January 2023

## Key ETF facts

	Exchange ticker	SEDOL	Reuters	Bloomberg	Bloomberg iNav	Valoren
<b>London Stock Exchange</b>						
GBP	VCPA	BGMJN85	VCPA.L	VCPA LN	IVDPAGBP	—
USD	VDPA	BGMJNC9	VDPA.L	VDPA LN	IVDPAUSD	—
<b>SIX Swiss Exchange</b>						
CHF	VCPA	BGMJN74	VCPA.S	VCPA SW	IVDPACHF	45827970
<b>Deutsche Börse</b>						
EUR	VUCE	BJYMK7	VUCE.DE	VUCE GY	IVDPAEUR	—
<b>Borsa Italiana S.p.A.</b>						
EUR	VUCE	BKMDT24	VUCE.MI	VUCE IM	IVDPAEUR	—

## Base currency

Base currency	Tax reporting	SRI†	Index ticker	Investment structure	Domicile
USD	UK Reporting	3	I09913US	UCITS	Ireland

## Legal entity

Legal entity	Investment method	ISIN	Dividends	Dividend schedule	Investment manager
Vanguard Funds plc	Physical	IE00BGYWFK87	Accumulated	—	Vanguard Global Advisers, LLC Global Fixed Income Team

## Ongoing Charges Figure†

0.09%

†The Ongoing Charges Figure (OCF) covers administration, audit, depository, legal, registration and regulatory expenses incurred in respect of the Funds. When you invest with any fund manager, you pay a number of charges, starting with the Annual Management Charge (AMC) which covers the fund manager's costs of managing the fund. The AMC plus ongoing running costs and other operational expenses make up the fund's total 'ongoing charges figure'.

## Objectives and investment policy

- The Fund employs a passive management – or indexing – investment approach, through physical acquisition of securities, and seeks to track the performance of the Bloomberg Global Aggregate Corporate – United States Dollar Index (the "Index").
- The Fund invests in a representative sample of bonds included in the Index in order to closely match the Index's capital and income return.
- The Index measures the performance of a broad spread of US dollar denominated bonds paying a fixed rate of interest which are issued by companies.
- Bonds in the Index have maturities of greater than one year and generally investment grade.
- To a lesser extent the Fund may invest in similar types of bonds outside the Index.

# Vanguard USD Corporate Bond UCITS ETF

(USD) Accumulating - An exchange-traded fund

Performance summary\*\*

USD—Vanguard USD Corporate Bond UCITS ETF  
Benchmark — Bloomberg Global Aggregate Corporate – United States Dollar Index



			01 Jan 2020 31 Dec 2020	01 Jan 2021 31 Dec 2021	01 Jan 2022 31 Dec 2022
Fund (Net of expenses)	—	—	9.68%	-1.04%	-15.37%
Benchmark	—	—	9.68%	-0.89%	-15.28%

Performance**	1 month	Quarter	Year to date	1 year	3 years	5 years	10 years	Since inception
Fund (Net of expenses)	4.08%	8.67%	4.08%	-9.15%	-2.31%	—	—	1.47%
Benchmark	3.85%	8.69%	3.85%	-9.15%	-2.21%	1.48%	2.48%	1.56%

\*\*Figures for periods less than one year are cumulative returns. All other figures represent annual returns. Performance figures include the reinvestment of all dividends and any capital gains distributions. The performance data does not take account of the commissions and costs incurred in the issue and redemption of shares. Basis of fund performance is NAV to NAV with gross income invested. Basis of index performance is total return. Performance and Data is calculated on closing NAV as at 31 January 2023.

**Past performance is not a reliable indicator of future results.**

Source: Vanguard; Bloomberg Global Aggregate Corporate – United States Dollar Index - The Index is a widely recognised benchmark designed to reflect the total universe of publicly traded, fixed-coupon, dollar-denominated investment grade corporate bonds with maturities greater than one year and which have a minimum issue size of \$250 million.

Key investment risks

The value of bonds and fixed income-related securities is affected by influential factors such as interest rates, inflation, credit spreads and volatility which, in turn, are driven by other factors including political, economic news, company earnings and significant corporate events. Movements in currency exchange rates can adversely affect the return of your investment.

- Credit risk. The issuer of a financial asset held within the Fund may not pay income or repay capital to the Fund when due.
- Liquidity risk. Lower liquidity means there are insufficient buyers or sellers to allow the Fund to sell or buy investments readily.
- Counterparty risk. The insolvency of any institutions providing services such as safekeeping of assets or acting as counterparty to derivatives or other instruments, may expose the Fund to financial loss.
- Index tracking risk. The Fund is not expected to track the performance of the Index at all times with perfect accuracy. The Fund is, however, expected to provide investment results that, before expenses, generally correspond to the price and yield performance of the Index.
- Index sampling risk. As the Fund uses an index sampling technique whereby a representative sample of securities are selected to represent the Index, there is the risk that the securities selected for the Fund may not, in the aggregate, approximate the full Index.
- Bond risk. The Fund invests in bonds which may provide higher yields but as such may carry greater credit risk increasing the risk of defaults on repayment and erosion of the capital value of your investment. The level of income may fluctuate and movements in interest rates are likely to affect the capital value of bonds.

Please also read the risk factors section in the prospectus and the Key Information Document, both of which are available on the Vanguard website.

# Vanguard USD Corporate Bond UCITS ETF

(USD) Accumulating - An exchange-traded fund

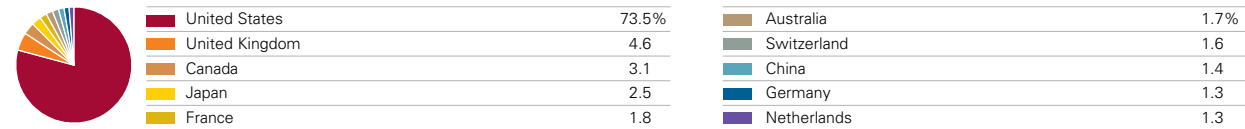
Data as at 31 January 2023 unless otherwise stated.

### Characteristics

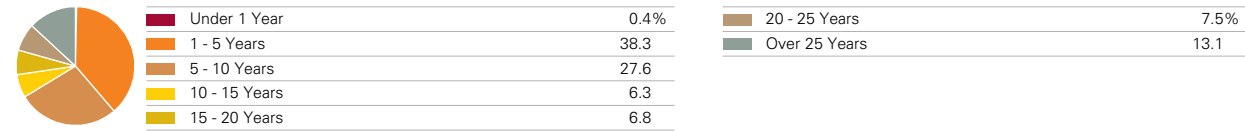
	Fund	Benchmark
Number of bonds	8,563	9,509
Yield to worst	5.03%	5.05%
Average coupon	3.8%	3.7%
Average maturity	10.3 years	10.4 years
Average quality	A-	A-
Average duration	6.9 years	6.9 years
Cash investment*	0.4%	—
Turnover rate	-24%	—

The PTR (Portfolio Turnover Rate) approach considers the total security purchases and sales, the total subscriptions and redemptions and the average net assets of the fund to calculate the turnover figure. Data as at 31 December 2022.


### Market allocation



### Distribution by credit maturity (% of fund)

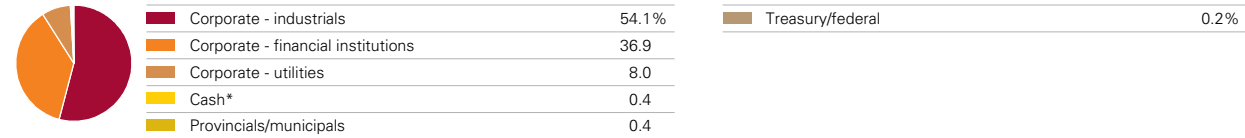


### Distribution by credit quality (% of fund)



Credit-quality ratings for each issue are obtained from Bloomberg using ratings derived from Moody's Investors Service, Fitch Ratings, and Standard & Poor's. When ratings from all three agencies are available, the median rating is used. When ratings are available from two of the agencies, the lower rating is used. When one rating is available, that rating is used.

### Distribution by issuer (% of fund)



\*The allocations are subject to circumstances such as timing differences between trade and settlement dates of underlying securities, that may result in negative weightings. The fund may also employ certain derivative instruments for cash management or risk management purposes that may also result in negative weightings. Allocations are subject to change. Cash includes physical cash on the account, cash like instruments (such as ultra-short term treasury bonds) and derivative instruments.

Source: Vanguard

### Glossary for ETF attributes

The ETF attributes section on the first page contains a number of metrics that professional investors use to value individual securities against a market or index average. These metrics can also be used to value and compare funds to the market by taking the average of all the securities held in the fund and comparing them to those of the fund's benchmark index. We've provided a definition of the terms used for your convenience.

**Average coupon** is the average interest rate paid on the fixed income securities held by a fund. It is expressed as a percentage of face value.

**Average maturity** is the average length of time until fixed income securities held by a fund reach maturity and are repaid, taking into consideration the possibility that the issuer may call the bond before its maturity date. The figure reflects the proportion of fund assets represented by each security; it also reflects any futures contracts held. In general, the longer the average effective maturity, the more a fund's share price will fluctuate in response to changes in market interest rates.

**Average quality** is an indicator of credit risk. This figure is the average of the ratings assigned to a fund's fixed income holdings by credit-rating agencies. The agencies make their judgment after appraising an issuer's ability to meet its obligations. Quality is graded on a scale, with Aaa or AAA indicating the most creditworthy bond issuers.

**Average duration** is an estimate of how much the value of the bonds held by a fund will fluctuate in response to a change in interest rates. To see how the value could change, multiply the average duration by the change in rates. If interest rates rise by 1 percentage point, the value of the bonds in a fund with an average duration of five years would decline by about 5%. If rates decrease by a percentage point, the value would rise by 5%.

**Yield to worst** applies when the portfolio is invested into callable bonds. When it is not the case Yield to worst=Yield to maturity.

# Vanguard USD Corporate Bond UCITS ETF

## (USD) Accumulating - An exchange-traded fund

### Investment risk information

The value of investments, and the income from them, may fall or rise and investors may get back less than they invested.

Funds investing in fixed interest securities carry the risk of default on repayment and erosion of the capital value of your investment and the level of income may fluctuate. Movements in interest rates are likely to affect the capital value of fixed interest securities. Corporate bonds may provide higher yields but as such may carry greater credit risk increasing the risk of default on repayment and erosion of the capital value of your investment. The level of income may fluctuate and movements in interest rates are likely to affect the capital value of bonds.

ETF shares can be bought or sold only through a broker. Investing in ETFs entails stockbroker commission and a bid- offer spread which should be considered fully before investing.

The Funds may use derivatives in order to reduce risk or cost and/or generate extra income or growth. The use of derivatives could increase or reduce exposure to underlying assets and result in greater fluctuations of the Fund's net asset value. A derivative is a financial contract whose value is based on the value of a financial asset (such as a share, bond, or currency) or a market index.

Some funds invest in securities which are denominated in different currencies. Movements in currency exchange rates can affect the return of investments.

For further information on risks please see the "Risk Factors" section of the prospectus on our website at <https://global.vanguard.com>.

### Important information

This is a marketing communication.

For further information on the fund's investment policies and risks, please refer to the prospectus of the UCITS and to the KID before making any final investment decisions. The KID for this fund is available in local languages, alongside the prospectus via Vanguard's website <https://global.vanguard.com/>.

The information contained in this document is not to be regarded as an offer to buy or sell or the solicitation of any offer to buy or sell securities in any jurisdiction where such an offer or solicitation is against the law, or to anyone to whom it is unlawful to make such an offer or solicitation, or if the person making the offer or solicitation is not qualified to do so. The information in this document does not constitute legal, tax, or investment advice. You must not, therefore, rely on the content of this document when making any investment decisions.

Vanguard Funds plc has been approved for offer in Switzerland by the Swiss Financial Market Supervisory Authority (FINMA). The information provided herein does not constitute an offer of Vanguard Funds plc in Switzerland pursuant to FinSA and its implementing ordinance. This is solely an advertisement pursuant to FinSA and its implementing ordinance for Vanguard Funds plc. The Representative and the Paying Agent in Switzerland is BNP Paribas Securities Services, Paris, succursale de Zurich, Selnaustrasse 16, 8002 Zurich. Copies of the Articles of Incorporation, KID, Prospectus, Declaration of Trust, By-Laws, Annual Report and Semiannual Report for these funds can be obtained free of charge from the Swiss Representative or from Vanguard Investments Switzerland GmbH via our website <https://global.vanguard.com/>.

The Manager of Vanguard Funds plc is Vanguard Group (Ireland) Limited. Vanguard Investments Switzerland GmbH is a financial services provider, providing services in the form of purchase and sales according to Art. 3 (c)(1) FinSA. Vanguard Investments Switzerland GmbH will not perform any appropriateness or suitability assessment. Furthermore, Vanguard Investments Switzerland GmbH does not provide any services in the form of advice. Vanguard Funds Series plc has been authorised by the Central Bank of Ireland as a UCITS. Prospective investors are referred to the Funds' prospectus for further information. Prospective investors are also urged to consult their own professional advisors on the implications of making an investment in, and holding or disposing shares of the Funds and the receipt of distributions with respect to such shares under the law of the countries in which they are liable to taxation.

The Indicative Net Asset Value ("iNAV") for Vanguard's ETFs is published on Bloomberg or Reuters. Refer to the Portfolio Holdings Policy at <https://fund-docs.vanguard.com/portfolio-holdings-disclosure-policy.pdf>.

The Manager of the Ireland-domiciled funds may determine to terminate any arrangements made for marketing the shares in one or more jurisdictions in accordance with the UCITS Directive, as may be amended from time to time.

For investors in Ireland-domiciled funds, a summary of investor rights can be obtained via <https://www.ie.vanguard/content/dam/intl/europe/documents/en/vanguard-investors-rights-summary-irish-funds-jan22.pdf> and is available in English, German, French, Spanish, Dutch and Italian.

BLOOMBERG® is a trademark and service mark of Bloomberg Finance L.P. Bloomberg Finance L.P. and its affiliates, including Bloomberg Index Services Limited ("BISL") (collectively, "Bloomberg"), or Bloomberg's licensors own all proprietary rights in the Bloomberg Indices.

The products are not sponsored, endorsed, issued, sold or promoted by "Bloomberg." Bloomberg makes no representation or warranty, express or implied, to the owners or purchasers of the products or any member of the public regarding the advisability of investing in securities generally or in the products particularly or the ability of the Bloomberg Indices to track general bond market performance. Bloomberg shall not pass on the legality or suitability of the products with respect to any person or entity. Bloomberg's only relationship to Vanguard and the products are the licensing of the Bloomberg Indices which are determined, composed and calculated by BISL without regard to Vanguard or the products or any owners or purchasers of the products. Bloomberg has no obligation to take the needs of the products or the owners of the products into consideration in determining, composing or calculating the Bloomberg Indices. Bloomberg shall not be responsible for and has not participated in the determination of the timing of, prices at, or quantities of the products to be issued. Bloomberg shall not have any obligation or liability in connection with the administration, marketing or trading of the products.

SEDOL and SEDOL Masterfile® are registered trademarks of the London Stock Exchange Group PLC  
*SEDOL Data has been provided from the London Stock Exchange's SEDOL Masterfile®.*