

Allianz Climate Transition - IT - EUR

Fund for European equities focusing on climate transition



Investment Objective

The fund invests in the European equity markets with a strong focus on companies that are substantially engaged in the area of climate transition or master the challenges of the climate change. The fund's investment objective is to attain capital growth over the long term.

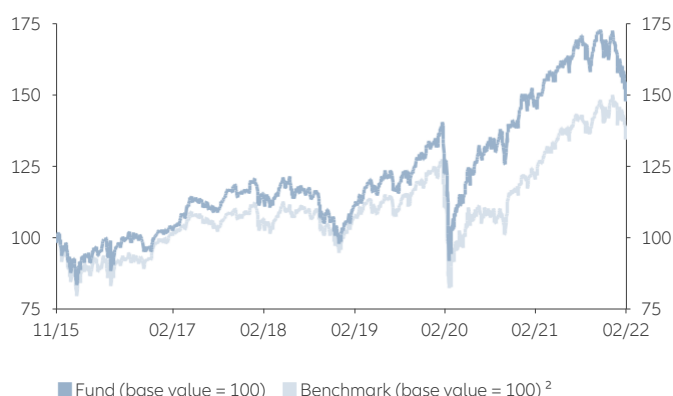


Fund Manager

Christine Clet-Messadi
(since 02/19/2019)

Performance

Since Inception ¹



Annual Performance (%) ¹

	Fund	Benchmark ²
11/23/2015 - 02/29/2016	-7.86	-11.98
02/29/2016 - 02/28/2017	11.40	14.68
02/28/2017 - 02/28/2018	12.29	5.02
02/28/2018 - 02/28/2019	-3.53	1.26
02/28/2019 - 02/29/2020	10.31	3.00
02/29/2020 - 02/28/2021	19.75	8.87
02/28/2021 - 02/28/2022	2.99	15.43

Performance History (%) ¹

	YTD	1M	3M	6M	1Y	3Y	3Y p.a.	5Y	5Y p.a.	S. Inc.	S. Inc. p.a.	2017	2018	2019	2020	2021
Fund	-11.46	-5.25	-7.26	-11.10	2.99	36.04	10.80	47.36	8.06	51.26	6.83	13.78	-13.43	32.69	8.52	18.02
Benchmark ²	-6.11	-3.01	-0.94	-1.95	15.43	29.44	8.98	37.65	6.60	38.94	5.39	10.24	-10.57	26.05	-3.32	25.13

Past performance does not predict future returns.

Key Information

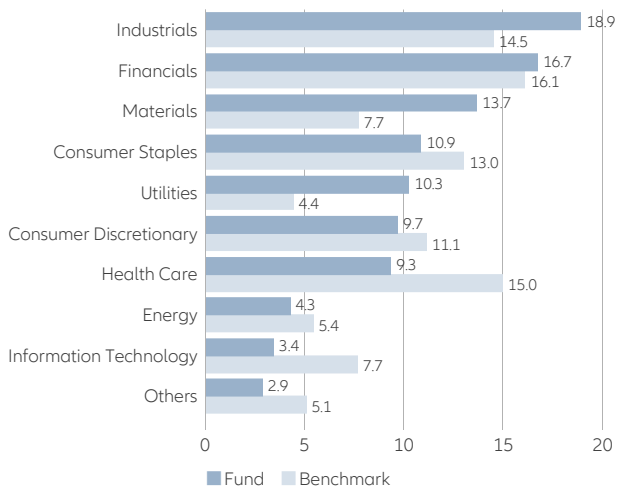
ISIN / German security no.	LU1865150210 / A2N 34F
Bloomberg Ticker / Reuters Ticker	ALCTRIT LX / ALLIANZGI01
Benchmark ²	MSCI Europe Total Return Net (in EUR)
EU SFDR Category ³	Article 8
Management company	Allianz Global Investors GmbH
Investment manager	Allianz Global Investors GmbH, France branch
Custodian bank	State Street Bank International GmbH - Luxembourg branch
Launch date	02/19/2019
Net assets	218.16 mn. EUR
Share class volume	61.46 mn. EUR
Financial year end	9/30/
Min. investment (prospectus)	4,000,000 EUR
Registered for sale in	BE, DE, ES, FR, GB, LU, NL, SE

Risk/ Return Ratios ¹

	3 Years	5 Years
Alpha (%)	1.82	1.46
Beta	0.95	0.96
Coefficient of correlation	0.94	0.94
Information ratio	0.32	0.30
Sharpe ratio ⁴	0.69	0.58
Treynor ratio	11.87	8.79
Tracking error (%)	5.61	4.94
Volatility (%) ⁵	16.41	14.60
Active share (%) ⁶	79.34	

Portfolio Structure ⁷

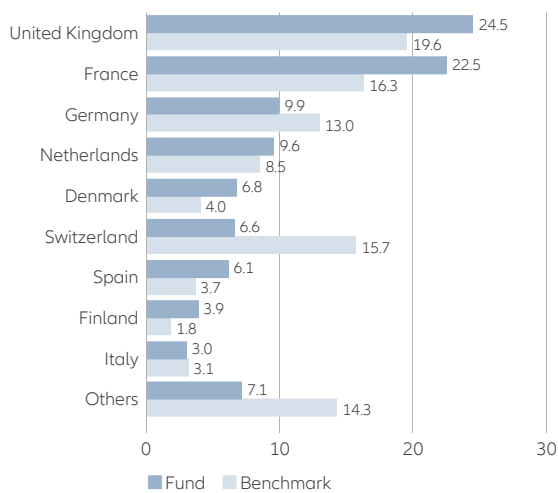
Sector Breakdown (%)



Top 10 Holdings (%)

ASTRAZENECA PLC	3.95
DIAGEO PLC	2.53
BARCLAYS PLC	2.48
UNILEVER PLC	2.46
BNP PARIBAS	2.38
STORA ENSO OYJ-R SHS EUR	2.34
COMPASS GROUP	2.33
IBERDROLA SA	2.30
MUENCHENER RUECKVER AG-REG	2.24
VEOLIA ENVIRONNEMENT	2.15
Total	25.16

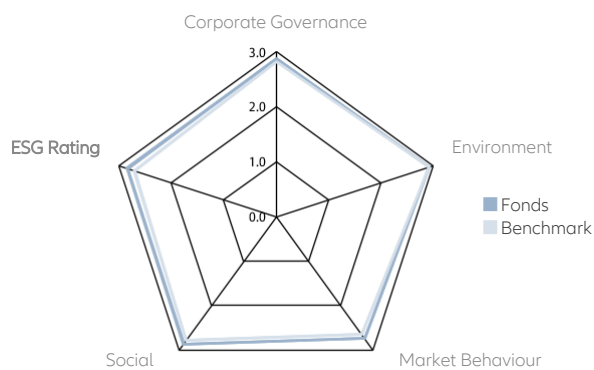
Country/Location Breakdown (%)



Fee Structure

Front-end load (%) ⁸	currently 0.00 (max. 2.00)
All-in fee in % p.a. ⁸	currently 0.95 (max. 1.38)
TER (%) ⁹	0.96

ESG Profile (calculated upon a rated ESG asset area) ¹⁰



ESG Ratings

Fonds	Corporate Governance	2.88
	Environment	2.92
	Market Behaviour	2.74
	Social	2.86
	ESG Rating	2.83
Benchmark	Corporate Governance	2.82
	Environment	2.93
	Market Behaviour	2.65
	Social	2.78
	ESG Rating	2.70

Opportunities

- + High return potential of stocks in the long run
- + Investments specifically in the area of climate transition
- + Broad diversification across numerous securities
- + Possible extra returns through single security analysis and active management
- + Potential currency gains with share classes not hedged against investor currency

Risks

- High volatility of stocks, losses possible. The volatility of fund unit prices may be strongly increased.
- Underperformance of the investment theme possible
- Limited participation in the yield potential of single securities
- Success of single security analysis and active management not guaranteed
- Potential currency losses with share classes not hedged against investor currency

FOR FUND DISTRIBUTORS AND PROFESSIONAL INVESTORS ONLY

- 1) Calculated at the net asset value, excl. front-end load, distributions reinvested. Calculation according to method as defined by BVI, the German Fund Companies Association. **Any front-end loads reduce the capital employed and the performance.** All performance data since 23/11/2015 of Allianz Climate Transition - IT - EUR prior to the launch date, 19/02/2019 refer to another investment fund. This does not imply that Allianz Climate Transition - IT - EUR will experience a similar performance in the future. All share classes/investment funds mentioned above are based on the same investment objectives and strategies as well as risk profiles and fee structures. Past performance is not a reliable indicator of future results.
- 2) Benchmark history: until 18/02/2019 MSCI Europe Total Return Net (in EUR)
- 3) SFDR: EU Sustainable Finance Disclosure Regulation. Information accurate at time of publishing.
- 4) The Sharpe ratio states the relationship between the return generated by the fund and the investment risk. The fund's excess return versus the risk-free market rate is compared to volatility. Negative values are not meaningful.
- 5) Volatility measures the fluctuation range of the fund's performance over a specified period of time.
- 6) Measure of the proportion of fund assets that is invested differently from the benchmark.
- 7) This is for guidance only and not indicative of future allocation.
- 8) If the acquisition of Fund units is subject to a sales charge, up to 100% of such sales charge may be collected by the distributor; the exact amount shall be mentioned by the distributor as part of the investment advisory process. This also applies to any payment by the Management Company of an ongoing distribution fee from the all-in fee to the distributor. The all-in fee includes the expenses previously called management, administration and distribution fees.
- 9) TER generally: Total cost (except transaction costs) charged to the fund during the last financial year. TER for funds-of-funds: The costs incurred by the fund itself (except transaction costs). Since the fund held other investment units ("target funds") in the reporting period, further costs, charges and fees may have been incurred at the level of the target fund.
- 10) Notation scale from 0 to 4. At least 100% of portfolio assets must comply with our human rights standards (an ex ante filter is applied) and at least 95% of portfolio asset must have an ESG rating of 2 or more (the ESG rating being calculated on the basis of a weighted average of the other four criteria – weightings varying according to the sector of the issuer).

Disclaimer

Investing involves risk. The value of an investment and the income from it may fall as well as rise and investors might not get back the full amount invested. Allianz Climate Transition is a sub-fund of Allianz Global Investors Fund SICAV, an open-ended investment company with variable share capital organised under the laws of Luxembourg. The value of the units/shares which belong to the Unit/Share Classes of the Sub-Fund that are denominated in the base currency may be subject to a strongly increased volatility. The volatility of other Unit/Share Classes may be different. Past performance does not predict future returns. If the currency in which the past performance is displayed differs from the currency of the country in which the investor resides, then the investor should be aware that due to the exchange rate fluctuations the performance shown may be higher or lower if converted into the investor's local currency. This is for information only and not to be construed as a solicitation or an invitation to make an offer, to conclude a contract, or to buy or sell any securities. The products or securities described herein may not be available for sale in all jurisdictions or to certain categories of investors. This is for distribution only as permitted by applicable law and in particular not available to residents and/or nationals of the USA. The investment opportunities described herein do not take into account the specific investment objectives, financial situation, knowledge, experience or specific needs of any particular person and are not guaranteed. The Management Company may decide to terminate the arrangements made for the marketing of its collective investment undertakings in accordance with applicable de-notification regulation. The views and opinions expressed herein, which are subject to change without notice, are

those of the issuer companies at the time of publication. The data used is derived from various sources, and assumed to be correct and reliable at the time of publication. The conditions of any underlying offer or contract that may have been, or will be, made or concluded, shall prevail. For a free copy of the sales prospectus, incorporation documents, daily fund prices, key investor information, latest annual and semi-annual financial reports, contact the management company Allianz Global Investors GmbH in the fund's country of domicile, Luxembourg, or the issuer at the address indicated below or regulatory.allianzgi.com. Austrian investors may also contact the Austrian information agent Allianz Investmentbank AG, Hietzinger Kai 101-105, A-1130 Vienna. Please read these documents, which are solely binding, carefully before investing. This is a marketing communication issued by Allianz Global Investors GmbH, www.allianzgi.com, an investment company with limited liability, incorporated in Germany, with its registered office at Bockenheimer Landstrasse 42-44, 60323 Frankfurt/M, registered with the local court Frankfurt/M under HRB 9340, authorised by Bundesanstalt für Finanzdienstleistungsaufsicht (www.bafin.de). Allianz Global Investors GmbH has established branches in the United Kingdom, France, Italy, Spain, Luxembourg, Sweden, Belgium and the Netherlands. Contact details and information on the local regulation are available here (www.allianzgi.com/Info). The Summary of Investor Rights is available in English, French, German, Italian and Spanish at <https://regulatory.allianzgi.com/en/investors-rights>. The duplication, publication, or transmission of the contents, irrespective of the form, is not permitted; except for the case of explicit permission by Allianz Global Investors GmbH.