

# iShares \$ Treasury Bond 3-7yr UCITS ETF EUR Hedged (Dist)

## December Factsheet

Performance, Portfolio Breakdowns, Net Asset information as at: 31-Dec-2023

All other data as at: 11-Jan-2024

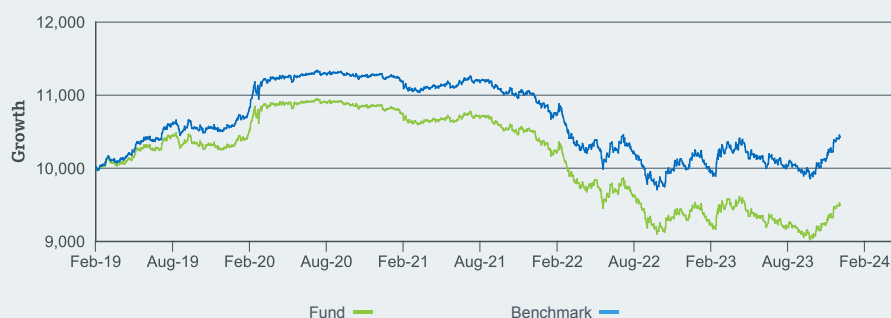
The Fund seeks to track the performance of an index composed of US Dollar denominated government bonds issued by the US Treasury.

### KEY BENEFITS

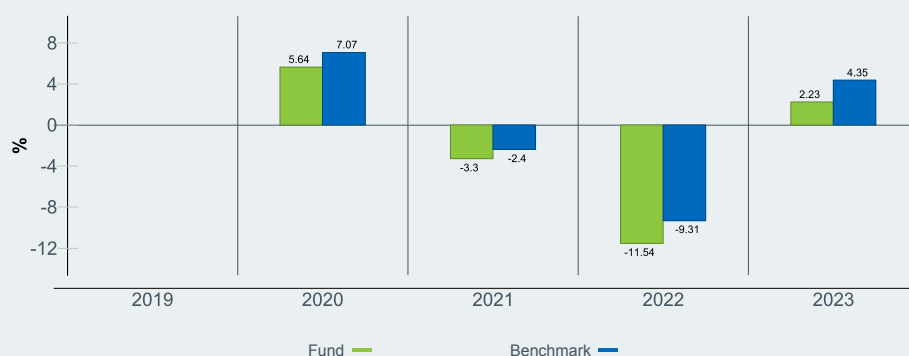
- 1 Targeted exposure to medium-term US treasuries
- 2 Direct investment in government bonds
- 3 Single country government bond exposure

**KEY RISKS:** Credit risk, changes to interest rates and/or issuer defaults will have a significant impact on the performance of fixed income securities. Potential or actual credit rating downgrades may increase the level of risk. Investment risk is concentrated in specific sectors, countries, currencies or companies. This means the Fund is more sensitive to any localised economic, market, political or regulatory events. Credit Risk: The issuer of a financial asset held within the Fund may not pay income or repay capital to the Fund when due. Liquidity Risk: Lower liquidity means there are insufficient buyers or sellers to allow the Fund to sell or buy investments readily. Counterparty Risk: The insolvency of any institutions providing services such as safekeeping of assets or acting as counterparty to derivatives or other instruments, may expose the Fund to financial loss.

### GROWTH OF HYPOTHETICAL 10,000 EUR SINCE INCEPTION



### Calendar Year Returns



The figures shown relate to past performance. Past performance is not a reliable indicator of future results and should not be the sole factor of consideration when selecting a product or strategy. Share Class and Benchmark performance displayed in EUR, hedged fund benchmark performance is displayed in USD. Performance is shown on a Net Asset Value (NAV) basis, with gross income reinvested where applicable. Performance data is based on the net asset value (NAV) of the ETF which may not be the same as the market price of the ETF. Individual shareholders may realize returns that are different to the NAV performance. The return of your investment may increase or decrease as a result of currency fluctuations if your investment is made in a currency other than that used in the past performance calculation. **Source:** BlackRock

**iShares®**  
by **BLACKROCK®**

**CAPITAL AT RISK:** The value of investments and the income from them can fall as well as rise and are not guaranteed. Investors may not get back the amount originally invested.

### KEY FACTS

Asset Class	Fixed Income
Fund Base Currency	USD
Share Class Currency	EUR
Fund Launch Date	03-Jun-2009
Share Class Launch Date	25-Feb-2019
Benchmark	IDC US Treasury 3-7 Year Index (4PM) (USD)
ISIN	IE00BGPP6473
Total Expense Ratio	0.10%
Distribution Type	Semi-Annual
Domicile	Ireland
Methodology	Sampled
Product Structure	Physical
Rebalance Frequency	Monthly
UCITS	Yes
Use of Income	Distributing
Management Company	iShares VII plc

Net Assets of Fund	USD 6,806,881,670
Net Assets of Share Class	EUR 966,742,259
Number of Holdings	87
Shares Outstanding	220,369,861
Benchmark Ticker	IDCOT3
Distribution Yield	2.66%
Fund Type	UCITS

### TOP HOLDINGS (%)

TREASURY NOTE	2.25
US TREASURY N/B	2.14
TREASURY NOTE (OLD)	1.66
TREASURY NOTE	1.64
TREASURY NOTE	1.58
TREASURY NOTE	1.55
TREASURY NOTE	1.49
TREASURY NOTE	1.47
TREASURY NOTE	1.46
TREASURY NOTE	1.44
	16.68

Holdings are subject to change.

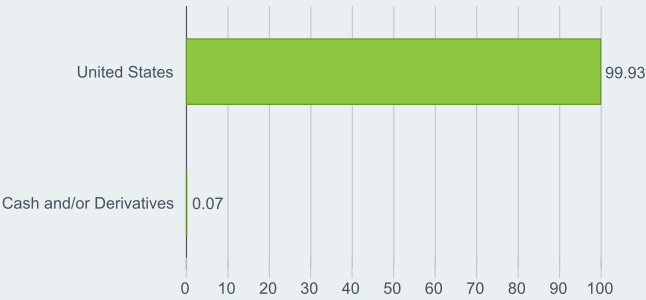
PORTFOLIO CHARACTERISTICS

Weighted Average Maturity	4.79 Years
Weighted Average Coupon	2.42%
Weighted Average Yield To Maturity	3.91%
Effective Duration	4.41 Years

DEALING INFORMATION

Exchange	Xetra
Ticker	CBUE
Bloomberg Ticker	CBUE GY
RIC	CBUE.DE
SEDOL	BGPP647
Trading Currency	EUR

GEOGRAPHIC BREAKDOWN (%)



Geographic exposure relates principally to the domicile of the issuers of the securities held in the product, added together and then expressed as a percentage of the product's total holdings. However, in some instances it can reflect the location where the issuer of the securities carries out much of their business.

## SUSTAINABILITY CHARACTERISTICS

Sustainability Characteristics can help investors integrate non-financial, sustainability considerations into their investment process. These metrics enable investors to evaluate funds based on their environmental, social, and governance (ESG) risks and opportunities. This analysis can provide insight into the effective management and long-term financial prospects of a fund.

The metrics below have been provided for transparency and informational purposes only. The existence of an ESG rating is not indicative of how or whether ESG factors will be integrated into a fund. The metrics are based on MSCI ESG Fund Ratings and, unless otherwise stated in fund documentation and included within a fund's investment objective, do not change a fund's investment objective or constrain the fund's investable universe, and there is no indication that an ESG or Impact focused investment strategy or exclusionary screens will be adopted by a fund. For more information regarding a fund's investment strategy, please see the fund's prospectus.

<b>MSCI ESG Fund Rating (AAA-CCC)</b>	A	<b>MSCI ESG Quality Score (0-10)</b>	5.72
<b>MSCI ESG Quality Score - Peer Percentile</b>	87.18%	<b>MSCI ESG % Coverage</b>	99.98%
<b>Fund Lipper Global Classification</b>	Bond USD Government	<b>MSCI Weighted Average Carbon Intensity (Tons CO2E/\$M SALES)</b>	4.37
<b>Funds in Peer Group</b>	156		

All data is from MSCI ESG Fund Ratings as of **21 Dec 2023**, based on holdings as of **30 Nov 2023**. As such, the fund's sustainable characteristics may differ from MSCI ESG Fund Ratings from time to time.

To be included in MSCI ESG Fund Ratings, 65% (or 50% for bond funds and money market funds) of the fund's gross weight must come from securities with ESG coverage by MSCI ESG Research (certain cash positions and other asset types deemed not relevant for ESG analysis by MSCI are removed prior to calculating a fund's gross weight; the absolute values of short positions are included but treated as uncovered), the fund's holdings date must be less than one year old, and the fund must have at least ten securities.

## ESG GLOSSARY:

**MSCI ESG Fund Rating (AAA-CCC):** The MSCI ESG Rating is calculated as a direct mapping of ESG Quality Scores to letter rating categories (e.g. AAA = 8.6-10). The ESG Ratings range from leader (AAA, AA), average (A, BBB, BB) to laggard (B, CCC).

**MSCI ESG Quality Score - Peer Percentile:** The fund's ESG Percentile compared to its Lipper peer group.

**Fund Lipper Global Classification:** The fund peer group as defined by the Lipper Global Classification.

**Funds in Peer Group:** The number of funds from the relevant Lipper Global Classification peer group that are also in ESG coverage.

**MSCI ESG Quality Score (0-10):** The MSCI ESG Quality Score (0 - 10) for funds is calculated using the weighted average of the ESG scores of fund holdings. MSCI rates underlying holdings according to their exposure to industry specific ESG risks and their ability to manage those risks relative to peers.

**MSCI ESG % Coverage:** Percentage of the fund's holdings for which the MSCI ESG ratings data is available. The MSCI ESG Fund Rating, MSCI ESG Quality Score and MSCI ESG Quality Score – Peer Percentile metrics are displayed for funds with at least 65% coverage (or 50% for bond funds and money market funds).

**MSCI Weighted Average Carbon Intensity (Tons CO2E/\$M SALES):** Measures a fund's exposure to carbon intensive companies. This figure represents the estimated greenhouse gas emissions per \$1 million in sales across the fund's holdings. This allows for comparisons between funds of different sizes.

**MSCI Weighted Average Carbon Intensity % Coverage:** Percentage of the fund's holdings for which MSCI Carbon Intensity data is available. The MSCI Weighted Average Carbon Intensity metric is displayed for funds with any coverage. Funds with low coverage may not fully represent the fund's carbon characteristics given the lack of coverage.

## IMPORTANT INFORMATION:

Certain information contained herein (the "Information") has been provided by MSCI ESG Research LLC, a RIA under the Investment Advisers Act of 1940, and may include data from its affiliates (including MSCI Inc. and its subsidiaries ("MSCI")), or third party suppliers (each an "Information Provider"), and it may not be reproduced or disseminated in whole or in part without prior written permission. The Information has not been submitted to, nor received approval from, the US SEC or any other regulatory body. The Information may not be used to create any derivative works, or in connection with, nor does it constitute, an offer to buy or sell, or a promotion or recommendation of, any security, financial instrument or product or trading strategy, nor should it be taken as an indication or guarantee of any future performance, analysis, forecast or prediction. Some funds may be based on or linked to MSCI indexes, and MSCI may be compensated based on the fund's assets under management or other measures. MSCI has established an information barrier between equity index research and certain Information. None of the Information in and of itself can be used to determine which securities to buy or sell or when to buy or sell them. The Information is provided "as is" and the user of the Information assumes the entire risk of any use it may make or permit to be made of the Information. Neither MSCI ESG Research nor any Information Party makes any representations or express or implied warranties (which are expressly disclaimed), nor shall they incur liability for any errors or omissions in the Information, or for any damages related thereto. The foregoing shall not exclude or limit any liability that may not by applicable law be excluded or limited.

## GLOSSARY

**Total Expense Ratio (TER):** A measure of the total costs associated with managing and operating a fund. The TER consists primarily of the management fee plus other expenses such as trustee, custody, or operating expenses. It is expressed as a percentage of the fund's total net asset value.

**Distribution yield:** The distribution yield represents the ratio of distributed income over the last 12 months to the fund's current Net Asset Value.

**Effective Duration:** is a measure of the potential impact on a bond or portfolio price of a 1% change in interest rates across all maturities. It takes into account the possible changes in expected bond cash flows for bonds with embedded optionality (for example the bond issuer's right to redeem bonds at a pre-determined price on certain dates) due to the 1% change in rates.

**Product Structure:** Indicates whether the fund buys the actual underlying securities in the index (i.e. Physical) or whether the fund gains exposure to those securities by buying derivatives, such as swaps (known as 'Synthetic'). Swaps are a form of contract that promises to provide the return of the security to the fund, but the fund does not hold the actual security. This can introduce a risk that the counterparty defaults on the "promise" or contract.

**Weighted Average Maturity (WAM):** A bond's maturity is the length of time until the principal amount of the bond is to be repaid. WAM of the ETF is calculated as the average of the underlying bonds' maturities, adjusted to take account of their relative weight (size) within the fund.

**Weighted Average Coupon (WAC):** The coupon is the annual interest rate paid by a bond issuer on the face value of the bond. WAC of the ETF is calculated as the average of the underlying bonds' coupon rates, adjusted to take account of their relative weight (size) within the fund.

**Methodology:** Indicates whether the product is holding all index securities in the same weight as the index (replicating) or whether an optimized subset of index securities is used (optimized/sampled) in order to efficiently track index performance.

**Weighted Average Yield to Maturity:** The rate of return anticipated on a bond, if it is held until maturity. Yield to Maturity of the ETF is calculated as the average of the underlying bonds' yields, adjusted to take account of their relative weight (size) within the fund.

**Want to learn more?**  [latamiberia@blackrock.com](mailto:latamiberia@blackrock.com)

 [www.blackrock.com/latamiberia](http://www.blackrock.com/latamiberia)

## IMPORTANT INFORMATION:

BlackRock Advisors (UK) Limited, which is authorized and regulated by the Financial Conduct Authority ('FCA'), registered office at 12 Throgmorton Avenue, London, EC2N 2DL. Tel: +44 (0) 20 7743 3000. For your protection, calls are usually recorded. iShares plc, iShares II plc, iShares III plc, iShares IV plc, iShares V plc, iShares VI plc and iShares VII plc (together 'the Companies') are open-ended investment companies with variable capital having segregated liability between their funds organized under the laws of Ireland and authorized by the Central Bank of Ireland.

Capital at risk. The value of investments and the income from them can fall as well as rise and are not guaranteed. Investors may not get back the amount originally invested. Past performance is not a reliable indicator of current or future results and should not be the sole factor of consideration when selecting a product or strategy. Changes in the rates of exchange between currencies may cause the value of investments to diminish or increase. Fluctuation may be particularly marked in the case of a higher volatility fund and the value of an investment may fall suddenly and substantially. Levels and basis of taxation may change from time to time. BlackRock has not considered the suitability of this investment against your individual needs and risk tolerance. The data displayed provides summary information. Investment should be made on the basis of the relevant Prospectus which is available from the manager. In respect of the products mentioned this document is intended for information purposes only and does not constitute investment advice or an offer to sell or a solicitation of an offer to buy the securities described within. This document may not be distributed without authorisation from BlackRock.

This material has been produced by BlackRock® for educational purposes only and does not constitute investment advice, or an offer or solicitation to sell or a solicitation of an offer to buy any shares of any iShares ETFs (nor shall any such shares be offered or sold to any person) in any jurisdiction in which an offer, solicitation, purchase or sale would be unlawful under the securities laws of that jurisdiction. Most of the protections provided by the UK regulatory system do not apply to the operation of the Companies, and compensation will not be available under the UK Financial Services Compensation Scheme on its default. The Companies are recognized schemes for the purposes of the Financial Services and Markets Act 2000.

Before investing, you should consider the investment objectives, charges and expenses and the variety of risks (in addition to those described in the risk sections) of any applicable issuance documents.

In respect of the products mentioned this document is intended for information purposes only and does not constitute investment advice or an offer to sell or a solicitation of an offer to buy the securities described within. This document may not be distributed without authorisation from the manager.

Bloomberg® is a trademark and service mark of Bloomberg Finance L.P. (collectively with its affiliates, "Bloomberg"). Barclays® is a trademark and service mark of Barclays Bank Plc (collectively with its affiliates, "Barclays"), used under license. Bloomberg or Bloomberg's licensors, including Barclays, own all proprietary rights in the Bloomberg Barclays Indices. Neither Bloomberg nor Barclays are affiliated with BlackRock Fund Advisors or its affiliates, and neither Bloomberg nor Barclays approves, endorses, reviews, or recommends the iShares ETFs. Neither Bloomberg nor Barclays guarantees the timeliness, accurateness, or completeness of any data or information relating to IDC US Treasury 3-7 Year Index (4PM) (USD). Neither Bloomberg nor Barclays shall be liable in any way to the BlackRock Fund Advisors or its affiliates, investors in the iShares ETFs or to other third parties in respect of the use or accuracy of the IDC US Treasury 3-7 Year Index (4PM) (USD) or any data included therein.

© 2024 BlackRock, Inc. All Rights reserved. BLACKROCK, BLACKROCK SOLUTIONS, iSHARES, BUILD ON BLACKROCK, SO WHAT DO I DO WITH MY MONEY are registered and unregistered trademarks of BlackRock, Inc. or its subsidiaries in the United States and elsewhere. All other trademarks are those of their respective owners. © Morningstar. All Rights Reserved. The information, data, analyses, and opinions contained herein (1) include the proprietary information of Morningstar, (2) may not be copied or redistributed, (3) do not constitute investment advice offered by Morningstar, (4) are provided solely for informational purposes and therefore are not an offer to buy or sell a security, and (5) are not warranted to be correct, complete, or accurate. Morningstar shall not be responsible for any trading decisions, damages, or other losses resulting from, or related to, this information, data, analyses, or opinions or their use. LA-0544