



## EUROPE CLIMATE CARBON OFFSET PLAN STRATEGY

### ESG, CARBON FOOTPRINT & ENERGY TRANSITION FACTSHEET

MARKETING COMMUNICATION | FOR PROFESSIONAL CLIENTS ONLY | APRIL 2023

## KEY INDICATORS


THE STRATEGY OF THE THEAM QUANT EUROPE CLIMATE CARBON OFFSET PLAN (THE "FUND") IS IMPLEMENTED VIA THE INDEX

	Index <sup>1</sup>	Comparative index <sup>2</sup>
<b>ESG Score (overall, 0-100):</b>	<b>59.36</b>	54.50
Environmental	<b>64.68</b>	57.43
Social	<b>56.79</b>	51.66
Governance	<b>60.29</b>	57.39
<b>Critical Controversies<sup>3</sup> Involvement (% of portfolio)</b>	<b>0.00%</b>	11.10%
<b>Energy Transition Score<sup>4</sup> (0-100)</b>	<b>65.25</b>	56.50
<b>Financed Carbon Footprint (tons of CO<sub>2</sub> per million invested)</b>	<b>32.88</b>	78.80

<sup>1</sup>Index is BNP Paribas Equity Europe Select Climate Care NTR Index. <sup>2</sup>Comparative index is STOXX Europe 600 NTR Index and is the Fund's official benchmark. For the financial comparison of the index please refer to the fund fact sheet available [here](#). <sup>3</sup>Concerning the environment, International Labour Organisation conventions and the International Bill of Human Rights. <sup>4</sup>The Energy Transition Score reflects the quality of a company's strategic management to address risks and opportunities associated with the transition to a low carbon economy. Source: Moody's ESG Solutions, as of end of April 2023. Past performance is not a reliable indicator of future results.

## DISPUTABLE ACTIVITIES INVOLVEMENT

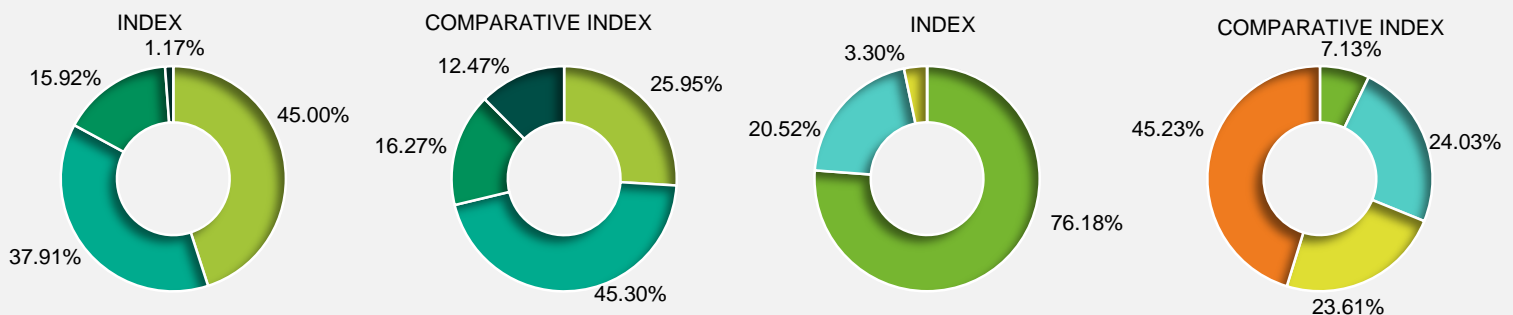
% OF PORTFOLIO ALLOCATION



Source: Moody's ESG Solutions, as of end of April 2023. For illustrative purposes only.

## CARBON FOOTPRINT & ENERGY TRANSITION STRATEGY


% OF PORTFOLIO ALLOCATION



CO <sub>2</sub> emissions intensity	Tons of CO <sub>2</sub> equivalent
Moderate	<100 000
Significant	>=100 000 & <1 000 000
High	>=1 000 000 & <10 000 000
Intense	>=10 000 000

Energy transition strategy	Energy transition score
Advanced	60 - 100
Robust	50 - 59
Limited	30 - 49
Weak	0 - 29

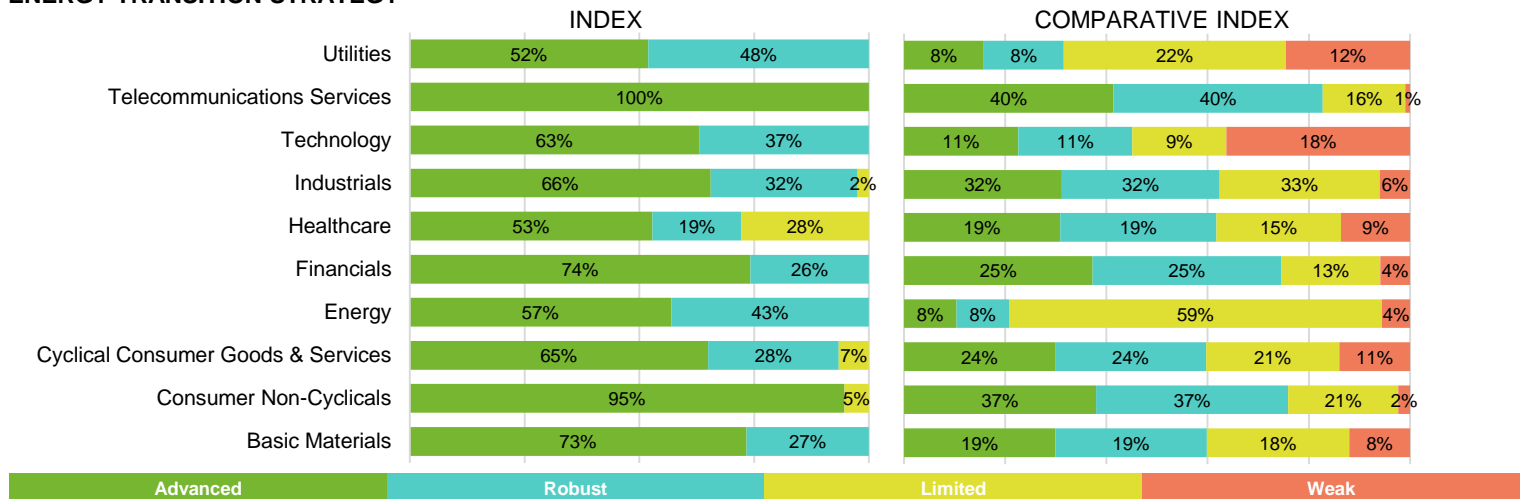
Source: Moody's ESG Solutions, as of end of April 2023. Past performance is not a reliable indicator of future results.



## SECTOR BREAKDOWN

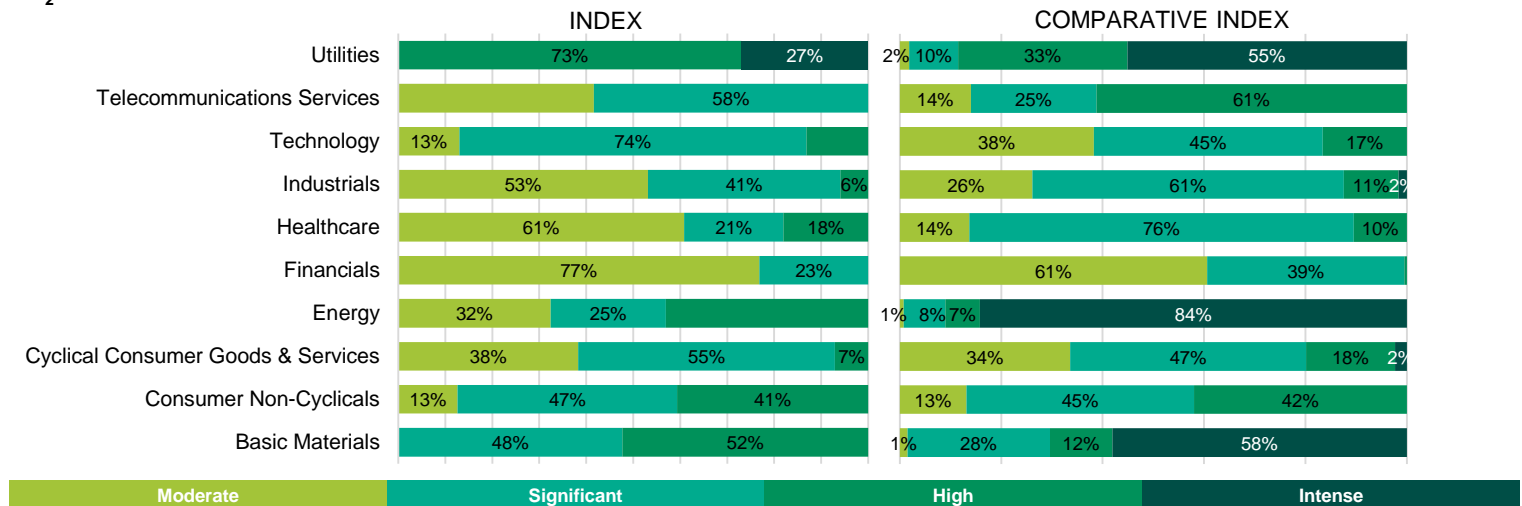
% OF ALLOCATION WITHIN EACH SECTOR

### ENERGY TRANSITION STRATEGY



Source: Moody's ESG Solutions, as of end of April 2023. Past performance is not a reliable indicator of future results.

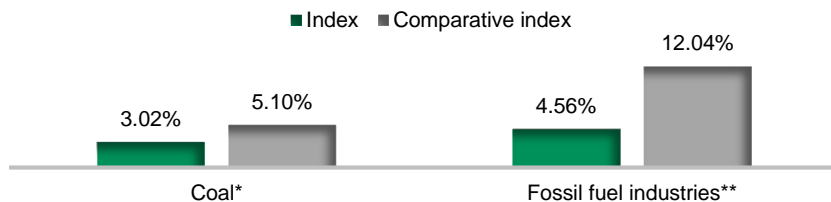
### CO<sub>2</sub> EMISSIONS INTENSITY



Source: Moody's ESG Solutions, as of end of April 2023. Past performance is not a reliable indicator of future results.

## ZOOM IN ON COAL AND FOSSIL FUEL INDUSTRIES

% OF PORTFOLIO ALLOCATION



\*Coal involvement covers both coal and thermal coal mining with the use of coal in power generation.


\*\*Fossil fuel involvement covers companies within the fossil fuel industry, with revenues from fossil fuel or with fossil fuel reserves.

Source: Moody's ESG Solutions, as of end of April 2023. For illustrative purposes only.

Companies in the Index with major involvement in coal and fossil fuels	ISIN	Weight	TRBC Sector	Difference in ESG score vs overall sector in comparative index	Energy transition strategy
ENEL	IT0003128367	1.17%	Utilities	+13	Advanced
SSE	GB0007908733	1.08%	Utilities	+5	Advanced
DRAX GROUP	GB00B1VNSX38	0.98%	Utilities	0	Robust
UPM-KYMMENE	FI0009005987	0.86%	Basic Materials	+11	Advanced
GALP ENERGIA SGPS	PTGAL0AM0009	0.47%	Energy	+7	Robust

The companies with a major involvement in the coal and fossil fuel activities are companies with robust and advanced energy transition scores or stronger ESG scores / lower carbon footprint in their sector.


Source: Moody's ESG Solutions, as of end of April 2023. Past performance is not a reliable indicator of future results.



Learn more  
ABOUT

GLOBAL MARKETS

<https://aboutglobalmarkets.bnpparibas.com/>





## FUND'S CARBON OFFSET FIGURES

- BNP PARIBAS ASSET MANAGEMENT France assesses the carbon footprint of companies (Scope 1 & 2) each quarter, taking into account the composition of the BNP Paribas Equity Europe Select Climate Care NTR Index to determine the amount of Verified Emission Reduction certificates (VERs) necessary for offsetting the carbon emissions. VERs are purchased from the Kasigau Corridor REDD+ project in Kenya, chosen for its environmental and social impact.
- BNP PARIBAS ASSET MANAGEMENT France then calculates the carbon footprint of the Fund, this being the carbon footprint of the exposure to the climate care investment strategy, at the beginning of each quarter, based on the average assets under management of the fund over the previous quarter (note that the carbon footprint reported below may differ from the Financed Carbon Footprint found in the Key Indicators section, due to different carbon data providers).

**Estimated carbon footprint of the Fund for the current quarter**  
(tons of CO<sub>2</sub> per million invested for 1 year)

**27**

**Estimated cost of VERs necessary to offset the fund's carbon footprint**  
(expressed as annual percentage of the fund's net asset value)

**0.05%**

Source: BNP PARIBAS Asset Management France, as of end of April 2023. Past performance is not a reliable indicator of future results.

The estimated carbon footprint offset of the Fund (for a year) can be illustrated as equivalent to the emissions of:

**4**

Driving a car



times around the world

**27**



Passengers flying from London to New-York

**11**



EU households annual electricity consumption

Source: BNP Paribas Global Markets. For illustrative purposes only.

## CARBON OFFSET PROJECT'S ACHIEVEMENTS

### THE KASIGAU CORRIDOR REDD+\* PROJECT (THE "PROJECT")

So far, in 2022, wildlife sightings are on the rise across the corridor, including Elephants, Lions, Leopards, Cheetahs and Grevy's Zebras. The expanded use of a new monitoring app yields the opportunity for rangers to collect and share data in real time across the project zone using mobile phones in a secure cloud-based system. The greenhouses are full with thousands of indigenous trees for deforestation and teams are working to graft different fruit varieties to produce diverse multi-fruit trees. The eco-charcoal factory has produced more than 3450 briquettes for the community and is testing new processes for developing smaller, more energy efficient products.

#### Highlights for 2022 include:

- **The continuous monitoring** of wildlife populations across the Kasigau Corridor is a core element of the project's theory of change. Wildlife Works has established various wildlife monitoring protocols, including: the quarterly KCRP road transects, the monthly aerial transects, the anecdotal daily logs and the Rukinga sanctuary camera traps.
- **The Cluey App** has been developed by Sensing Clues in collaboration with a team of wildlife conservation organizations including Wildlife Works. This application enables rangers to easily register any field observations (including wildlife sightings, illegal activities, infrastructure and threats), share data and work both online and offline through areas of limited network coverage.
- **Wildlife encounters are rising.** 5257 encounters were recorded within Q1-Q2 2022. High conservation value species continue to thrive in the corridor, with elephants having been encountered most frequently. A general increase in encounters has been observed across the corridor in recent years.

Source: Wildlife Works, Q2 2022.

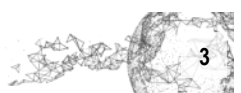
\* REDD stands for Reducing Emissions from Deforestation and Forest Degradation. The plus sign relates to additional benefits for the local community and biodiversity.



Learn more  
ABOUT

**GLOBAL MARKETS**

<https://aboutglobalmarkets.bnpparibas.com/>



## CARBON OFFSET PROJECT'S ACHIEVEMENTS

### THE KASIGAU CORRIDOR REDD+ PROJECT

- **Greenhouse initiative continues to thrive.** The Wildlife Works Greenhouse initiative runs a seedling and tree nursery program as a means of increasing forest cover in sites of degradation within the project zone. A total of 57,682 indigenous tree seedlings were purchased in Q1-Q2 2022, with a monthly average of 38,436 trees growing within the greenhouses at any given time. The initiative also hosted 30 visiting groups, including community groups, NGOs, primary schools, secondary schools, tertiary institutions and women groups; totalling 455 participants in this period.
- **Stock of more than 15,000 fruit seedlings.** The Wildlife Works greenhouse currently holds a large stock of seedlings. The majority of the fruit trees are drought tolerant, an important factor required to ensure food security for the community in years to come. The team is also working to graft (or fuse) high yield fruit varieties onto regular varieties, thus improving yields by enabling single trees to produce a variety of different fruits rather than a single type.
- **Sustainable charcoal** is being tested and produced across 296 plots. The charcoal is sold at a reasonable price 10Ksh (\$0.08 USD) per briquette, outcompeting the price of traditional, unsustainable charcoal. Within the last two quarters, 82% of the briquettes produced have already been sold to individuals, organizations and schools within the project zone.

Source: Wildlife Works, Q2 2022.

## CARBON OFFSET PROJECT'S IMPACT OVER TIME

### THE KASIGAU CORRIDOR REDD+ PROJECT



#### FOREST IMPACTS

- Protects over 200,000 hectares of dryland forest
- 18,300,000 tonnes of GHG emissions avoided to date




#### WILDLIFE IMPACTS

- Over 11,000 wild elephants live in the Tsavo Conservation Area / Tsavo-Mkomazi ecosystem (2000+ of those elephants call the project area home)
- Home to important populations of IUCN Red List species, including African Elephants, African Wild Dog, Cheetah, Grevy's Zebra and Lion
- Over 10,500 vehicle and walking patrols undertaken since 2012 by the Wildlife Works rangers in six Base Stations
- Aerial patrol teams have completed over 1,200 flight days since 2015, covering nearly 260,000 km over the entire Project Area and surrounding areas



#### COMMUNITY IMPACTS

- 50,000 community members with access to drinking water from improved harvesting and pipelines
- Over 370 locally-hired workers, and 30% of whom are women; one of the largest employers in the County
- Directly touched the lives of 120,000 people living in the area through investments in health, education, water and other infrastructure, income-generating enterprise, and direct job creation
- Over 26,000 students have been student bursaries from the project, totaling \$1,200,000 in the project zone




Source : Wildlife works, Q2 2022. 1 Wildlife Works Carbon computes this figure based on the VM0009 Methodology and their field plots, which is then verified by independent auditors accredited by VCS/CCB or VERRA. Verified GHG emissions based on the latest report published.



Learn more  
**ABOUT GLOBAL MARKETS**

<https://aboutglobalmarkets.bnpparibas.com/>





FUND’S DETAILS

Fund Name	Management Company	Type of Fund	Share Class	ISIN	Bloomberg Ticker	Ongoing Charges*	SRI**
<a href="#">THEAM Quant Europe Climate Carbon Offset Plan</a>	BNP PARIBAS ASSET MANAGEMENT France	FCP UCITS (eligible for PEA)	I EUR	FR0013397734	TQECCCI FP	0.82%	4
			J EUR	FR0013397742	TQECCJ FP	0.60%	4

Following the Sustainable Finance Disclosure Regulation (SFDR), the Fund is categorised under Article 8. Under this new regulation, financial entities such as BNP Paribas Asset Management who sell products into the EU are required to classify the products they manufacture or advise into three categories:

- Products with sustainable investment objective (Article 9)
- Products promoting environmental or social characteristics (Article 8)
- Non-sustainable products (Article 6)

\* For more information of all share classes available, please consult the prospectus available [here](#).  
\*\* Summary Risk Indicator. On a scale 1 (lowest risk) to 7 (highest risk), the higher the risk, the longer the recommended investment horizon. For further information, and in particular the risks of the product, please refer to the prospectus and KID (Key Information Document) of the Fund.

The investments in the Fund are subject to market fluctuations and the risks inherent in investments in securities. The value of investments and the income they generate may go down as well as up and it is possible that investors will not recover their initial outlay, the funds described being at risk of capital loss. For a complete description and definition of risks, please consult the last available prospectus and KID of the Fund.

DISCLAIMER

Legal Notice: This document/communication may contain “Research” as defined under MiFID II unbundling rules; any such Research is intended either (i) for those firms who are in scope of the MiFID II unbundling rules and have signed up to a BNP Paribas Global Markets Research package, or (ii) for firms that are out of scope of the MiFID II unbundling rules and therefore are not required to pay for Research under MiFID II. Please note that it is your firm’s responsibility to ensure that you do not view or use any Research in this document if your firm has not signed up to a BNP Paribas Global Markets Research package, unless your firm is out of scope of the MiFID II unbundling rules. This document may also be regarded as a minor non-monetary benefit (MNMB) and it is your firm’s responsibility to consider its own regulatory obligations in relation to inducements and accepting MNMBs. This document is CONFIDENTIAL AND FOR DISCUSSION PURPOSES ONLY; it constitutes a marketing communication and has been prepared by a Sales and Marketing function within BNP Paribas and/or its subsidiaries or affiliates (collectively “we” or “BNP Paribas”). As a confidential document it is submitted to selected recipients only and it may not be made available (in whole or in part) to any other person without BNP Paribas’ written consent. This document is not a recommendation to engage in any action, does not constitute or form any part of any offer to sell or issue and is not a solicitation of any offer to purchase any financial instrument, nor shall it or any part of it nor the fact of its distribution form the basis of, or be relied on in connection with, any contract or investment decision. To the extent that any transaction is subsequently entered into between the recipient and BNP Paribas, such transaction will be entered into upon such terms as may be agreed by the parties in the relevant documentation. The information contained in this document has been obtained from sources believed to be reliable, but there is no guarantee of the accuracy, completeness or suitability for any particular purpose of such information or that such information has been independently verified by BNP Paribas or by any person. None of BNP Paribas, its members, directors, officers, agents or employees accepts any responsibility or liability whatsoever or makes any representation or warranty, express or implied, as to the accuracy or completeness of the information, or any opinions based thereon, contained in this document and it should not be used in place of professional advice. Additional information may be provided on request, at our discretion. Any scenarios, assumptions, historical or simulated performances, indicative prices or examples of potential transactions or returns are included for illustrative purposes only. Past performance is not indicative of future results. Investors may get back less than they invested. BNP Paribas gives no assurance that any favourable scenarios described are likely to happen, that it is possible to trade on the terms described herein or that any potential returns illustrated can be achieved. This document is current as at the date of its production and BNP Paribas is under no obligation to update or keep current the information herein. In providing this document, BNP Paribas offers no investment, financial, legal, tax or any other type of advice to, and has no fiduciary duty towards, recipients. Certain strategies and/or potential transactions discussed in this document may involve the use of derivatives which may be complex in nature and may give rise to substantial risks, including the risk of total or partial loss of any investment or losses without limitation and which should only be undertaken by those with the requisite knowledge and experience. BNP Paribas makes no representation and gives no warranty as to the results to be obtained from any investment, strategy or transaction, or as to whether any strategy, security or transaction described herein may be suitable for recipients’ financial needs, circumstances or requirements. Recipients must make their own assessment of strategies, securities and/or potential transactions detailed herein, using such professional advisors as they deem appropriate. BNP Paribas accepts no liability for any direct or consequential losses arising from any action taken in connection with or reliance on the information contained in this document even where advised of the possibility of such losses. As an investment bank with a wide range of activities BNP Paribas may face conflicts of interest and you should be aware that BNP Paribas and/or any of its affiliates may be long or short, for their own account or as agent, in investments, transactions or strategies referred to in this document or related products before the material is published to clients and that it may engage in transactions in a manner inconsistent with the views expressed in this document, either for their own account or for the account of their clients. Additionally, BNP Paribas may have acted as an investment banker or may have provided significant advice or investment services to companies or in relation to investments mentioned in this document. The information in this document is not intended for distribution to, or use by, any person or entity in any jurisdiction where (a) the distribution or use of such information would be contrary to law or regulations, or (b) BNP Paribas or a BNP Paribas affiliate would become subject to new or additional legal or regulatory requirements. Persons in possession of this document should inform themselves about possible legal restrictions and observe them accordingly. This document is intended for, and is directed at, (a) Professional Clients and Eligible Counterparties as defined by the European Union Markets in Financial Instruments Directive (“MiFID”), and (b) where relevant, persons who have professional experience in matters relating to investments falling within Article 19(5) of the Financial Services and Markets Act 2000 (Financial Promotion) Order 2005, and at other persons to whom it may lawfully be communicated (together “Relevant Persons”). Any investment or investment activity to which this document relates is available only to and will be engaged in only with Relevant Persons. Any person who is not a Relevant Person should not act or rely on this document or its content. Any reference to EU legislation or requirements herein should be read as a reference to the relevant EU legislation or requirement and/or its UK equivalent legislation or requirement, as appropriate, where applicable, and as the context requires. This document is being communicated by BNP Paribas London Branch. BNP Paribas is incorporated in France with Limited Liability. Registered Office: 16 boulevard des Italiens, 75009 Paris, France. 662 042 449 RCS Paris. BNP Paribas is authorised and regulated by the European Central Bank and the Autorité de contrôle prudentiel et de résolution. Deemed Authorised by the Prudential Regulation Authority and with deemed variation of permission. Subject to regulation by the Financial Conduct Authority and limited regulation by the Prudential Regulation Authority. Details of the Temporary Permissions Regime, which allows EEA-based firms to operate in the UK for a limited period while seeking full authorisation, are available on the Financial Conduct Authority’s website. BNP Paribas London Branch is registered in England and Wales under number FC13447. UK establishment number: BR000170. UK establishment office address: 10 Harewood Avenue, London NW1 6AA; tel: +44 (0)20 7595 2000; fax: +44 (0)20 7595 2555 ([www.bnpparibas.com](http://www.bnpparibas.com)). © BNP Paribas 2022. All rights reserved. The methodology of and rules governing the index (the “Index Methodology” and the “Index”) are proprietary. None of the sponsor of the Index (the “Index Sponsor”), the index calculation agent (where such party is not also the Index Sponsor, the “Index Calculation Agent”) nor, where applicable, the index Investment Advisor (the “Index Investment Advisor”) guarantee that there will be no errors or omissions in computing or disseminating the Index. The Index Methodology is based on certain assumptions, certain pricing models and calculation methods adopted by the Index Sponsor, the Index Calculation Agent and, where applicable, the Index Investment Advisor, and may have certain inherent limitations. Information prepared on the basis of different models, calculation methods or assumptions may yield different results. You have no authority to use or reproduce the Index Methodology in any way, and neither BNP Paribas nor any of its affiliates shall be liable for any loss whatsoever, whether arising directly or indirectly from the use of the Index or Index Methodology or otherwise in connection therewith. The Index Sponsor reserves the right to amend or adjust the Index Methodology from time to time in accordance with the rules governing the Index and accepts no liability for any such amendment or adjustment. Neither the Index Sponsor nor the Index Calculation Agent are under any obligation to continue the calculation, publication or dissemination of the Index and accept no liability for any suspension or interruption in the calculation thereof which is made in accordance with the rules governing the Index. None of the Index Sponsor, the Index Calculation Agent nor, where applicable, the Index Investment Advisor accept any liability in connection with the publication or use of the level of the Index at any given time. The Index Methodology embeds certain costs in the strategy which cover amongst other things, friction, replication and repo costs in running the Index. The levels of such costs (if any) may vary over time in accordance with market conditions as determined by the Index Sponsor acting in a commercially reasonable manner. BNP Paribas and/or its affiliates may act in a number of different capacities in relation to the Index and/or products linked to the Index, which may include, but not be limited to, acting as market-maker, hedging counterparty, issuer of components of the Index, Index Sponsor and/or Index Calculation Agent. Such activities could result in potential conflicts of interest that could influence the price or value of a Product.” © BNP Paribas. All rights reserved. For funds authorized for marketing in Switzerland or from Switzerland, prospectuses, key investor information documents, articles of association, annual or semi-annual reports can be obtained free of charge from the representative agent in Switzerland, BNP Paribas (Suisse) SA, 2, place de Hollande, CH-1204 Genève; Payment Agency services are provided by BNP Paribas Securities Services, Paris, Zurich branch, 16, Selnaustrasse, 8002 Zurich, Switzerland. All information referred to in the present document is available <https://theamquant.bnpparibas-am.com/>.