

Wellington Global Impact Bond Fund

GBP S Accumulating Hedged

RISK AND REWARD PROFILE

1 2 3 4 5 6 7

Lowest Risk Highest Risk
Capital at risk: please refer to the bottom of this page for details about the Risk & Reward Profile.

FUND DETAILS

Fund Inception: April 2019
Share Class Inception: September 2019
Fund Assets: USD 330.7 million
NAV: GBP 10.11

KEY INFORMATION

Domicile: Ireland
Regulatory Regime: UCITS
Legal Structure: Public Limited Company
Dealing Frequency: Daily
Country Registration: Austria, Denmark, Finland, France, Germany, Ireland, Italy, Luxembourg, Netherlands, Norway, Singapore*, Spain, Sweden, Switzerland, United Kingdom.
ISIN: IE00BJ321C40
Bloomberg: WLGBISG ID
Sedol: BJ321C4
Lipper: 68543260
WKN: A2PGBW
*Restricted scheme

FUND CHARACTERISTICS

Average Quality*: A+
Effective Duration: 7.2 yrs
Yield to Worst: 2.8%
Option Adjusted Spread: 120 bps

*Quality ratings are based on the middle of Moody's, S&P, and Fitch (split low). Ratings do not apply to the Fund itself. Ratings may change.

FEES AND PRICING

Minimum Investment: USD 1 million
Management Fee: 0.30% p.a.
Ongoing Charges Figure*: 0.40%

The Ongoing Charges Figure represents all annual expenses and additional charges taken from the fund. A more detailed description of the charges that apply to the Fund is set out in the section "Charges of the Umbrella Fund" in the Prospectus. The ongoing charges figure may change over time. Charges applied will reduce the return potential of investments.

Charges applied will reduce the return potential of investments.

For more information, please visit
www.wellingtonfunds.com

SUMMARY OF INVESTMENT OBJECTIVE

The Wellington Global Impact Bond Fund is actively managed and seeks to understand the world's social and environmental problems and to identify and invest primarily in debt issued by companies and organisations that we believe are addressing these needs in a differentiated way through their core products, services and projects. Through the Fund's investments, we seek to improve access to, and the quality of, basic life essentials, reduce inequality and mitigate the effects of climate change. The Fund seeks to deliver long-term total returns in excess of the Bloomberg Global Aggregate Index (USD Hedged).

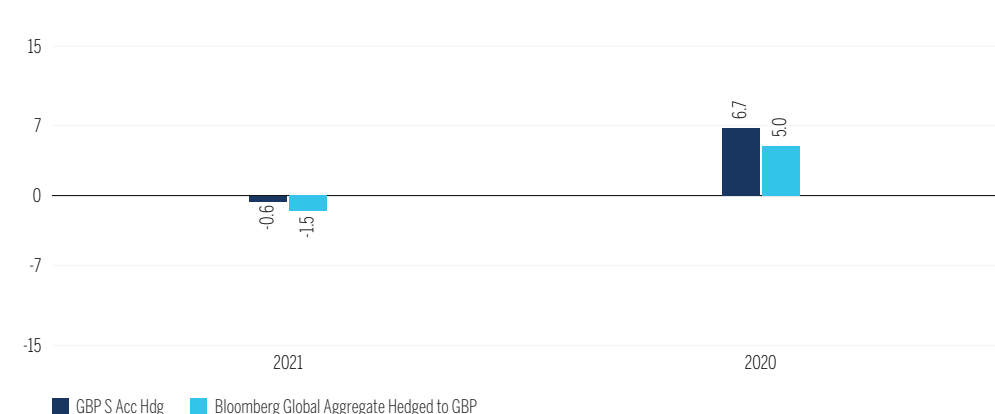
FUND PERFORMANCE (%)

Past performance does not predict future returns.

TOTAL RETURNS NET OF FEES AND EXPENSES

	YTD	1 MO	3 MOS	1 YR	3 YRS	5 YRS	10 YRS	SINCE INCEPTION
GBP S Acc Hdg	-3.4	-1.6	-3.9	-2.5	-	-	-	0.4
Bloomberg Global Aggregate Hedged to GBP	-2.9	-1.3	-3.3	-2.3	-	-	-	-0.1

CALENDAR YEAR RETURNS



DISCRETE ANNUAL PERFORMANCE

	MAR '21 - MAR '20	MAR '19 - MAR '18	MAR '17 - MAR '16	MAR '15 - MAR '14	MAR '13 - MAR '12	MAR '11 - MAR '10	MAR '09 - MAR '08	MAR '07 - MAR '06	MAR '05 - MAR '04	MAR '03 - MAR '02	MAR '01 - MAR '00
GBP S Acc Hdg	-2.5	2.2	-	-	-	-	-	-	-	-	-
Bloomberg Global Aggregate Hedged to GBP	-2.3	-0.2	-	-	-	-	-	-	-	-	-

Past results are not necessarily indicative of future results and an investment can lose value.

The inception date of the GBP S Acc Hdg share class is 25 September 2019. | Periods greater than one year are annualised. | If an investor's own currency is different from the currency in which the fund is denominated, the investment return may increase or decrease as a result of currency fluctuations. | Fund returns shown are net of GBP S Acc Hdg share class fees and expenses. Fund returns shown are net of actual (but not necessarily maximum) withholding and capital gains tax but are not otherwise adjusted for the effects of taxation and assume reinvestment of dividends and capital gains. The index returns, where applicable, are shown net of maximum withholding tax and assume reinvestment of dividends. | Please note the fund has a swing pricing mechanism in place. | If the last business day of the month is not a business day for the Fund, performance is calculated using the last available NAV. This may result in a performance differential between the fund and the index. | Source: Fund - Wellington Management. Index - Bloomberg.

FUND MANAGEMENT

Campe Goodman, CFA
23 years of experience

WHAT ARE THE RISKS?

BELOW INVESTMENT GRADE: Lower rated or unrated securities may have a significantly greater risk of default than investment grade securities, can be more volatile, less liquid, and involve higher transaction costs.

CAPITAL: Investment markets are subject to economic, regulatory, market sentiment and political risks. All investors should consider the risks that may impact their capital, before investing. The value of your investment may become worth more or less than at the time of the original investment. The Fund may experience a high volatility from time to time.

CONCENTRATION: Concentration of investments within securities, sectors or industries, or geographical regions may impact performance.

CREDIT: The value of a bond may decline, or the issuer/guarantor may fail to meet payment obligations. Typically lower-rated bonds carry a greater degree of credit risk than higher-rated bonds.

CURRENCY: The value of the Fund may be affected by changes in currency exchange rates. Unhedged currency risk may subject the Fund to significant volatility.

EMERGING MARKETS: Emerging markets may be subject to custodial and political risks, and volatility. Investment in foreign currency entails exchange risks.

HEDGING: Any hedging strategy using derivatives may not achieve a perfect hedge.

INTEREST RATES: The value of bonds tends to decline as interest rates rise. The change in value is greater for longer term than shorter term bonds.

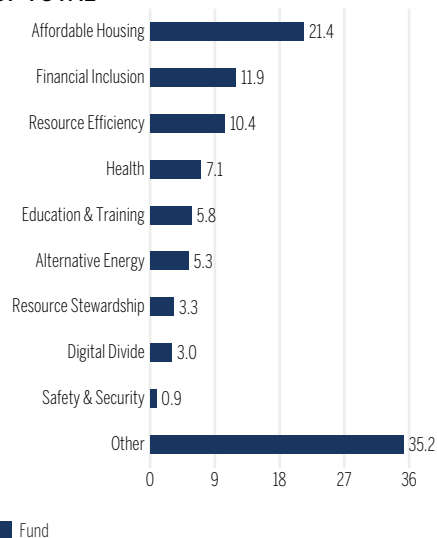
LEVERAGE: The use of leverage can provide more market exposure than the money paid or deposited when the transaction is entered into. Losses may therefore exceed the original amount invested.

SUSTAINABILITY RISK: A Sustainability Risk can be defined as an environmental, social or governance event or condition that, if it occurs, could cause an actual or potential material negative impact on the value of an investment.

Before subscribing, please refer to the Fund offering documents/prospectus for further risk factors and pre-investment disclosures. For the latest NAV, please visit www.fundinfo.com.

THEME DISTRIBUTION

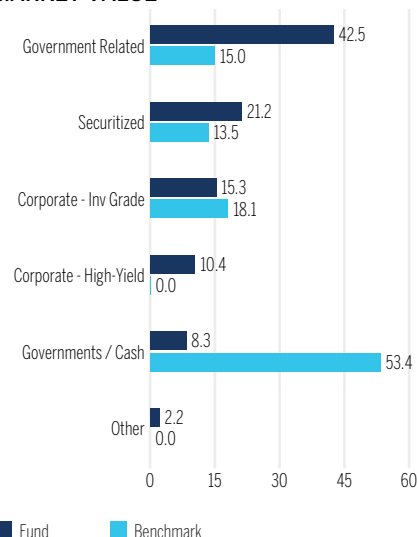
% OF TOTAL



Totals may not add up to 100% due to rounding. | Chart excludes cash and cash equivalents.

SECTOR DISTRIBUTION

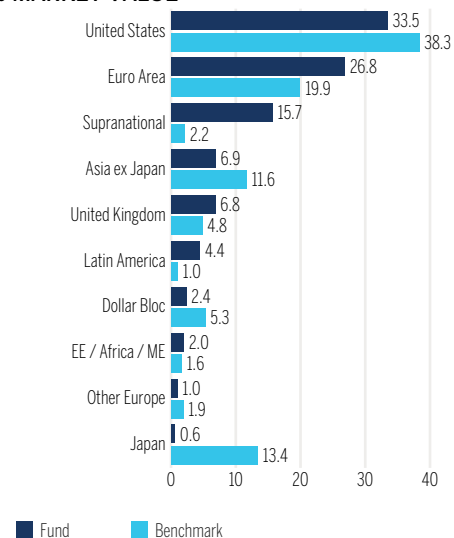
% MARKET VALUE



Totals may not add up to 100% due to rounding.

GEOGRAPHIC DISTRIBUTION

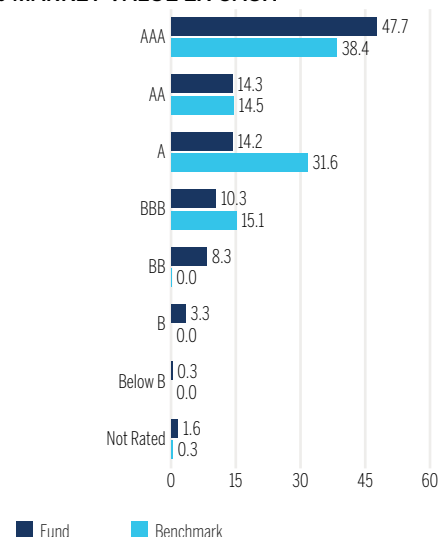
% MARKET VALUE



Totals may not add up to 100% due to rounding. | EE stands for Emerging Europe & ME stands for Middle East.

QUALITY DISTRIBUTION

% MARKET VALUE EX CASH



Totals may not add up to 100% due to rounding. | Quality ratings are based on the middle of Moody's, S&P, and Fitch (split low). | Ratings do not apply to the Fund itself. Ratings may change.