

AZ EQUITY GLOBAL ESG

LU1867654359

SHARE CLASS: BAZ FUND (ACC)

Unless otherwise stated, all data as of the end of March 2024



FUND OVERVIEW

The Fund of Funds aims to achieve capital appreciation through an active asset allocation using third party managers which have integrated ESG criteria in their investment process in strategies by investing mainly in equity and equity-related securities of companies of any market capitalization. Derivatives may be used for tactical asset allocation in terms of country exposure. The Fund's base currency is EUR. The currency exposure is not hedged.

KEY FACTS

Fund Category	Equity
Fund Sub-Category	Thematic
Fund Launch Date	2019
Share Class Launch Date	2019
Fund Base Currency	EUR
Share Class Currency	EUR
Management Style	Active
Domicile	Luxembourg
Fund Type	UCITS
ISIN	LU1867654359
Bloomberg Ticker	AZEGBE LX Equity
Investor Type	Retail
NAV Frequency	Daily
AUM	EUR 432 mln

GROWTH OF HYPOTHETICAL 1,000



Performances are displayed in the reference currency of the unit class, and is calculated on the basis of the Net Asset Value (NAV). The NAV is net of all fees, excluding only the commissions and costs incurred on the issue and redemption of units, or any taxes that may be levied. Past performance is not an indicator of current or future results.

PORTFOLIO MANAGERS & ADVISORS

Marco Virona (Luxembourg)

TOP TEN HOLDINGS

JPM CARBON TR GLEQ CTB UC UA	10.4%
JPMORGAN F-GLOBAL FOCUS-CEURA	6.9%
PICTET GLOBAL DEF EQTY-I EUR	6.0%
ISHARES MSCI WORLD ESG SCRND	5.9%
AMUNDI MSCI WORLD ESG CLIMAT	5.6%
FID SUST GLOBAL EQ I-YAEUR	5.6%
DNB-TECHNOLOGY-A-I-CAP	5.2%
JPMORGAN F-G SOCIAL RSP-CUSD	4.9%
ABN AMRO MM-PRNSS US SUS-I	4.8%
SCHRODER GLOB SUST GRTH-CA	4.6%

ESG OVERVIEW

Overall ESG Rating



FEES AND CHARGES

Max Entry Fees	0%
Management Fees	1.80%
Max Exit Fees	2.50%
Performance Fees	Yes

HISTORICAL PERFORMANCE

2019	2020	2021	2022	2023	YTD
6.64%	10.18%	13.36%	-12.31%	4.45%	9.31%

The figures shown relate to past performance. Past performance is not a reliable indicator of current or future results and should not be the sole factor of consideration when selecting a product or strategy.

ROLLING PERIOD PERFORMANCE

1M	3M	6M	1Y	3Y	5Y
3.25%	9.31%	13.52%	13.63%	7.39%	

Share Class performance is calculated on the Net Asset Value (NAV) basis, with income reinvested, net of fees.

KEY RISKS

Systematic Market Risk: Risk of circumstances such as an economic shock or political instability on the market in which the Fund invests causing a loss of value for all investments in the Fund.

Emerging Market Risk: Risks associated with investing in emerging markets. Due to their political instability, the volatility of the exchange rate of their currencies, and the limited number of investment opportunities, the risk of these markets is greater than in countries considered as developed.

ESG Strategy Risk: Risks associated with investment policies that take an ESG approach. The use of ESG criteria can affect the performance of a Sub-fund, which may, therefore, differ from that of other Sub-funds with similar investment policies but which do not take ESG criteria into account.

For full disclosures on all key risks, please refer to the Key Investor Information Document (KID).

SYNTHETIC RISK & REWARD INDICATOR

Synthetic risk and reward indicator based on the volatility of the share class of the previous 5 years.

1	2	3	4	5	6	7
---	---	---	---	---	---	---

For more details, please refer to the Key Investor Information Document (KID).

AZ EQUITY GLOBAL ESG

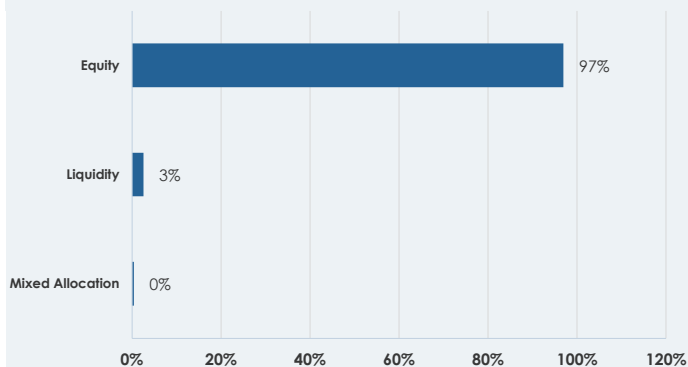


LU1867654359

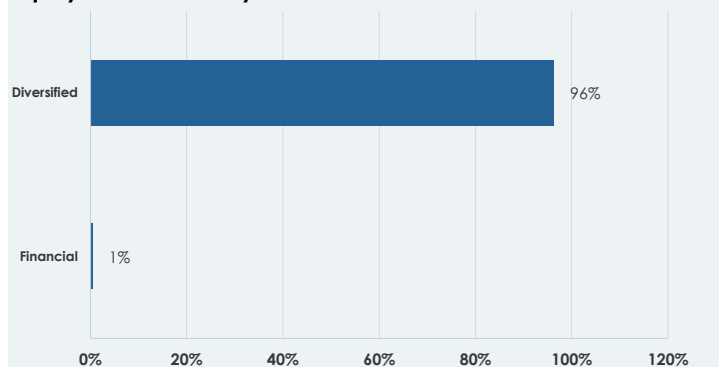
SHARE CLASS: BAZ FUND (ACC)

Unless otherwise stated, all data as of the end of March 2024

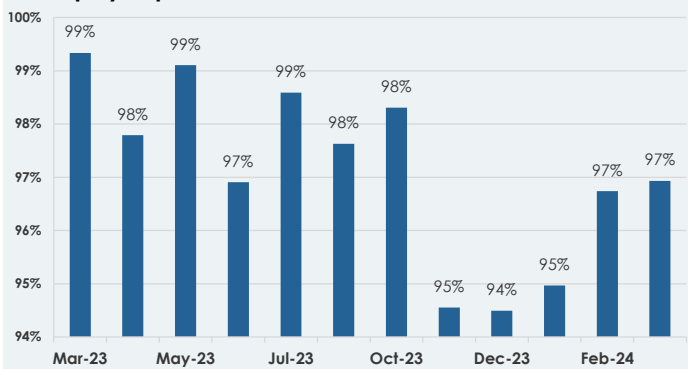
Cash Portfolio Breakdown



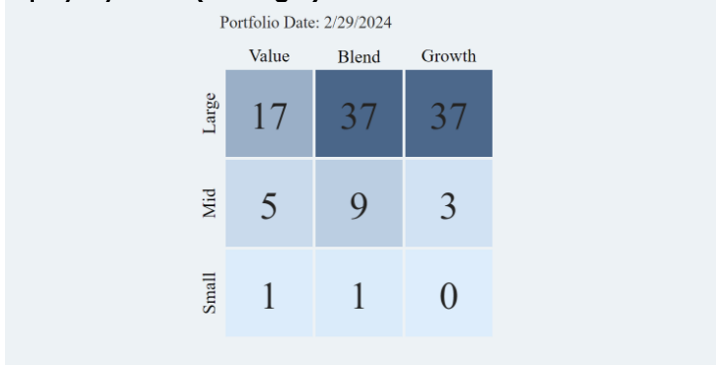
Equity Breakdown by Sector



Net Equity Exposure Evolution



Equity Style Box (% Weight)



AVAILABLE SHARE CLASSES

ISIN	Class	Curr	Share	Max Entry Fees	Ongoing Charges	Max Exit Fees	Min Inv	Launch Date	Inv Type	Hedged
LU1867654276	ACC	EUR	AAZ FUND (ACC)	2.00%	5.02%	0%	1,500	15/04/2019	Retail	No
LU1867654359	ACC	EUR	BAZ FUND (ACC)	0%	5.02%	2.50%	1,500	15/04/2019	Retail	No
LU1867654433	ACC	USD	AAZ FUND USD (ACC)	2.00%	4.40%	0%	1,500	05/08/2021	Retail	No
LU2072948610	DIS	EUR	AAZ FUND (DIS)	2.00%	5.02%	0%	1,500	21/01/2020	Retail	No
LU2072948701	DIS	EUR	BAZ FUND (DIS)	0%	5.01%	2.50%	1,500	24/01/2020	Retail	No
LU2072948883	DIS	USD	AAZ FUND USD (DIS)	2.00%	4.40%	0%	1,500		Retail	No
LU2075861885	ACC	EUR	AINSTITUTIONAL EURO	2.00%	3.08%	0%	250,000	07/02/2020	Institutional	No
LU2075861968	DIS	EUR	AINSTITUTIONAL EURO	2.00%	3.08%	0%	250,000		Institutional	No
LU2075862008	ACC	USD	AINSTITUTIONAL USD	2.00%	3.08%	0%	250,000		Institutional	No
LU2075862180	DIS	USD	AINSTITUTIONAL USD	2.00%	3.08%	0%	250,000		Institutional	No

Disclosure

This fund promotes environmental and/or social characteristics within the meaning of Article 8(1) of the SFDR Regulation, and is required to maintain an overall ESG rating of at least BBB at portfolio level. The ESG rating is based on MSCI ESG Research data and methodology. Legend: 4 green leaves = AAA; 3 green leaves = AA; 2 green leaves = A; 1 green leaf = BBB; 1 grey leaf = BB, B, CCC or rating not available.

The value of investment interests can fall as well as rise. Any capital invested may be at risk and you may not get back some or all of your original capital. The value of investments and any income is not guaranteed and can go down as well as up and may be affected by exchange rate fluctuations. This means that an investor may not get back the amount invested.

The source of sectoral classification used in Breakdown by Sector chart is the Bloomberg Industry Classification Systems (BICS).

Notices

This is a marketing document intended for informational and/or marketing purposes only, and is only intended for persons residing in jurisdictions where the relevant funds are authorised for distribution or where no such authorisation is required. This document is confidential and is only intended for use by the person(s) to whom it was delivered. This document may not be reproduced (in whole or in part) nor may it be delivered, provided, sent, or in any other way made accessible to any other person without the prior written approval of Azimut Investments S.A. Unless otherwise stated, this document reflects the opinion of Azimut Investments S.A. as of the date of issue. This document does not constitute an offer nor a solicitation to purchase, subscribe to, or sell any currency, funds, products or financial instruments, to make any investment, or to participate in any particular trading strategy in any jurisdiction where such an offer or solicitation would not be authorised, or to any person to whom it would be unlawful to make such an offer or invitation. Azimut Investments S.A. assumes no responsibility for the correctness of the data, information and opinions contained in this document, and therefore may not be held liable for any omissions, inaccuracies or possible errors. The data and information contained in this document may come from third-party sources, either in whole or in part, and Azimut Investments S.A. shall consequently bear no liability for any inaccuracies in the content of such information. Therefore, while Azimut Investments S.A. has taken every reasonable measure to ensure that this information meets the requirements of reliability, correctness, accuracy and relevance, the information itself is provided without any guarantee of any kind. Azimut Investments S.A. has the right to modify the contents of this document at any time and at its sole discretion, without, however, assuming any obligations or guarantees for the updates and/or corrections applied. This document may refer to the past performance of investments. Past performance is not an indicator of current or future results. The value of your investment can decrease or increase. Any capital invested may be at risk, and you may not get back some or all of your original capital. In addition, any performance data included in this document does not take into account the fees and expenses charged upon the issuance and redemption of the securities, nor any taxes that may be levied. The tax treatment of any investment in the fund depends on your individual circumstances and may be subject to change in the future. Changes in exchange rates may cause increases or decreases in your return. Each investor must make his/her own independent decision regarding any securities or financial instruments mentioned herein, and should independently determine the merits or suitability of any investment. Investors are invited to carefully read the risk warnings and the regulations set out in the prospectus, the KID, or the other legal documents – which are available in your local language free of charge through the website www.azimutinvestments.com or from your distributor – and are advised to seek professional advice from their financial advisors. The Funds' Legal Documents may also be obtained free of charge from Azimut Investments S.A. 2A rue Eugène Ruppert, 2453 Luxembourg, Grand Duchy of Luxembourg.