

BlueBay Investment Grade Asset-Backed Credit Fund^{1*}

February 2024

Fund Performance (%) Gross of Fees (EUR)²

For Professional Investors Only

	1 M	3 M	YTD	1YR	3YR ³	5YR ³	SI ^{3,4}
BlueBay Investment Grade Asset-Backed Credit Fund	0.74	2.85	1.86	8.43	3.11	2.99	3.06
ICE BofA Euro Currency 3-Month Deposit Offered Rate Constant Maturity Index	0.31	1.00	0.64	3.46	0.96	0.42	0.39
Alpha	0.44	1.85	1.21	4.96	2.15	2.57	2.67

Calendar Year Performance (%) Gross of Fees (EUR)²

	2023	2022	2021	2020	2019	2018 ⁵
Fund	8.87	-2.08	1.53	2.36	3.55	0.12
Benchmark	3.06	-0.32	-0.55	-0.39	-0.34	-0.01
Alpha	5.81	-1.76	2.08	2.75	3.89	0.13

Review

Review

- Wider fixed income markets saw negative returns over February as markets pared back rate cut expectations on the back of hotter-than-expected US CPI prints. Markets are now more closely aligned with the US Federal Reserve (Fed) dot plot of 3 rate cuts during 2024. In Europe, growth is nearing zero, while GDP data revealed that the UK entered a shallow recession in Q4 2023. CPI remained close to 5%, highlighting the difficulties still facing the Bank of England.
- Performance within securitized credit markets continued strongly in February. While January's new issue supply focused on residential mortgage-backed securities (RMBS) and asset-backed securities (ABS), February has seen a deluge of issuance in the CLO markets with an uptick of ~80% in issuance versus January. Global CLO issuance is currently running at ~40% above last year and nearly double pre-covid levels. Senior CLO spreads remained unchanged throughout the month, while single-A and below rated credits saw spread tightening.
- UK Auto ABS made headlines over the practice of discretionary commission which prompted complaints against motor finance firms, however most loans in today's deals were originated after the practice was banned in 2021, and we do not have any exposure in the fund.

Performance

- The fund returned +0.74% in February. The strong performance was driven by both CLO and RMBS exposure, while ABS allocation contributed to a lesser extent. CLO performance came from by both carry and spread tightening, while RMBS performance was primarily carry-driven. We took advantage of market strength to reduce and profit from the UK AA RMBS exposure, rotating into new issue CLO opportunities. Due to elevated supply, we saw instances of pricing slippages where managers came wide of comparative deals (the fund participated in a CLO single-A bond which came at a spread of +347bps, versus a comparable deal priced at +255bps). The yield on the fund ended the month at 5.5% (in euros, hedged) with an overall AA- average rating.

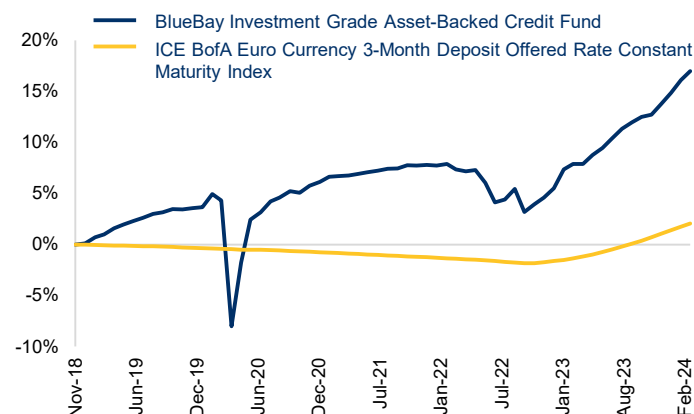
Outlook

- Securitized credit markets have seen higher-than-expected issuance across RMBS, ABS, and CLO sub-sectors in 2024. High supply means more instances of pricing slippages, i.e., CLO transactions with good structures and collateral, but coming wider than expected due to the volume of deals. Additionally, future rate cut expectations have been pared back which could result in a period of higher for longer and benefit future return potentials.
- While pressures on both consumers and corporates will remain elevated with higher rates, securitized credit remains well placed for any pickup in stress due to the dual margin of safety; structures provide protection from rising defaults and delinquencies, while entry yields remain wide of the tights in 2021. We continue source attractive value within securitized credit markets although remain cognisant of any weak supply technicals in primary or secondary markets. Investments in our funds are well isolated from an increase in idiosyncratic defaults, and as well as protecting investors from defaults, securitized credit offers outsized yields.

Investment Objective

- The fund is actively managed and targets better returns than its benchmark, the ICE BofA Euro Currency 3-Month Deposit Offered Rate Constant Maturity Index.

Cumulative Performance Gross of Fees^{2,4} (EUR)



Past performance does not predict future returns. The return of your investment may increase or decrease as a result of currency fluctuations if your investment is made in a currency other than that used in the past performance calculation. Fees and other expenses will have a negative effect on investment returns.

Fund Characteristics

	Fund
Weighted yield EUR (%) [*]	5.48
Weighted discount margin (bps) ^{7*}	232
Weighted average life (yrs) [*]	2.27
Weighted average rating	AA-
Floating rate (%)	88.0
Fixed rate (%)	12.0

^{*} Analytics for CLO securities calculated to 2 years after the end of reinvestment period

Risk Statistics

	Fund
CDV01	2.80
DV01	0.48

Investment Strategy

- The fund aims to make a return for you through a mixture of generating income and growing the amount you originally invested. It mainly invests in Structured Credit Securities, which are debt instruments that typically pay a floating rate interest and which are backed by specific pools of financial assets including, but not limited to, leveraged loans, credit card loans, auto loans, residential and commercial mortgages.

***Investors should note that, relative to the expectations of the Autorité des Marchés Financiers, this UCITS presents disproportionate communication on the consideration of non-financial criteria in its investment policy.**

This is a marketing communication. Please refer to the prospectus of the UCITS and to the KIID before making any final investment decisions.

Fund Facts

Total fund size ⁶	EUR 281m
Inception date	17 December 2018
Base currency	EUR
Benchmark	ICE BofA Euro Currency 3-Month Deposit Offered Rate Constant Maturity Index
Fund legal name	BlueBay Funds - BlueBay Investment Grade Asset-Backed Credit Fund
Share classes	Information on available Share Classes and eligibility for this Fund are detailed in the BlueBay Funds Prospectus and Application Form
Fund type	UCITS
Domicile	Luxembourg
Investment manager	RBC Global Asset Management (UK) Limited

Team

	Joined BlueBay	Investment industry experience
Sid Chhabra	June 2018	20 years
Tom Mowl	April 2021	16 years
Size of team	17 investment professionals	

Contact Information

Marketing and Client Relations Department

100 Bishopsgate
London EC2N 4AA

tel: +44(0)20 7653 4000
marketing@bluebay.com

www.rbcbluebay.com

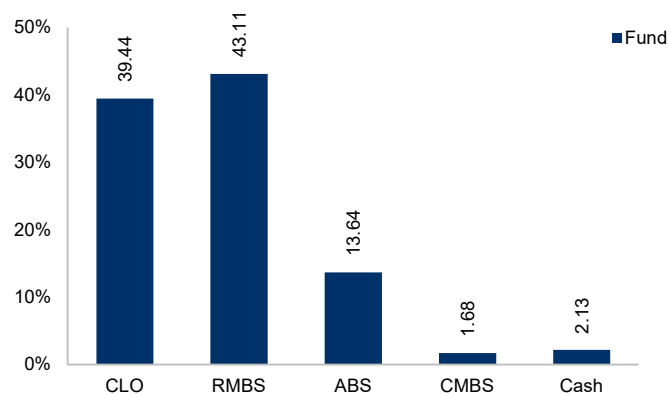
Risk Considerations

- At times, the market for Structured Credit Securities may dry up, which could make it difficult to sell these securities or the fund may only be able to sell them at a discount
- There may be cases where an organisation with which we trade assets or derivatives (usually a financial institution such as a bank) may be unable to fulfil its obligations, which could cause losses to the fund
- Structured Credit Securities in which the fund may invest may not be at the most senior level of the debt issued by the relevant issuer and, accordingly, the fund may be exposed to the risk that its claims on the asset pool of any such note are subordinated to other creditors in the event of an insolvency of any such issuer, meaning in turn that the fund could sustain losses in such circumstances if it were unable to recover its original investment
- Structured Credit Securities are often exposed to prepayment and extension risks that may have a substantial impact on the timing and size of the cash flows paid by the underlying pool of financial assets. In the case of prepayments, this may negatively impact the return of the fund as the income generated will have to be reinvested at the prevailing interest rates which may be lower. Conversely, extension risk tends to increase when interest rates rise as the prepayment rate decreases causing the duration of Structured Credit Securities to lengthen and expose investors to higher interest rate risk
- RBC BlueBay could suffer from a failure of its processes, systems and controls – or from such a failure at an organisation on which we rely in order to deliver our services – which could lead to losses for the fund

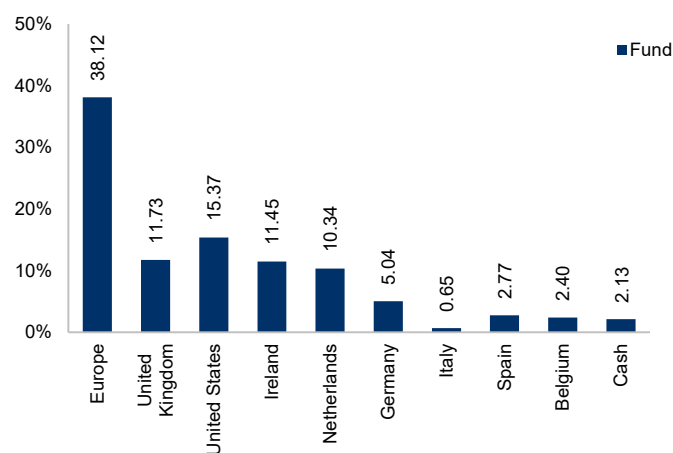
Notes:

- As of 1 February 2024, the BlueBay Investment Grade Structured Credit Fund has been renamed to BlueBay Investment Grade Asset-Backed Credit Fund.
- While gross of fee figures would reflect the reinvestment of all dividends and earnings, it would not reflect the deduction of investment management and performance fees. For example, if there was an annualised return of 10% over a 5-year period then the compounding effect of a 0.60% management fee and a 0.20% performance fee would reduce the annualised return to 9.32% (figures used are only to demonstrate the effect of charges and are not an indicator of future performance). In addition, the typical fees and expenses charged to a strategy will offset the strategy's trading profits. A description of the specific fee structure for each BlueBay strategy is contained in the strategy's prospectus.
- Performance shown for 1yr periods onwards are annualised figures.
- Since inception.
- Launch date of the Fund was 17th December 2018 and the 2018 performance figure reflects a partial period
- The Fund AUM is stated on a T+1 basis and includes non-fee earning assets.
- The Weighted Discount Margin is calculated versus the relevant 3m cash rate.

Asset Type Breakdown (% NAV)



Regional Breakdown (% NAV)



Credit Quality Breakdown (% NAV)



This document is a marketing communication and it may be produced and issued by the following entities: in the European Economic Area (EEA), by BlueBay Funds Management Company S.A. (BBFM S.A.), which is regulated by the Commission de Surveillance du Secteur Financier (CSSF). In **Germany, Italy, Spain and Netherlands** the BBFM S.A. is operating under a branch passport pursuant to the Undertakings for Collective Investment in Transferable Securities Directive (2009/65/EC) and the Alternative Investment Fund Managers Directive (2011/61/EU). In the **United Kingdom (UK)** by RBC Global Asset Management (UK) Limited (RBC GAM UK), which is authorised and regulated by the UK Financial Conduct Authority (FCA), registered with the US Securities and Exchange Commission (SEC) and a member of the National Futures Association (NFA) as authorised by the US Commodity Futures Trading Commission (CFTC). In **Switzerland**, by BlueBay Asset Management AG where the Representative and Paying Agent is BNP Paribas Securities Services, Paris, succursale de Zurich, Selnaustrasse 16, 8002 Zurich, Switzerland. The place of performance is at the registered office of the Representative. The courts at the registered office of the Swiss representative or at the registered office or place of residence of the investor shall have jurisdiction pertaining to claims in connection with the offering and/or advertising of shares in Switzerland. The Prospectus, the Key Investor Information Documents (KIIDs), the Packaged Retail and Insurance-based Investment Products - Key Information Documents (PRIIPs KID), where applicable, the Articles of Incorporation and any other document required, such as the Annual and Semi-Annual Reports, may be obtained free of charge from the Representative in Switzerland. In **Japan**, by BlueBay Asset Management International Limited which is registered with the Kanto Local Finance Bureau of Ministry of Finance, Japan. In **Asia**, by RBC Global Asset Management (Asia) Limited, which is registered with the Securities and Futures Commission (SFC) in Hong Kong. In **Australia**, RBC GAM UK is exempt from the requirement to hold an Australian financial services license under the Corporations Act in respect of financial services as it is regulated by the FCA under the laws of the UK which differ from Australian laws. In **Canada**, by RBC Global Asset Management Inc. (including PH&N Institutional) which is regulated by each provincial and territorial securities commission with which it is registered. RBC GAM UK is not registered under securities laws and is relying on the international dealer exemption under applicable provincial securities legislation, which permits RBC GAM UK to carry out certain specified dealer activities for those Canadian residents that qualify as "a Canadian permitted client", as such term is defined under applicable securities legislation. In the **United States**, by RBC Global Asset Management (U.S.) Inc. ("RBC GAM-US"), an SEC registered investment adviser. The entities noted above are collectively referred to as "RBC BlueBay" within this document. The registrations and memberships noted should not be interpreted as an endorsement or approval of RBC BlueBay by the respective licensing or registering authorities. Not all products, services or investments described herein are available in all jurisdictions and some are available on a limited basis only, due to local regulatory and legal requirements.

Please refer to the Prospectus of the fund, the Key Investor Information Documents (KIID) and the Packaged Retail and Insurance-based Investment Products - Key Information Documents (PRIIPs KID), if available, or any other relevant fund documentation on our website (www.rbcbluebay.com) before making any final investment decisions. The Prospectus and the PRIIPs KID is available in English and the KIIDs in several local languages. No RBC BlueBay fund will be offered, except pursuant and subject to the offering memorandum and subscription materials for such fund (the "Offering Materials"). If there is an inconsistency between this document and the Offering Materials for the RBC GAM UK fund, the provisions in the Offering Materials shall prevail.

Any investor who proposes to subscribe for an investment in any of the RBC BlueBay products must be able to bear the risks involved and must meet the respective products suitability requirements. This document is intended only for "professional clients" and "eligible counterparties" (as defined by the Markets in Financial Instruments Directive ("MiFID")) or in the US by "accredited investors" (as defined in the Securities Act of 1933) or "qualified purchasers" (as defined in the Investment Company Act of 1940) as applicable and should not be relied upon by any other category of customer.

The investments discussed may fluctuate in value and you may not get back the amount invested. The return may increase or decrease as a result of currency fluctuations. Investment in derivatives may involve a high degree of gearing or leverage, so that a relatively small movement in the price of the underlying investment results in a much larger movement in the price of the instrument, as a result of which prices are more volatile. There are restrictions on transferring interests in the funds. The instruments in which the products invest may involve complex tax structures and there may be delays in distributing important tax information. The funds are not required to provide periodic pricing or valuation information to investors with respect to its individual investments.

Unless otherwise stated, performance data is unaudited and net of management, performance and other fees. Past performance is not indicative of future results.

Any indices shown are presented only to allow for comparison of the RBC BlueBay fund's performance to that of certain widely recognised indices. The volatility of the indices may be materially different from the individual performance attained by a specific fund or investor. In addition, the RBC BlueBay fund holdings may differ significantly from the securities that comprise the indices shown. Indexes are unmanaged and investors cannot invest directly in an index.

This document has been prepared solely for informational purposes and does not constitute an offer or recommendation to buy or sell any security or investment product or adopt any specific investment strategy in any jurisdiction. This document should not be construed as tax or legal advice.

This document may contain the current opinions of RBC BlueBay and is not intended to be, and should not be interpreted as, a recommendation of any particular security, strategy or investment product. Unless otherwise indicated, all information and opinions herein are as of the date of this document. All information and opinions herein are subject to change without notice.

The information contained in this document has been compiled by RBC BlueBay, and/or its affiliates, from sources believed to be reliable but no representation or warranty, express or implied is made to its accuracy, completeness or correctness.

A summary of investor rights can be obtained in English on www.rbcbluebay.com/investorrights. It is important to note that the Fund Management Company may terminate arrangements for marketing under new Cross-border Distribution Directive denotification process. There are several risks associated with investing in financial products. With all investments there is a risk of loss of all, or a portion of the amount invested. Recipients are strongly advised to make an independent review with their own advisors and reach their own conclusions regarding the investment merits and risks, legal, credit, tax and accounting aspects of all transactions.

This document may not be reproduced in whole or part, and may not be delivered to any person without the consent of RBC BlueBay. Copyright 2024 © RBC BlueBay. RBC Global Asset Management (RBC GAM) is the asset management division of Royal Bank of Canada (RBC) which includes RBC Global Asset Management (U.S.) Inc. (RBC GAM-US), RBC Global Asset Management Inc., RBC Global Asset Management (UK) Limited and RBC Global Asset Management (Asia) Limited, which are separate, but affiliated corporate entities. ® / Registered trademark(s) of Royal Bank of Canada and BlueBay Asset Management (Services) Ltd. Used under licence. BlueBay Funds Management Company S.A., registered office 4, Boulevard Royal L-2449 Luxembourg, company registered in Luxembourg number B88445. RBC Global Asset Management (UK) Limited, registered office 100 Bishopsgate, London EC2N 4AA, registered in England and Wales number 03647343. All rights reserved.