

# Invesco Global Real Estate Fund

Z (EUR hedged) gross quarterly distribution - EUR

30 June 2023

**This marketing communication is for Professional investors in Continental European countries as defined in the important information section. Investors should read the legal documents prior to investing.**

## Summary of fund objective

The Fund is actively managed. The objective of the fund is to provide, over the long term, an average annual gross total return in line with that of a global core real estate portfolio and with the expectation that, on average, income will comprise 40-60% of the total return expressed in USD. For the full objectives and investment policy please consult the current prospectus.

## Key facts



**Tracey Luke**  
San Francisco  
Managed fund since  
February 2019



**Christopher Belosic**  
San Francisco  
Managed fund since  
February 2019

### Share class launch

11 February 2019

### Original fund launch

11 February 2019

### Legal status

Fonds Commun de Placement (FCP-RAIF)

### Share class currency

EUR

### Share class type

Income

### Fund size

USD 466.70 mn

### Bloomberg code

INGCIEH LX

### ISIN code


LU1919885662

### Settlement date

Trade Date + 4 Days

### Risk Indicator <sup>1</sup>

Lower risk Higher risk



## Investment risks

For complete information on risks, refer to the legal documents. Property and land can be illiquid and difficult to sell, so the fund may not be able to sell such investments when desired and at the intended price. The value of property is generally a matter of an independent valuer's opinion and may not be realised. Real estate investments are typically not listed on regulated markets and need to be valued via the application of appropriate models (potentially applied by independent experts): this may lead to inaccurate valuations which may not be reflected into transaction prices. Changes in interest rates, rental yields, FX rates, market trends and general economic conditions may result in fluctuations in the value of the assets and of the fund and in the level of cash-flows generated. Real estate investments are exposed to counterparty risk, which is the risk that a counterpart is unable to deal with its obligations. The fund may use derivatives (complex instruments) and borrowings, which may result in the fund being significantly leveraged and may result in large fluctuations in the value of the fund. Real estate investments can be exposed to new sustainability-related regulatory requirements and trends that may negatively affect the value of those assets which are not compliant and can envisage significant costs to be invested to comply or to simply improve their sustainability profile. In addition, real estate investments can be also significantly exposed to negative economic effects stemming from climate change, natural disasters and the general preference of investors for assets with better sustainability features. Real estate investments are labour-intensive and present a significant amount of human/manual inputs and activities, hence potentially exposed to several types of operational risks that may affect areas such as administrations, operations, reporting and others. The underlying funds might make use of debt to finance investments which may result in the fund being more leveraged and may result in greater fluctuations in the value of the fund. Many Real Estate investments are illiquid, meaning that the fund may not be able to sell them quickly at a fair price and/or that the redemptions may be delayed due to illiquidity of the underlying investments.

**Past performance does not predict future returns.** Each period starts at the end of the indicated month. The first indicated month may not represent a full month and may start only on the launch/restructuring date indicated in the headline.

### Indexed performance 11 February 2019 - 30 June 2023\*



### Cumulative performance\*

in %	YTD	1 month	1 year	3 years	Since inception
Fund	-4.32	0.13	-4.33	5.88	2.34

### Calendar year performance\*

in %	2018	2019	2020	2021	2022
Fund	-	-	-3.86	11.00	-0.53

### Standardised rolling 12 month performance\*

in %	06.13 06.14	06.14 06.15	06.15 06.16	06.16 06.17	06.17 06.18	06.18 06.19	06.19 06.20	06.20 06.21	06.21 06.22	06.22 06.23
Fund	-	-	-	-	-	0.00	-3.15	6.87	3.56	-4.33

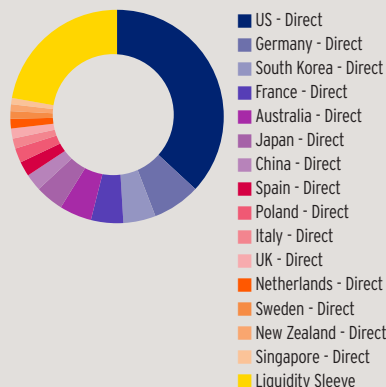
The performance data shown does not take account of the commissions and costs incurred on the issue and redemption of units. Returns may increase or decrease as a result of currency fluctuations. The investment concerns the acquisition of units in a fund and not in a given underlying asset.

# Invesco Global Real Estate Fund

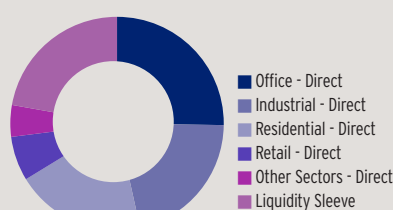
## Z (EUR hedged) gross quarterly distribution - EUR

30 June 2023

### Geographical weightings of the fund in %\*



### Sector weightings of the fund in %\*



### Geographical weightings\*

	in %
US - Direct	36.9
Germany - Direct	7.3
South Korea - Direct	4.9
France - Direct	4.9
Australia - Direct	4.9
Japan - Direct	4.3
China - Direct	2.6
Spain - Direct	2.2
Poland - Direct	2.2
Italy - Direct	1.5
UK - Direct	1.5
Netherlands - Direct	1.5
Sweden - Direct	1.1
New Zealand - Direct	1.0
Singapore - Direct	1.0
Liquidity Sleeve	22.2

### Yield %\*

Gross Current Yield	2.95
---------------------	------

### Sector weightings\*

	in %
Office - Direct	25.2
Industrial - Direct	21.3
Residential - Direct	19.7
Retail - Direct	6.7
Other Sectors - Direct	4.8
Liquidity Sleeve	22.2

### NAV and fees

#### Current NAV

EUR 88.86

#### 12 month price high

EUR 98.09 (16/08/2022)

#### 12 month price low

EUR 88.69 (26/05/2023)

#### Entry charge

Up to 5.00%

#### Annual management fee

0.85%

#### Ongoing charges <sup>2</sup>

0.95%

Source: \*Invesco. Costs may increase or decrease as result of currency and exchange rate fluctuations. Consult the legal documents for further information on costs. Portfolio weightings and allocations are subject to change. The weightings for each breakdown are rounded to the nearest tenth or hundredth of a percent; therefore, the aggregate weights for each breakdown may not equal 100%. All fund portfolio figures within this leaflet are as at 30 June 2023 except where noted otherwise. Underlying direct real estate fund is valued on a quarterly basis, with final valuation reported after each quarter end. Liquidity sleeve contains Invesco Global Income Real Estate Securities Fund - UCITS Share Class I, cash and other income-yielding, publicly-traded securities used to manage liquidity needs and risk. 'Direct' in the geographic and sector weightings indicates the % of total GREF exposure to geographies and sectors via its investment in a direct, private equity real estate investment vehicle. These weights do not include the geographies or sectors held within the 'Liquidity Sleeve' investments.

---

# Invesco Global Real Estate Fund

## Z (EUR hedged) gross quarterly distribution - EUR

30 June 2023

---

### Important Information

<sup>1</sup>The Risk Indicator is subject to change and is correct based on the data available at the time of publication.

<sup>2</sup>The ongoing charges represent management fee and operating fee of the Unit class. It excludes portfolio transaction costs and operational expenses of underlying funds.

**This marketing communication is exclusively for use by Professional investors in Continental Europe. It is not intended for and should not be distributed to the public. For the purpose of the distribution of this document, Continental Europe is defined as Austria, Belgium, Germany, Denmark, Spain, Finland, France, Italy, Luxembourg, Netherlands, Norway, Switzerland, Sweden. By accepting this material, you consent to communicate with us in English, unless you inform us otherwise. Data as at 30 June 2023, unless otherwise stated.**

This is marketing material and not financial advice. It is not intended as a recommendation to buy or sell any particular asset class, security or strategy. Regulatory requirements that require impartiality of investment/investment strategy recommendations are therefore not applicable nor are any prohibitions to trade before publication. Views and opinions are based on current market conditions and are subject to change. If on any given Redemption Day of the Sub-Fund, the aggregate value of applications for redemption or conversion of Units of the Sub-Fund when deducted from the aggregate value of subscriptions for the relevant Redemption Day or Conversion Day represent in aggregate: (i) more than five percent (5%) of the Net Asset Value of the Sub-Fund per calendar month, or (ii) more than fifteen percent (15%) of the Net Asset Value of the Sub-Fund per any rolling ninety (90) calendar days period, IMSA may decide that part (on a pro rata basis) or all of such requests for redemption or conversion exceeding one of the above limits will at the discretion of IMSA be cancelled. IMSA reserves the right, if the circumstances so justify, to determine that a lower monthly redemption limit will apply, down to an amount not lower than two percent (2%) of the Net Asset Value of the Sub-Fund. Any such decision will be published on the Website of the Sub-Fund (<https://invesco.eu/gref>). Investors whose requests for redemption or conversion have been cancelled in accordance with the above shall be notified thereof as soon as reasonably practicable. Further to this where redemptions have exceeded the limits noted above and where the circumstances so justify, IMSA may decide that no further applications for redemptions or conversion shall be accepted until further notice. The fund, as a Reserved Alternative Investment Fund domiciled in Luxembourg, is eligible for Well-Informed Investors (as defined in the Luxembourg Law dated 23 July 2016) and marketing in the EEA is permitted to Professional Clients only. The fund is a dedicated Luxembourg open-ended unregulated fund. It qualifies as an alternative investment fund (AIF) managed by Invesco Management S.A. as external alternative investment fund manager (AIFM). For more information on our funds and the relevant risks, please refer to the Offering Memorandum, the Annual or Interim Reports, and constituent documents (all available in English). These documents are available from your local Invesco office. A summary of investor rights is available in English from [www.invescomanagementcompany.lu](http://www.invescomanagementcompany.lu). The management company may terminate marketing arrangements.

Issued by Invesco Management S.A., President Building, 37A Avenue JF Kennedy, L-1855 Luxembourg, regulated by the Commission de Surveillance du Secteur Financier, Luxembourg. **Switzerland:** The offer of the Fund in Switzerland is directed at qualified investors pursuant to Article 10 CISA. Invesco Asset Management (Schweiz) AG acts as representative for the funds distributed in Switzerland. Paying agent in Switzerland: Neue Privat Bank AG, Limmatquai 1/am Bellevue, CH-8024 Zurich. The legal documents and financial reports may be obtained free of charge from the representative.