



Man GLG Alpha Select Alternative

Monthly summary report: 30 April 2024 Reporting Class: IL GBP

Investment Policy

Investment Objective

The Fund seeks positive returns by investing primarily in listed shares (and their related instruments) in the United Kingdom ('UK') or of issuers which derive a substantial part of their revenues from the UK. The fund managers combine fundamental stock analysis with top-down, thematic views to identify mispriced stocks, while adding further value through active trading and the use of derivatives.

Type of Assets

The Fund may invest in issuers and markets outside the UK and in other asset classes and other funds. These assets include, but are not limited to, foreign currency, debt and interest rate related securities. It may increase its holdings in cash and other liquid assets in times of market turbulence. The Fund may actively use FDI to achieve the investment objective, for hedging a given investment or against anticipated movements in a market or other sector or where it is more cost effective than directly holding the underlying asset.

Benchmark Degree of Freedom

The Fund is actively managed; no benchmark is used as a universe for selection or for performance comparison purposes. The Investment Manager will use the relevant IBOR rate or alternative RFR (in place in

the relevant currency i.e GBP SONIA, TONA or such other substitute RFR which may be adopted for the relevant currency in place of IBOR) plus the applicable industry fallback spread, as applicable, as a benchmark for the calculation of performance fees for certain Share Classes.

Please refer to the Fund's Prospectus /Offering documents for additional details regarding the Investment policy.

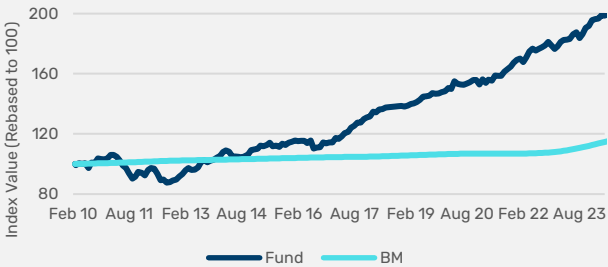
Fund Risks

The value of your investment and the income from it may rise as well as fall and you may not get back the amount originally invested. Prior to investing in the Fund investors should carefully consider the risks associated with investing, whether the Fund suits their investment requirements and whether they have sufficient resources to bear any losses which may result from an investment in the Fund. **Investors should only invest if they understand the terms on which the Fund is offered. Investors should consider the risks detailed in the risk glossary and where appropriate seek professional advice before investing.**

Monthly return¹: 0.32%

Performance Chart (Since Inception)¹

Past Performance is not indicative of future performance. Returns may increase or decrease as a result of currency fluctuations.



Name	
Benchmark	3 Month LIBOR GBP --> 3 Month "Adjusted SONIA" from Jan 2022

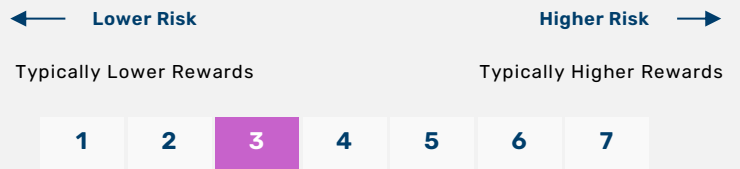
YTD return¹: 1.56%

Fund Details (Key Facts)²

Inception Date	19 February 2010
Management Start Date	01 January 2013
Fund Size	GBP 1,705,013,576
Structure	UCITS
Domicile	Ireland
Investment Manager	GLG Partners LP

Portfolio Manager	Charles Long
	Nick Judge

Summary Risk Indicator (SRI)



See Glossary for an explanation of the calculation. Please refer to the KID/KIID for the relevant Risk Indicator in your jurisdiction.

Cumulative Performance¹

	1 Month	3 Months	6 Months	YTD	1 Year	3 Years	5 Years	10 Years	Since Inception	Since New Management Team
Fund	0.32%	1.29%	3.94%	1.56%	8.86%	25.54%	39.68%	89.70%	99.34%	113.49%
Benchmark	0.44%	1.32%	2.68%	1.77%	5.16%	7.71%	8.62%	11.71%	15.11%	12.48%

Discrete Performance¹

Performance Statistics Since Inception¹

Year	Apr 2023 - Apr 2024	Apr 2022 - Apr 2023	Apr 2021 - Apr 2022	Apr 2020 - Apr 2021	Apr 2019 - Apr 2020	Annualised Return	Annualised Volatility	Sharpe Ratio ³	Correlation	Beta	Information Ratio	Tracking Error
Fund	8.86%	3.66%	11.24%	3.61%	7.39%	4.98%	5.18%	0.77	n/a	n/a	n/a	n/a
Benchmark	5.16%	2.22%	0.19%	0.09%	0.75%	1.00%	0.36%	0.00	0.01	0.21	0.77	5.19%

Historical Performance¹

Year	Jan	Feb	Mar	Apr	May	Jun	Jul	Aug	Sep	Oct	Nov	Dec	Fund YTD	BM YTD
2014	2.31%	1.05%	-0.81%	-2.88%	-0.10%	-0.17%	-0.38%	0.68%	1.10%	2.76%	0.52%	0.37%	4.42%	0.54%
2015	1.87%	-0.42%	0.72%	1.33%	-1.91%	0.22%	-0.63%	1.77%	-0.67%	1.25%	0.60%	0.79%	4.97%	0.58%
2016	-0.31%	0.14%	-0.09%	-1.15%	1.41%	-4.68%	0.75%	0.18%	2.71%	-0.53%	0.69%	-0.05%	-1.11%	0.50%
2017	2.51%	-0.44%	1.38%	1.86%	0.75%	2.18%	1.11%	1.61%	0.09%	1.79%	0.79%	0.49%	15.04%	0.36%
2018	2.42%	-0.33%	1.53%	0.16%	0.71%	0.15%	0.14%	0.16%	0.25%	0.11%	-0.31%	0.38%	5.46%	0.72%
2019	0.76%	0.32%	0.71%	1.05%	1.39%	0.19%	0.24%	1.20%	-0.19%	0.12%	0.58%	0.43%	7.00%	0.81%
2020	1.47%	-0.49%	3.44%	-1.15%	-0.29%	-0.17%	0.61%	0.53%	1.05%	-0.05%	-1.87%	2.14%	5.23%	0.29%
2021	-1.45%	1.38%	-0.42%	2.17%	-0.16%	0.08%	1.68%	1.12%	1.01%	1.58%	1.12%	0.50%	8.87%	0.09%
2022	-1.35%	1.75%	2.35%	1.09%	-0.65%	0.60%	0.63%	0.61%	1.41%	-1.18%	-1.48%	0.95%	4.76%	1.16%
2023	1.64%	0.71%	0.14%	0.27%	1.76%	0.68%	-2.02%	1.33%	2.34%	0.61%	2.07%	0.27%	10.17%	4.55%
2024	0.26%	1.08%	-0.11%	0.32%	n/a	n/a	n/a	n/a	n/a	n/a	n/a	n/a	1.56%	1.77%

Past Performance is not indicative of future performance. Returns may increase or decrease as a result of currency fluctuations.

Contribution Analysis

Top 5 Contributors⁴

Company Name/Sector	MTD	EOM Position
ASTRAZENECA PLC	0.58%	Long
ANGLO AMERICAN PLC	0.36%	Long
MONDI PLC	0.29%	Long
GLENCORE PLC	0.18%	Long
Consumer Staples	0.16%	Short

Bottom 5 Contributors⁴

Company Name/Sector	MTD	EOM Position
SEGRO PLC	-0.31%	Long
LONDON STOCK EXCHANGE GROUP	-0.28%	Long
CRH PUBLIC LIMITED COMPANY	-0.26%	Long
INFORMA PLC	-0.23%	Long
RELX PLC	-0.22%	Long

Exposure and Risk Analysis⁵

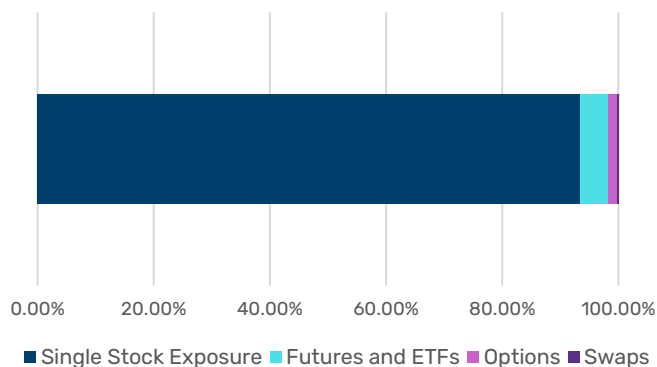
Headline Equity Exposure

	Close	Change	Average	Positions	Change
Gross	148.39%	-6.87%	155.29%	182	0
Net	-0.08%	-0.82%	0.56%	182	0
Long	74.16%	-3.84%	77.92%	108	2
Short	74.23%	-3.02%	77.37%	74	-2

Breakdown by Asset Class⁷

	Market Value	Gross Exposure
Commodity	0.00%	0.00%
Convertible	0.00%	0.00%
Equities	5.38%	148.39%
Fixed Income	86.93%	86.93%
Currency	7.69%	0.49%
Money Markets	0.00%	0.00%
Other	0.00%	0.16%
Total	100.00%	235.97%

Gross Equity Exposure by Security Type⁶



Equity Exposure By Market Cap⁸

	Long	Short	Net	Gross
\$0 - \$0.25Bn	0.05%	0.13%	-0.09%	0.18%
\$0.25Bn - \$2Bn	3.43%	7.62%	-4.19%	11.05%
\$2Bn - \$10Bn	14.84%	33.45%	-18.61%	48.28%
\$10Bn - \$50Bn	35.45%	22.16%	13.29%	57.61%
\$50Bn +	20.40%	10.87%	9.53%	31.27%

Gross Position Concentration as % of total portfolio

	Current Month%
Top 10	39.97%
Top 20	61.78%
Top 30	76.89%

Equity Exposure by Sector⁸

	Long	Short	Net	Gross
Communication Services	4.77%	5.11%	-0.34%	9.89%
Consumer Discretionary	5.61%	14.36%	-8.74%	19.97%
Consumer Staples	3.98%	16.98%	-13.01%	20.96%
Energy	1.12%	3.29%	-2.17%	4.41%
Financials	10.18%	8.47%	1.70%	18.65%
Health Care	3.49%	3.98%	-0.49%	7.47%
Industrials	20.46%	11.42%	9.04%	31.88%
Information Technology	0.96%	2.06%	-1.10%	3.01%
Materials	11.92%	3.24%	8.68%	15.15%
Real Estate	5.33%	2.72%	2.62%	8.05%
Unclassified	0.15%	0.03%	0.13%	0.18%
Utilities	6.19%	2.58%	3.60%	8.77%

Top 10 Equity Exposure by Country⁸

	Long	Short	Net	Gross
United Kingdom	56.43%	48.31%	8.12%	104.74%
United States	3.89%	4.40%	-0.51%	8.29%
Ireland	4.30%	3.28%	1.02%	7.57%
Italy	3.95%	1.66%	2.28%	5.61%
France	0.00%	3.57%	-3.57%	3.57%
Austria	2.87%	0.09%	2.78%	2.96%
Germany	0.00%	2.35%	-2.35%	2.35%
Australia	1.92%	0.32%	1.60%	2.24%
Sweden	0.00%	1.95%	-1.95%	1.95%
Netherlands	0.10%	1.20%	-1.10%	1.30%

Top 10 Long Equity Positions⁸

Company Name	Net exposure
RELX PLC	6.17%
INFORMA PLC	4.77%
NATIONAL GRID PLC	4.47%
SEGRO PLC	3.92%
ASTRAZENECA PLC	3.49%
LONDON STOCK EXCHANGE GROUP	3.30%
INTERMEDIATE CAPITAL GROUP	3.04%
MONDI PLC	2.87%
SMURFIT KAPPA GROUP PUBLIC LIMITED COMPANY	2.73%
CRH PUBLIC LIMITED COMPANY	2.29%

Top 10 Short Equity Positions⁸

Company Name	Net exposure
Consumer Staples	-4.20%
Consumer Staples	-3.75%
Consumer Discretionary	-2.73%
Consumer Staples	-2.35%
Energy	-1.90%
Consumer Staples	-1.82%
Consumer Discretionary	-1.68%
Industrials	-1.62%
Consumer Discretionary	-1.30%
Consumer Staples	-1.28%

Option Greeks (Equity Only)

	Fund
Vega	0.00%
Theta (1 month)	-0.04%
Gamma -1%	0.29%
Gamma +1%	0.28%

Historical Replays⁹

Brexit (23 rd June 2016 – 7 th July 2016)	Covid Shock (6 th March 2020 – 16 th March 2020)	Covid unwind (22 nd May 2020 – 27 th May 2020)	Russian Ukraine Invasion (21 st Feb 22 – 2 nd March 2022)	Banking Crisis (6 th November 2008 – 20 th November 2008)
-2.06%	1.16%	-0.00%	0.45%	-6.21%

NAV¹⁰

Class	NAV	ISIN	Minimum Initial	Minimum Additional	OCF ¹¹	Performance Fee ¹²	Management Fee
IL GBP	199.34	IE00B60S2G54	1,000,000	n/a	1.11%	20%	0.75%
DL GBP	183.85	IE00B60K3800	1,000	n/a	1.86%	20%	1.50%
DL H EUR	163.49	IE00B5ZNR51	1,000	n/a	1.86%	20%	1.50%
DL H USD	186.77	IE00B6116G19	1,000	n/a	1.85%	20%	1.50%
DLY H EUR	108.89	IE00BZ4CY261	1,000	n/a	2.10%	20%	1.75%
DN H USD	116.63	IE000XMD60D9	1,000	n/a	2.11%	20%	1.75%
DNRW H EUR	102.38	IE000T01CHG5	1,000	n/a	2.35%	20%	2.50%
DNY H EUR	123.85	IE00BK6M1400	1,000	n/a	2.36%	20%	2.00%
IL GBP Net-Dist A	142.41	IE00BF2WQN35	1,000,000	n/a	1.11%	20%	0.75%
IL H EUR	177.57	IE00B3LJV697	1,000,000	n/a	1.11%	20%	0.75%
IL H EUR Net-Dist A	132.82	IE00BF2WQM28	1,000,000	n/a	1.11%	20%	0.75%
IL H SEK	162.17	IE00B57XDM94	5,000,000	n/a	1.11%	20%	0.75%
IL H USD	203.86	IE00B5ZN3H63	1,000,000	n/a	1.11%	20%	0.75%
IL H USD Net-Dist A	148.63	IE00BF2WQP58	1,000,000	n/a	1.11%	20%	0.75%
IL U GBP	172.86	IE00BYQG5598	1,000,000	n/a	1.11%	20%	0.75%
IN GBP	123.92	IE00BK1X8B47	1,000,000	n/a	1.36%	20%	1.00%
IN H CHF	117.78	IE00BMZ59K67	1,000,000	n/a	1.36%	20%	1.00%
IN H EUR	128.09	IE00BJQ2XG97	1,000,000	n/a	1.36%	20%	1.00%
IN H EUR Net-Dist A	101.01	IE000096B3Q5	1,000,000	n/a	1.37%	20%	1.00%
IN H SEK	127.29	IE00BJBK4F46	5,000,000	n/a	1.36%	20%	1.00%
IN H USD	136.33	IE00BJQ2XH05	1,000,000	n/a	1.36%	20%	1.00%

¹ Please note all performance statistics and charts are based on the lead reporting shareclass. Performance data is shown net of fees with income reinvested, and does not take into account sales and redemption charges where such costs are applicable. Returns are calculated net of management fees and any applicable performance fees. Other share classes may charge higher fees.

² Fund Size represents the combined AUM of all share-classes in the Portfolio.

³ Sharpe ratio is calculated using a risk-free rate in the appropriate currency over the period analysed. Where an investment has underperformed the risk-free rate, the Sharpe ratio will be negative. Because the Sharpe ratio is an absolute measure of risk-adjusted return, negative Sharpe ratios are not shown as they can be misleading.

⁴ Please note, Index positions have been excluded from the top 5 & bottom 5 contributors

⁵ The organisations and/or financial instruments mentioned are for reference purposes only. The content of this material should not be construed as a recommendation for their purchase or sale.

Higher level equity exposures are calculated using M&A adjustments.

⁶ As a percentage of gross exposure.

⁷ Market value may be different to gross exposure due to the use of derivatives in the fund. Only fully funded positions in the fund would have the same market value as exposure. Fixed Income exposure for an equity fund may include exposures to short maturity government bills for cash management purposes

⁸ Index positions are decomposed.

⁹ Historical simulated replay taking current positioning, the periods selected are exceptional and results do not reflect typical performance.

¹⁰ The share class in blue in the table is the reporting share class for the Fund and may be closed to new subscriptions.

¹¹ Ongoing Charges Figure ("OCF"): A variable charge payable over a year, normally based on expenses to the Fund as of the previous accounting year. It excludes Performance Fees (if applicable) but includes the Management Fee.

¹² Performance Fee (up to): The payment made to an Investment Manager if certain performance levels are achieved (often over and above any levels set out in the investment objective) within a set time period.

Important information

The Fund is a sub-fund of Man Funds VI plc, domiciled in Ireland and registered with the Central Bank of Ireland. Full details of the Fund's objectives, investment policy and risks are located in the Prospectus which with the Key Investor Information Document (KIID) / Key Investor Document (KID), and the Report and Accounts of the UCITS, are accessible free of charge from the local information/paying agent, from authorised distributors and from www.man.com/documents. The KIID/KID is available in English and in an official language of the jurisdictions in which the Fund is registered for public sale. The Prospectus and the Reports and Accounts of the UCITS can be obtained in English. **In Switzerland**, the Prospectus is also available in German.

In Spain: Full prospectuses, KIDs, statutes and annual and semi-annual accounts of the investment products are available free of charge at the offices of the Spanish distributors authorised in Spain. A list of the Spanish distributors authorised and their contact details can be obtained on the Comisión Nacional del Mercado de Valores ("CNMV") website: www.cnmv.es. Man Funds VI plc: The sub-funds mentioned herein are authorised to be marketed to the public in Spain and belong to the Man Funds VI plc that is registered in the Comisión Nacional del Mercado de Valores (hereinafter the "CNMV") with the number 882.

In order to fulfil the fund's objectives the Prospectus allows the manager the ability to invest principally in units of other collective investment schemes, bank deposits, derivatives contracts designed with the aim of gaining short term exposure to an underlying stock or index at a lower cost than owning the asset, or assets aiming to replicate a stock or debt securities index.

More than 35% of the Fund's total holdings in bonds may be issued by or guaranteed by:

- EU and OECD Governments
- European Investment Bank
- International Financing Corp
- World Bank

The value of an investment and any income derived from it can go down as well as up and investors may not get back their original amount invested. Alternative investments can involve significant additional risks.

For a summary of investor rights please see www.man.com/investor-relations and for guidelines for individual or collective redress mechanisms, please consult the fund's prospectus and its key information document, as well as the complaints handling policy found here www.man.com/complaints-handling-policy.

This material is for information purposes only and does not constitute an offer or invitation to invest in any product for which any Man Group plc affiliate provides investment advisory or any other services. It is not contractually binding nor does it represent any information required by any legislative provision. Prior to making any investment decisions, investors should read and consider the fund's offering documents.

Opinions expressed are those of the author as of the date of their publication, and are subject to change.

Some statements contained in these materials concerning goals, strategies, outlook or other non-historical matters may be "forward-looking statements" and are based on current indicators and expectations at the date of their publication. We undertake no obligation to update or revise them. Forward-looking statements are subject to risks and uncertainties that may cause actual results to differ materially from those implied in the statements.

Distribution of this material and the offer of shares may be restricted and the minimum subscription amount may be higher in certain jurisdictions. The product(s) mentioned within this material (i) may not be registered for distribution in your jurisdiction, and (ii) may only be available to professional or otherwise qualified investors or entities. It is important that distributors and/or potential investors are able to ensure compliance with local regulations prior to making a subscription. Please refer to the offering documentation for additional information.

Unless stated otherwise the source of all information is Man Group plc and its affiliates as of the date on the first page of this material.

This material was prepared by GLG Partners LP ("Investment Manager") (company number LP006776) which is registered in England and Wales at Riverbank House, 2 Swan Lane, London, EC4R 3AD. Authorised and regulated in the UK by the Financial Conduct Authority. This material is distributed pursuant to global distribution and advisory agreements by subsidiaries and consultants of Man Group plc ("Marketing Entities").

Australia: To the extent this material is distributed in Australia it is communicated by Man Investments Australia Limited ABN 47 002 747 480 AFSL 240581, which is regulated by the Australian Securities & Investments Commission (ASIC). This information has been prepared without taking into account anyone's objectives, financial situation or needs.

Austria/Germany/Liechtenstein: To the extent this material is used in Austria/Germany/Liechtenstein, the communicating entity is Man (Europe) AG, which is authorised and regulated by the Liechtenstein Financial Market Authority (FMA). Man (Europe) AG is registered in the Principality of Liechtenstein no. FL-0002.420.371-2. Man (Europe) AG is an associated participant in the investor compensation scheme, which is operated by the Deposit Guarantee and Investor Compensation Foundation PCC (FL-0002.039.614-1) and corresponds with EU law. Further information is available on the Foundation's website under www.eas-liechtenstein.li. A number of the Fund's share classes are registered for distribution to professional and non-professional investors in Austria/Germany/Liechtenstein. The Fund's documentation can be obtained in German free of charge from the relevant paying agent. In Austria: Raiffeisen Bank International AG, Am Stadtpark 9, 1030 Wien. In Germany: BHF-BANK Aktiengesellschaft, Bockenheimer Landstrasse 10, 60323 Frankfurt am Main. In Liechtenstein: LGT Bank AG, Herrengasse 12, FL-9460 Vaduz.

European Economic Area: Unless indicated otherwise this material is communicated in the European Economic Area by Man Asset Management (Ireland) Limited ('MAMIL') which is registered in Ireland under company number 250493 and has its registered office at 70 Sir John Rogerson's Quay, Grand Canal Dock, Dublin 2, Ireland. MAMIL is authorised and regulated by the Central Bank of Ireland under number C22513.

Hong Kong SAR: To the extent this material is distributed in Hong Kong SAR, this material is communicated by Man Investments (Hong Kong) Limited and has not been reviewed by the Securities and Futures Commission in Hong Kong.

Switzerland: To the extent the material is made available in Switzerland the communicating entity is:

- For Clients (as such term is defined in the Swiss Financial Services Act): Man Investments (CH) AG, Huobstrasse 3, 8808 Pfäffikon SZ, Switzerland. Man Investment (CH) AG is regulated by the Swiss Financial Market Supervisory Authority ('FINMA'); and
- For Financial Service Providers (as defined in Art. 3 d. of FINSA, which are not Clients): Man Investments AG, Huobstrasse 3, 8808 Pfäffikon SZ, Switzerland, which is regulated by FINMA.

The Fund has been registered for offering to non-qualified investors with FINMA. The Swiss representative is Man Investments AG. The Swiss paying agent is RBC Investor Services Bank S.A., Esch-sur Alzette, Zurich Branch, Badenerstrasse 567, P.O. Box 1292, CH-8048 Zurich, Switzerland. The Prospectus / Offering Memorandum, the Key Investor Information Document, the Articles of the Fund and the annual financial statements of the Fund may be obtained free of charge from the Swiss Representative. In respect of the Shares distributed / offered in or from Switzerland, the place of performance and the place of jurisdiction are at the registered office of the Swiss Representative in Switzerland.

United Kingdom: Unless indicated otherwise this material is communicated in the United Kingdom by Man Solutions Limited ('MSL') which is a private limited company registered in England and Wales under number 3385362. MSL is authorised and regulated by the UK Financial Conduct Authority (the 'FCA') under number 185637 and has its registered office at Riverbank House, 2 Swan Lane, London, EC4R 3AD, United Kingdom. If you wish to complain please contact MAMIL ('The Manager') to obtain a copy of the complaints procedure which is available in English. If you are not satisfied with the final response resolution you may be able to refer your complaint to an Alternative Dispute Resolution Authority (ADR). For more information please refer to man.com/contact. Alternatively, in the EEA, you can find more information about local ADRs and find a complaint form in your local language on the Financial Dispute Resolution network (FIN-NET) section of the European Commission website (https://ec.europa.eu/info/business-economy-euro/banking-and-finance/consumer-finance-and-payments/retail-financial-services/financial-dispute-resolution-network-fin-net_en).

Please note that at any time the Manager or the Management company retains the right to terminate arrangements for the marketing of this product.

This material is not suitable for US persons.

This material is proprietary information and may not be reproduced or otherwise disseminated in whole or in part without prior written consent.

Any data services and information available from public sources used in the creation of this material are believed to be reliable. However accuracy is not warranted or guaranteed. © Man 2024

SONIA - The term adjusted (3 month) SONIA plus the applicable industry fallback spread are calculated by Bloomberg Index Services Limited (or a duly appointed successor) and as may be published by authorised distributors.

See <https://www.man.com/indices-disclaimer> for the full list of data providers' benchmarks disclaimers.

Recipients of this material are deemed to be investment professionals and/or qualified investors that have employed appropriately qualified individuals to manage their financial assets and/or are a financial services entity appointed by an investor to provide fiduciary advisory and/or portfolio management services in respect of their financial assets. Information provided in response to queries regarding investment strategies and products managed by the Investment Manager will not be deemed to be provision of investment advice or personal investment recommendations, or assessment of the suitability or appropriateness of any investment products or consideration of the particular circumstances specific to any individual recipient to whom this material has been sent.