


Triodos Impact Mixed Fund - Defensive

I-cap | Factsheet April 2024



Fund Managers



Rob van Boeijen (lead), Arjan Palthe ,
Jeroen van Herwaarden

Share class details

NAV share price as of	EUR 23.88
30/04/2024	
Share class inception date	02/12/2019
Currency	EUR
Morningstar rating	★
ISIN code	LU1956011198
Bloomberg code	TRIMDIA:LX
Management fee	0.45%
Ongoing charges (incl. management fee) as of	0.61%
30/06/2023	
Distribution type	Capitalisation
Minimum investment	EUR 1,000,000.00
Benchmark	Compounded Benchmark Triodos Impact Mixed Fund - Defensive

SFDR article 9

The fund has sustainable investment objectives aligned with SFDR article 9 criteria. These objectives are:

- make money work for environmental and social change
- contribute to the transition to an economy within planetary boundaries
- contribute to the transition to an economy where all humans can enjoy a prosperous life.

Triodos Impact Mixed Fund - Defensive aims to generate positive impact and competitive returns from a concentrated portfolio of investment-grade corporate, sovereign and sub-sovereign bonds and global equity positions.

The fund mainly invests in impact and other corporate bonds and government bonds, and, to a lesser extent, in equities of companies in developed countries. These companies and the proceeds of the impact and corporate bonds must contribute to, or finance projects in, at least one of the following transitions: resource transition, energy transition, food transition, societal transition or wellbeing transition. Bond investments must be investment grade and denominated in EUR.

Highlights

- Triodos Impact Mixed Fund - Defensive generated a return (after costs) of -1.44%, while the benchmark yielded -1.29%.
- Global capital markets were under pressure as investors reviewed their interest rate scenarios. Inflation seems to be sticky and the FED is not in a hurry to relax its policy. Equity markets found some counterbalancing support in a positive earnings reporting season so far.
- The fund handed in performance as both bonds and equities lost ground in line with the markets. Q1 numbers set the tone for individual outliers; Resmed (+14%), Shimano (+11%), Essity (+7%) on the positive side and Adyen (-29%), Enphase (-10%) and Edwards (-9%) as detractors. The fund remains to be geared to overweight positions in Consumer Staples, Health Care and higher quality, euro dominated bonds. All investments contribute to the Triodos transition themes.

Net Return in %

As per end of April 2024

	1M	3M	YTD	1 Y	3Y avg	5Y avg
Fund	-1.44	0.04	0.51	5.80	-2.53	-
Benchmark	-1.29	0.72	1.51	8.50	-0.24	-

Calendar Year Net Return in %

	2020	2021	2022	2023
Fund	-	4.08	0.77	-16.53
Benchmark	-	4.75	5.01	-14.67

All returns stated have been calculated based on net asset values, including reinvestment of dividends where applicable. Past performance does not predict future returns. Please note that the costs charged have an impact on your return. Benchmark: 25% MSCI World Index in EUR, 45% iBoxx Euro Corporates Overall Total Return, 30% iBoxx Euro Eurozone Sovereign 1-10 Total Return

Impact indicators



The impact indicators are calculated using Principal Adverse Indicator data from Morningstar Sustainability. Data as per end of March 2024. More details on the PAI indicators can be found at the end of this document.

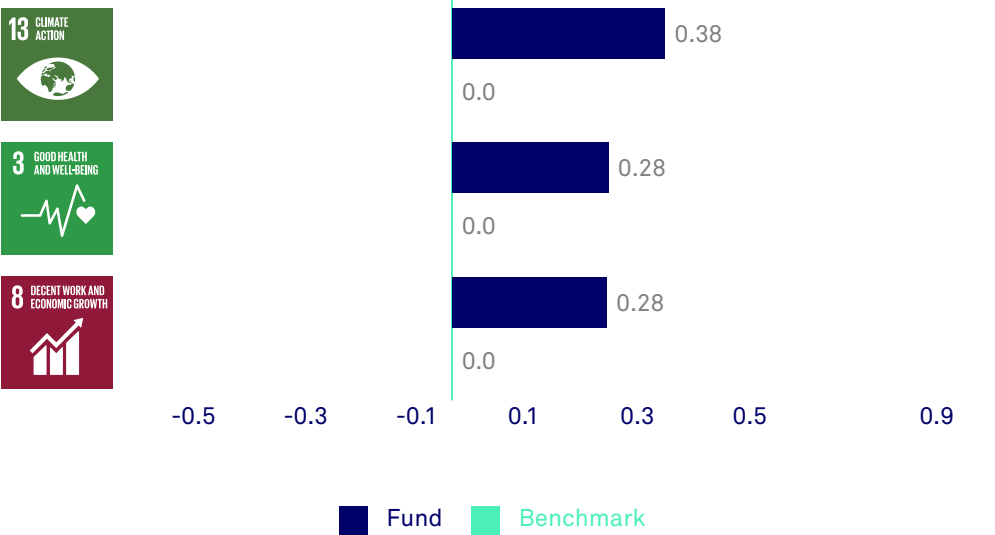
Cumulative Performance Chart

As per end of April 2024



All returns stated have been calculated based on net asset values, including reinvestment of dividends where applicable. Past performance does not predict future returns. Please note that the costs charged have an impact on your return.

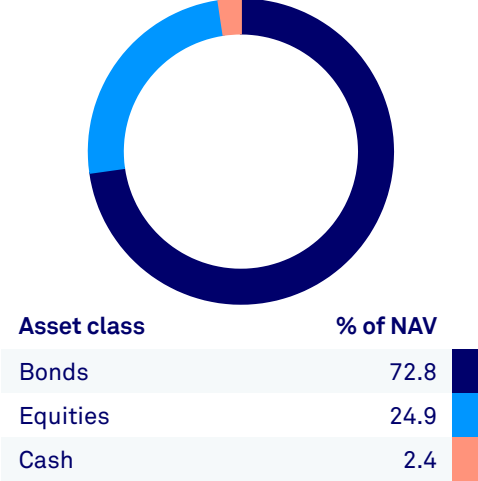
Top 3 SDGs of the fund



All our investments contribute to one or more of the UN SDGs. For equities and corporate bonds, this contribution is based on the % of revenues from products and services with positive impact. For impact bonds the contribution is based on the % of the proceeds used to fund assets and/or projects with positive impact. The maximum score is 1. The contribution data for the benchmark is not yet available. We strive to publish this data later this year.

Breakdown by asset class

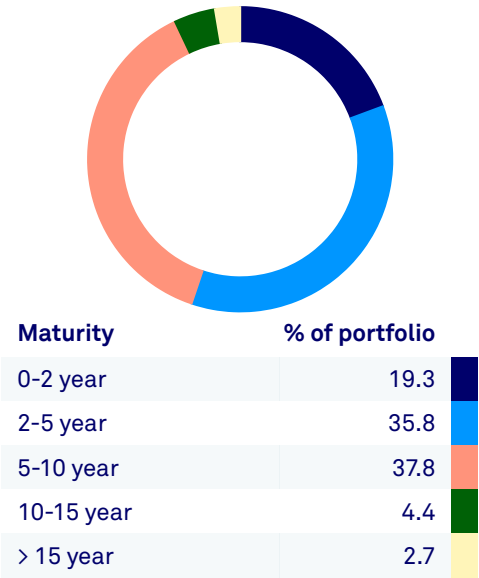
As per end of April 2024



Source: Triodos Investment Management

Breakdown by maturity

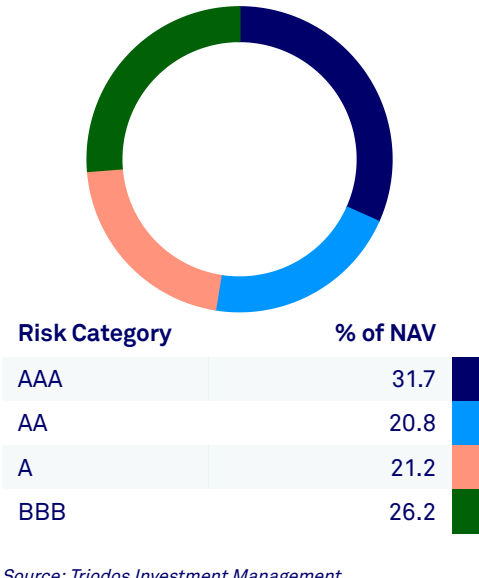
As per end of April 2024



Source: Triodos Investment Management

Breakdown by risk category

As per end of April 2024

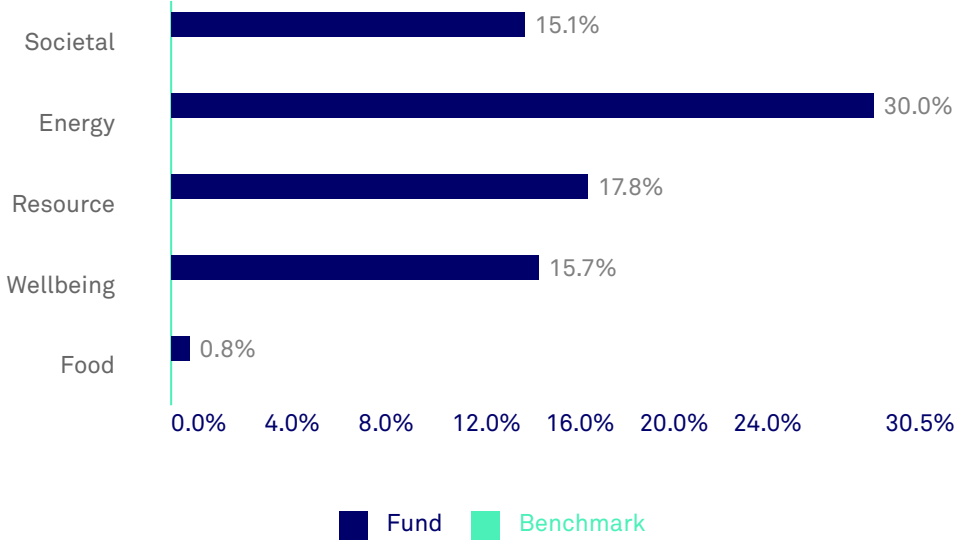


Source: Triodos Investment Management

Fund characteristics

Inception date	21/06/2019
Net asset value	EUR 37,027,281
Share count	1,567,455
Domicile	Luxembourg
Management company	Triodos Investment Management
Custodian	CACEIS Investor Services Bank
Investment manager	Triodos Investment Management
Legal status	Open-ended sub fund of Triodos SICAV I
European passport	Yes
Investment horizon	Long term
Valuation	Daily
Asset class	Mixed
Supervisor	CSSF

Contribution Transition Theme



All our investments contribute to one or more of the five transitions. For equities and corporate bonds, this contribution is based on the % of revenues from products and services with positive impact. For impact bonds the contribution is based on the % of the proceeds used to fund assets and/or projects with positive impact. Sovereign bonds are out of scope, as these are not impact investments. The overall positive contribution of the fund is 77.1%.

Positions added and removed

Positions added	Deere & Co
Positions removed	Check Point Software Technology

Top 5 Corporate holdings

As per end of April 2024

Name	Bond type	% of NAV
0.250% Essity 2021 - 2031	Regular bond	1.0
0.500% Smurfit Kappa Group 2021 - 2029	Green bond	0.9
1.164% Zimmer Biomet 2019 - 2027	Regular bond	0.9
0.773% East Japan Railway 2034	Regular bond	0.8
1.300% Baxter International 2024 - 2030	Regular bond	0.8

Source: Triodos Investment Management

Top 5 Sovereign holdings

As per end of April 2024

Name	Bond type	% of NAV
0.000% German Government bond 2020 - 2025	Green bond	2.8
1.300% German Government bond 2022 - 2027	Green bond	2.6
0.125% Slovenian Government bond 2021 - 2043	Social bond	1.3
1.350% Irish Government bond 2018 - 2031	Green bond	1.2
0.000% German Government bond 2020 - 2030	Green bond	1.2

Source: Triodos Investment Management

Top 5 equity holdings

As per end of April 2024

Name	% of NAV
NVIDIA	1.1
EssilorLuxottica	1.0
RELX	1.0
Novo Nordisk	1.0

Advanced Drainage Systems	0.8
---------------------------	-----

Source: Triodos Investment Management

Breakdown by market cap

As per end of April 2024

Market cap	% of equity
Large cap > USD 16bn	76.4
Mid cap USD 6-16bn	22.3
Small cap USD 3-6bn	0.0
Small cap USD 600m-3bn	1.2
Micro Cap <600m	0.0

Source: Triodos Investment Management. Excluding fund in fund investments.



Nordic Swan Ecolabel

Principal Adverse Impact Indicators (PAIs)

GHG intensity of investee companies: The GHG intensity is a relative measure of greenhouse gas (GHG) emissions. It is the amount of GHG produced per unit of revenue generated by the company, measured in tonnes of CO2 per EURm generated in revenue. The carbon intensity is then weighted using the portfolio weight to get a weighted average for the portfolio. Non-recycled waste ratio: For each company the non-recycled waste ratio is the total amount in metric tons of non-recycled waste produced divided by the amount invested in EURm. This is expressed as a weighted average.

Excessive CEO pay ratio: This metric measures the ratio within investee companies of the annual total compensation for the highest compensated individual to the median annual total compensation for all employees.

Risks

The risk indicator assumes you keep the product for 3 years. The actual risk can vary significantly if you cash in at an early stage and you may get back less. The summary risk indicator is a guide to the level of risk of this product compared to other products. It shows how likely it is that the product will lose money because of movements in the markets or because we are not able to pay you.

We have classified this product as 3 out of 7, which is a medium-low risk class. This rates the potential losses from future performance at a medium-low level. The product may be exposed to risks, such as concentration risk, currency risk and interest rate risk. This product does not include any protection from future market performance so you could lose some or all of your investment.

Morningstar

© 2024 Morningstar. All Rights Reserved. The information contained herein: (1) is proprietary to Morningstar and/or its content providers; (2) may not be copied or distributed; and (3) is not warranted to be accurate, complete or timely. Neither Morningstar nor its content providers are responsible for any damages or losses arising from any use of this information. Past performance is no guarantee of future results.

This is a marketing communication. Please refer to the prospectus and the PRIIPs KID of Triodos Impact Mixed Fund - Defensive before making any final investment decisions. A summary of investor rights in English can be found [here](#). The value of your investment can fluctuate because of the investment policy. Triodos Impact Mixed Fund - Defensive is managed by Triodos Investment Management. Triodos Investment Management holds a license as alternative investment fund manager and UCITS manager and is under the supervision of the Autoriteit Financiële Markten and De Nederlandsche Bank in the Netherlands. Triodos Investment Management may decide to stop the marketing of its collective investment schemes in your country.